




SEGUNDA PRUEBA - VILLANUEVA DE CÓRDOBA

SECRETARIA

Los Barreros 0,000 km



| Nº | del coche | Nombre | Clase | Registro del co | Marca | Club |
|-----|-----------|------------------------------|--------------------|-----------------|-----------------|-------------------------------|
| 6 | 701 | MANUEL LATORRE ESPEJO | ALEVIN 50 CC | 26991-J | KTM | CD. ENDURO ALCALA |
| 12 | 702 | PABLO MATTHIEU SALADO | ALEVIN 50 CC | 26257-MA | Husqvarna | VILLA DE OJEN |
| 22 | 703 | MARK GARCÍA CALVENTE | ALEVIN 50 CC | 26280-MA | KTM | CD. Motos Ortiz Marbella |
| 49 | 704 | ISLEM ABDERRAHAMAN AHMED | ALEVIN 50 CC | 26259-MA | Gas gas | MOTOS ORTIZ |
| 86 | 706 | KARAM RAHHOU LAARBI | ALEVIN 50 CC | 26798-ML | Husqvarna | ESCUDERÍA MELILLA SPORT CAPIT |
| 100 | 708 | HUGO GUEVARA FLORES | ALEVIN 50 CC | 26165-AL | KTM | M C BAJO ALMANZORA |
| 101 | 710 | MARCOS TAPIA LOPEZ | ALEVIN 50 CC | 26418-CO | KTM | C.D.JARACROSS |
| 136 | 711 | JULIAN CABEZUELO CABALLERO | ALEVIN 50 CC | 27128-SE | HUSQVARNA | C.D. Motoclub Morón |
| 171 | 712 | AARON DELGADO LOPEZ | ALEVIN 50 CC | 26532-SE | Husqvarna | TRT MOTORCICLE |
| 7 | 713 | JAVIER MATEOS PARICIO | ALEVIN 65 CC | 27127-SE | KAWASAKI | EDUARDO CASTRO |
| 8 | 715 | SERGIO OCHOA LUQUE | ALEVIN 65 CC | 26169-CO | KTM | MC EL ARENAL |
| 9 | 716 | LOUIE CSESSELL | ALEVIN 65 CC | 26786-MA | KTM | |
| 11 | 717 | CHEMA OCAMPOS GUZMAN | ALEVIN 65 CC | 26393-CO | KTM | EL ARENAL |
| 25 | 718 | CHRISTIAN SÁNCHEZ PEREZ | ALEVIN 65 CC | 27117-CA | Yamaha | MOTO CLUB CEUTA |
| 35 | 719 | GUILLERMO PIÑERO BERNAL | ALEVIN 65 CC | 26289-CA | KTM | REBUFO CHICLANA |
| 61 | 336 | OLIVER MATILLA ROMERO | ALEVIN 65 CC | 26181-CO | Yamaha | EDUARDO CASTRO |
| 76 | 720 | INTO PITKONEN | ALEVIN 65 CC | 26255-MA | Husqvarna | ROCKING STONES |
| 111 | 721 | RAMON BERNANRDO CAMPOS MUÑOZ | ALEVIN 65 CC | 26272-GR | KTM | C.D. ARENAL |
| 115 | 722 | ADRIAN PEREZ MORENO | ALEVIN 65 CC | 26196-SE | Husqvarna | ALLESER |
| 199 | 723 | JOSE MARIA HERRERA GOMEZ | ALEVIN 65 CC | 26476-CO | KTM | JAROCROSS |
| 17 | 725 | RUBEN FRIAS MORALES | CLÁSICAS EVO 80 CC | 26968-SE | Accossato | MOTOTEMA |
| 22 | 726 | JOSE LUIS NIETO VIDAL | CLÁSICAS EVO 80 CC | 190381-BA | RIEJU MR80 | MC.MIRAMONTES |
| 27 | 728 | CRISTOBAL SIERRA ROJAS | CLÁSICAS EVO 80 CC | 27053-SE | Rieju mr | MOTO CLUB CORIA |
| 8 | 730 | RAUL MARTIN GALVAN | CLÁSICAS EVO OPEN | 26953-SE | Yamaha | MOTOTEMA |
| 19 | 731 | AITOR SOLIS GONZALEZ | CLÁSICAS EVO OPEN | 26970-MA | Montesa | MOTONAVO |
| 37 | 724 | LUIS A. DANTIN PEÑA | CLÁSICAS EVO OPEN | 225611-M | yamaha | MOTO CLUB ALCORCON |
| 72 | 732 | JOSE LUIS DEL CID SERRANO | CLÁSICAS EVO OPEN | 26950-MA | Yamaha | MOTO NAVO |
| 77 | 601 | JOSE VILLANUEVA JUNCOSA | CLÁSICAS EVO OPEN | 26620-SE | HONDA CR125 | CD.MX JEREZ |
| 80 | 729 | ÁNGEL ALMARZA POZO | CLÁSICAS EVO OPEN | 225214-M | Yamaha | CLUB. MOTOR, VILLAREJO |
| 5 | 610 | JUAN MORALES DOMINGUEZ | CLÁSICAS SUPER-EV | 26746-MA | MAICO | MOTOCLUB VILLA DE OJEN |
| 7 | 602 | ENRIQUE LEON GALLEGO | CLÁSICAS SUPER-EV | 26952-MA | Yamaha | C.D. RONDA |
| 13 | 603 | DIEGO ANGEL GARCÍA PULIDO | CLÁSICAS SUPER-EV | 26702-CO | Yamaha | JAROCROSS |
| 78 | 608 | JUAN LUIS LAGO CARRERA | CLÁSICAS SUPER-EV | 26877-CC | Yamaha | TREBUJENA |
| 95 | 340 | CARLOS OLMEDO MORALES | CLÁSICAS SUPER-EV | 26978-SE* | Honda | ALESER |
| 113 | 609 | ANTONIO RUIZ RODRIGUEZ | CLÁSICAS SUPER-EV | 26993-SE | GILERA | M.C. URSO |
| 5 | 612 | JOSÉ DAVID PERÁN RODRIGUEZ | MX1 | 26720-CO | kawasaki kx450f | CD.PM ALMODOBAR DE RÍO |
| 9 | 611 | JESUS QUINTERO HERNANDEZ | MX1 | 190390-CC | Gas gas | PETROGOLDRACINGTEAM |
| 53 | 615 | IVAN RUZ NIEVAS | MX1 | 26749-GR | KTM | ORTIZ MOTOS KTM |
| 54 | 616 | FRANCISCO MERIDA BERMUDEZ | MX1 | 26946-CO | Husqvarna | MOTO CLUB EL ARENAL |
| 70 | 618 | SALVADOR GUZMÁN TRUJILLO | MX1 | 26694-MA | KTM | MOTOS ORTIZ |
| 91 | 619 | JAIRO GARCIA CASADO | MX1 | 26701-CO | Yamaha | CD JARACROS |
| 171 | 621 | JUAN JOSE DELGADO | MX1 | 26531-SE | KTM | TRT MOTORCICLE |
| 200 | 622 | ANDRES TORRONTERAS ROJO | MX1 | 26508-CO | KTM | C.D.JAROCROSS |
| 300 | 623 | GAUDEN MERCHAN CARMONA | MX1 | 26728-CO | Yamaha | CD JAROCROSSS |
| 612 | 624 | RAFA MATA GONZALEZ | MX1 | 26882-CO | Kawasaki | R.PAJARILLO |
| 3 | 625 | ALVARO MUÑOZ DE LA CALZADA | MX1 AFICIONADOS | 26397-GR | gas gas | TSC RACING |
| 10 | 626 | SALVADOR MUÑOZ MARISCAL | MX1 AFICIONADOS | 26472-ML | Ktm | ENDUCROSS MELILLA |
| 33 | 628 | JOSE ANGEL GALDEANO ALVAREZ | MX1 AFICIONADOS | 26929-GR | KTM | RUTA SUR |
| 46 | 629 | MANUEL AGUILERA MORENO | MX1 AFICIONADOS | 26990-CO | KTM | MOTO CLUB EL ARENAL |
| 52 | 630 | SERGIO VALLEJO RODRÍGUEZ | MX1 AFICIONADOS | 27131-J | Yamaha | MX RANICA |
| 63 | 631 | ANTONIO CALVO ROJAS | MX1 AFICIONADOS | 26983-CO | | |
| 74 | 632 | ADRIAN MANTAS LA TORRE | MX1 AFICIONADOS | 26992-J | Rieju | CD. ENDURO ALCALA |
| 79 | 633 | JUAN ANTONIO YEGUAS MARTIN | MX1 AFICIONADOS | 26791-GR | Honda | MX EL ARENAL |
| 86 | 634 | RAUL SANCHEZ GOMEZ | MX1 AFICIONADOS | 26997-MA | KTM | MOTOS ORTIZ |
| 719 | 501 | MARCO ANTONIO BAENA VELA | MX1 AFICIONADOS | 26892-SE | Yamaha | EDUARDO CASTRO |
| 988 | 502 | AGUSTIN BAREA JURADO | MX1 AFICIONADOS | 26932-CO | Honda | MOTO CLUB ARENAL |

Cronometraje

Orbits






SEGUNDA PRUEBA - VILLANUEVA DE CÓRDOBA

SECRETARIA

Los Barreros 0,000 km



| Nº | del coche | Nombre | Clase | Registro del co | Marca | Club |
|-----|-----------|-------------------------------------|-----------------|-----------------|-------------------|-------------------------------|
| 19 | 504 | ANTONIO GALIANO ARENGA | MX2 | 26260-SE | Husqvarna | TEAM ALESER |
| 68 | 505 | ALVARO SÁNCHEZ RODRÍGUEZ | MX2 | 26172-H | Gas gas | MOTOCLUB CERREÑO |
| 77 | 506 | MIGUEL FERNÁNDEZ CASTILLÓN | MX2 | 27060-J | Honda | MOTONAVO |
| 144 | 507 | JOSE LUIS MARTIN ARRABAL | MX2 | 26539-GR | KTM | TRT MOTORCICLE |
| 218 | 508 | MARINO VILLAR CASTILLO | MX2 | 26164-MA | KTM | CD. MC. VILLA DE OJÉN |
| 257 | 509 | FRANCISCO JAVIER RIQUELME EXTREMERA | MX2 | 26721-CO | KTM | P.M ALMODÓVAR DEL RIO |
| 317 | 510 | JOSE OTERO PINTO | MX2 | 26221-CA | Yamaha | REBUFO CHICLANA |
| 2 | 511 | JORGE RODRIGUEZ LOPEZ | MX2 AFICIONADOS | 26965-GA | Honda | MOTOS GRANADA JR |
| 6 | 512 | DAVID JIMÉNEZ PÉREZ | MX2 AFICIONADOS | 26938-GR | GASGAS | CD. Ruta Sur Mc. |
| 7 | 513 | JAVIER SÁNCHEZ TERUEL | MX2 AFICIONADOS | 26876-MA | Kawasaki | MOTOS ORTIZ |
| 16 | 514 | JUAN ANTONIO SILES MUDARRA | MX2 AFICIONADOS | 26805-J | Honda | GALDURIENSE |
| 17 | 515 | MIGUEL ANGEL ARAGON GALLARDO | MX2 AFICIONADOS | 26488-SE | KTM | MOTOCLUB LAS ZAGUILAS |
| 28 | 516 | ANTONIO MANUEL AVILA OLMO | MX2 AFICIONADOS | 26941-CO | Ktm | MOTOCLU ARENAL |
| 29 | 518 | FRANCISCO GARCIA SILLERO | MX2 AFICIONADOS | 26802-CO | Husqvarna | C.D. JAROCROSS |
| 30 | 520 | ALBERTO MESA GARRIDO | MX2 AFICIONADOS | 26989-CO | KTM | CD.MC. EL ARENAL |
| 36 | 521 | JUAN MATILLAS | MX2 AFICIONADOS | 26732-GR | Kawasaki | TEAM MATAS |
| 39 | 522 | PEDRO MANTAS HORCAS | MX2 AFICIONADOS | 27126-CO | Honda | C.D. JAROCROSS |
| 52 | 523 | SEBASTIAN CAÑADAS PEREZ | MX2 AFICIONADOS | 26593-ML | GASGAS | TRT MOTORCYCLE |
| 85 | 524 | CHRISTOPHER MOLINA MORENO | MX2 AFICIONADOS | 26982-GR | Kawasaki | CD.RUTASUR.MC |
| 86 | 525 | RAFAEL SANCHEZ CANO | MX2 AFICIONADOS | 26945-CO | KTM | ARENAL |
| 92 | 526 | JUAN FRANCISCO CARRETERO MORAL | MX2 AFICIONADOS | 27004-J | Kawasaki | CD BOX 77 MOTO CLUB |
| 93 | 527 | ANTONIO JESUS GELO ARNEDO | MX2 AFICIONADOS | 27129-SE | Ktm | P.M ALMODÓVAR DEL RIO |
| 94 | 528 | IVÁN BAYARRI PEÑEÑORI | MX2 AFICIONADOS | 26985-MA | Honda | C.D. JAROCROSS |
| 98 | 529 | JULIÁN ESTEPA MOLERO | MX2 AFICIONADOS | 26944-CO | Fantic | TEAM AGUACATE |
| 115 | 530 | JOSEMANUEL HEREDIA CARMONA | MX2 AFICIONADOS | 26969-GR | KTM | EL ARENAL |
| 146 | 531 | MARIO ARANDA AFAN DE RIBERA | MX2 AFICIONADOS | 26998-J | Kawasaki | MOTOR CLUB EL ARENAL |
| 170 | 532 | JAVIER SAUCEDO CORNEJO | MX2 AFICIONADOS | 27119-CO | Yamaha yzf250 | CD JAROCROSS |
| 171 | 533 | ADRIAN PUENTE PIMENTEL | MX2 AFICIONADOS | 26999-GR | Kawasaki kxf | MOTOCLUBELPOZOGUADIX |
| 217 | 902 | SALVADOR ALONSO HEREDIA | MX2 AFICIONADOS | 27001-SE | Gas gas | MC.CEUTA |
| 240 | 903 | ARMANDO MUÑOZ GORDILLO | MX2 AFICIONADOS | 26994-J | Kawasaki | MOTO CLUB EL ARENAL |
| 242 | 904 | SERGIO ATENCIA CARO | MX2 AFICIONADOS | 27000-SE | Yamaha | MC.CEUTA |
| 258 | 906 | JOSE ANTONIO CARMONA FERNANDEZ | MX2 AFICIONADOS | 27133-GR | Ktm | EL ARENAL |
| 338 | 908 | JUAN ANTONIO CAVILLA PONS | MX2 AFICIONADOS | 26600-ML | Gas gas | FED. MELILLENSE |
| 379 | 909 | HILARIO RAMOS GALVEZ | MX2 AFICIONADOS | 27002-MA | Kawasaki 250f 202 | MOTO CLUB PUERTO DE LA TORRE |
| 380 | 909 | ALVARO MUÑOZ GONZÁLEZ | MX2 AFICIONADOS | 27124-MA | Kawasaki | ZAMBRANA |
| 420 | 910 | ANTONIO VILLENA PEREZ | MX2 AFICIONADOS | 26954-CO | Kawasaki | MOTO CLUB EL ARENAL |
| 517 | 911 | DAVID LOZA MORALES | MX2 AFICIONADOS | 26827-GR | Husqvarna | CD MOTOS CLASICAS ATARFE |
| 528 | 912 | GERARDO SAAVEDRA REYES | MX2 AFICIONADOS | 26753-GR | Honda | TEAM MATAS |
| 661 | 913 | YONATAN CALIZ VILLENA | MX2 AFICIONADOS | 26930-CO | Kawasaki | MC. CLUB EL ARENAL |
| 727 | 914 | JULIAN MATEO SIERRA | MX2 AFICIONADOS | 26755-SE | Yamaha | GAOTRANS |
| 854 | 915 | DAVID CABELLO GALLARDO | MX2 AFICIONADOS | 26957-CO | Yamaha | ESCUDERIA ZAMBRANA |
| 921 | 917 | JOSE FRANCISCO MADUEÑO VIDAL | MX2 AFICIONADOS | 26730-SE | Yamaha | MOTO CLUB CEUTA |
| 8 | 918 | ANTONIO SIERRA CRESPO | MX3 | 26967-AL | Honda | MOTO CLUB AGUADULCE |
| 10 | 919 | RAFAEL SALAZAR ALCAIDE | MX3 | 26951-CO | KTM | MOTOCROSS OFF ROAD CÓRDOBA |
| 22 | 921 | JOSE ANTONIO MONTES SANTISTEBAM | MX3 | 26949-CO | Kawasaki | ARENAL |
| 66 | 922 | DAVID TORRALBA DIEGUEZ | MX3 | 26773-SE | Yamaha | TORRACING |
| 79 | 923 | ANTONIO JOSE BAENA CRUZ | MX3 | 26756-CO | Honda | ESCUDERIA ZAMBRANA |
| 101 | 924 | FRANCICO JAVIER PRADOS RUIZ | MX3 | 26894-CO | Kawasaki | ARENAL |
| 156 | 925 | MOISES LARA RODRIGUEZ | MX3 | 26964-CO | Kawasaki | ZAMBRANA |
| 18 | 929 | MAURO VAZQUEZ PIÑEIRO | MX4 | 26975-MA | Honda | MX PARK COSTA DEL SOL CASARES |
| 95 | 931 | CARLOS OLMEDO MORALES | MX4 | 26978-SE | Husq | ALESER |
| 170 | 932 | DIEGO SEBASTIAN DILIBERTO | MX4 | 26979-MA | Honda | CD MX PARK COSTA DEL SOL |
| 195 | 933 | DAMIAN AVILA BURGOS | MX4 | 27009-CO | Honda | MX CORDOBA OFROAD |
| 3 | 934 | MARIO MUÑOZ SEVILLA | PROMESAS 85 CC | 27136-ML | Kawasaki | ENDUCROSS MELILLA |
| 7 | 302 | JAVIER CAMPOS GARCIA | PROMESAS 85 CC | 26286-SE | KTM | MOTOCLUB MORON |
| 8 | 306 | LEANDRO CHESEL | PROMESAS 85 CC | 26785-MA | KTM | |

Cronometraje

Orbits






SEGUNDA PRUEBA - VILLANUEVA DE CÓRDOBA

SECRETARIA

Los Barreros 0,000 km



| Nº | del coche | Nombre | Clase | Registro del co | Marca | Club |
|-----|-----------|-------------------------------|----------------|-----------------|-----------|-------------------------------|
| 19 | 307 | ADRIÁN PIZARRO AGENJO | PROMESAS 85 CC | 27026-CO | Ktm | JAROCROOSS |
| 20 | 308 | SERGIO GONZALES ROMERO | PROMESAS 85 CC | 190464-CC | HUWQVARNA | TEAM PEPE RACING |
| 28 | 309 | MANUEL MONTERO RODRÍGUEZ | PROMESAS 85 CC | 26285-SE | KTM | MOTO CLUB URSO |
| 31 | 310 | FRANCISCO JOSE MORENO BUTRON | PROMESAS 85 CC | 26567-CA | Husqvarna | MX CHICLANA |
| 38 | 311 | ALVARO MEDINA ROPERÓ | PROMESAS 85 CC | 26779-CO | husbarh | EL ARENAL |
| 44 | 312 | ANGEL FERNANDEZ SARMIENTO | PROMESAS 85 CC | 26352-CA | Gas Gas | MURIEL RACING TEAM |
| 48 | 314 | RUBÉN CUEVAS MONTERO | PROMESAS 85 CC | 26697-CO | KTM | OFFROAD DE CÓRDOBA |
| 69 | 315 | JOSE MIGUEL SANCHEZ RUIZ | PROMESAS 85 CC | 26406-MA | Husqvarna | MX PARK COSTA DEL SOL CASARES |
| 115 | 316 | SERAFIN CAMPOS MUÑOZ | PROMESAS 85 CC | 26274-GR | KTM | EL ARENAL |
| 157 | 318 | ÁNGEL AROCA LADRON DE GUEVARA | PROMESAS 85 CC | 26625-SE | Kawasaki | C.D. MX LOS VALLES ALOZAINA |
| 176 | 319 | VICTOR CORBACHO ROLDAN | PROMESAS 85 CC | 26271-MA | KTM | MOTOCUBRONDA |
| 213 | 320 | AINOA RUIZ OCAMPOS | PROMESAS 85 CC | 26273-SE | KTM | M.C. URSO |
| 226 | 321 | MUSA RAHOU LAARBI | PROMESAS 85 CC | 26799-ML | KTM | ESCUDEÍA MELILLA SPORT CAPIT |
| 617 | 322 | ARTURO OMIL MUÑOZ | PROMESAS 85 CC | 26215-CA | KAWASAKI | C.D. REBUFO CHICLANA |
| 709 | 323 | JUAN ALBERTO MARIN MARTINEZ | PROMESAS 85 CC | 26243-CA | Ktm | CD MC REBUFO CHICLANA |





SEGUNDA PRUEBA - VILLANUEVA DE CÓRDOBA

Clasificado por vueltas

1. MX1 AFIC. - MX3 - MX4

Los Barreros 0,000 km

1ª Manga MX1 AFIC. - MX3 - MX4

10/04/2022 11:00

Carrera iniciado a 11:05:50

| Pos. | Nº | Nombre | Puntos | Vueltas | Reg. Piloto | Total Tº | Dif. resp. 1º | Marca | Club |
|------|-----|---------------------------------|--------|---------|-------------|-----------|---------------|----------|-------------------------------|
| 1 | 156 | MOISES LARA RODRIGUEZ | 25 | 11 | 26964-CO | 16:51.215 | | Kawasaki | ZAMBRANA |
| 2 | 79 | ANTONIO JOSE BAENA CRUZ | 22 | 11 | 26756-CO | 16:54.382 | 3.167 | Honda | ESCUADERIA ZAMBRANA |
| 3 | 10 | RAFAEL SALAZAR ALCAIDE | 20 | 11 | 26951-CO | 17:30.386 | 39.171 | KTM | MOTOCROSS OFF ROAD CÓRDOBA |
| 4 | 3 | ALVARO MUÑOZ DE LA CALZADA | 25 | 11 | 26397-GR | 17:35.620 | 44.405 | gas gas | TSC RACING |
| 5 | 22 | JOSE ANTONIO MONTES SANTISTEBAM | 18 | 11 | 26949-CO | 17:37.232 | 46.017 | Kawasaki | ARENAL |
| 6 | 719 | MARCO ANTONIO BAENA VELA | 22 | 11 | 26892-SE | 17:38.058 | 46.843 | Yamaha | EDUARDO CASTRO |
| 7 | 66 | DAVID TORRALBA DIEGUEZ | 16 | 11 | 26773-SE | 17:44.916 | 53.701 | Yamaha | TORRACING |
| 8 | 79 | JUAN ANTONIO YEGUAS MARTIN | 20 | 11 | 26791-GR | 17:50.804 | 59.589 | Honda | MX EL ARENAL |
| 9 | 10 | SALVADOR MUÑOZ MARISCAL | 18 | 11 | 26472-ML | 17:54.387 | 1:03.172 | Ktm | ENDUCROSS MELILLA |
| 10 | 52 | SERGIO VALLEJO RODRÍGUEZ | 16 | 11 | 27131-J | 17:56.202 | 1:04.987 | Yamaha | MX RANICA |
| 11 | 195 | DAMIÁN AVILA BURGOS | 25 | 11 | 27009-CO | 18:02.004 | 1:10.789 | Honda | MX CORDOBA OFROAD |
| 12 | 86 | RAUL SANCHEZ GOMEZ | 15 | 11 | 26997-MA | 18:02.758 | 1:11.543 | KTM | MOTOS ORTIZ |
| 13 | 170 | DIEGO SEBASTIAN DILIBERTO | 22 | 11 | 26979-MA | 18:15.773 | 1:24.558 | Honda | CD MX PARK COSTA DEL SOL |
| 14 | 95 | CARLOS OLMEDO MORALES | 20 | 11 | 26978-SE | 18:17.191 | 1:25.976 | Husq | ALESER |
| 15 | 33 | JOSE ANGEL GALDEANO ALVAREZ | 14 | 11 | 26929-GR | 18:17.782 | 1:26.567 | KTM | RUTA SUR |
| 16 | 63 | ANTONIO CALVO ROJAS | 13 | 11 | 26983-CO | 18:29.700 | 1:38.485 | | |
| 17 | 8 | ANTONIO SIERRA CRESPO | 15 | 10 | 26967-AL | 17:00.098 | 1 Vuelta | Honda | MOTO CLUB AGUADULCE |
| 18 | 18 | MAURO VAZQUEZ PIÑEIRO | 18 | 10 | 26975-MA | 17:11.852 | 1 Vuelta | Honda | MX PARK COSTA DEL SOL CASARES |
| 19 | 988 | AGUSTIN BAREA JURADO | 12 | 10 | 26932-CO | 17:12.672 | 1 Vuelta | Honda | MOTO CLUB ARENAL |
| 20 | 101 | FRANCICO JAVIER PRADOS RUIZ | 14 | 10 | 26894-CO | 17:14.572 | 1 Vuelta | Kawasaki | ARENAL |
| 21 | 46 | MANUEL AGUILERA MORENO | 11 | 10 | 26990-CO | 17:53.170 | 1 Vuelta | KTM | MOTO CLUB EL ARENAL |
| 22 | 74 | ADRIAN MANTAS LA TORRE | 10 | 10 | 26992-J | 18:33.171 | 1 Vuelta | Rieju | CD. ENDURO ALCALA |

Márgen de victoria

Velocidad media

Mejor tº de vuelta

Mejor Vel.

Mejor vuelta para

3.167

-

1:29.458

-

79 - ANTONIO JOSE BAENA CRU

Cronometraje

Orbits





SEGUNDA PRUEBA - VILLANUEVA DE CÓRDOBA

Clasificado por vueltas

1. MX1 AFIC. - MX3 - MX4

Los Barreros 0,000 km

1ª Manga MX1 AFIC. - MX3 - MX4

10/04/2022 11:00

Carrera iniciado a 11:05:50

| Pos. | Nº | Nombre | Puntos | Vueltas | Reg. Piloto | Total Tº | Dif. resp. 1º | Marca | Club |
|------------------------|-----|---------------------------------|--------|---------|-------------|-----------|---------------|----------|-------------------------------|
| MX1 AFICIONADOS | | | | | | | | | |
| 1 | 3 | ALVARO MUNOZ DE LA CALZADA | 25 | 11 | 26397-GR | 17:35.620 | | gas gas | TSC RACING |
| 2 | 719 | MARCO ANTONIO BAENA VELA | 22 | 11 | 26892-SE | 17:38.058 | 2.438 | Yamaha | EDUARDO CASTRO |
| 3 | 79 | JUAN ANTONIO YEGUAS MARTIN | 20 | 11 | 26791-GR | 17:50.804 | 15.184 | Honda | MX EL ARENAL |
| 4 | 10 | SALVADOR MUÑOZ MARISCAL | 18 | 11 | 26472-ML | 17:54.387 | 18.767 | Ktm | ENDUCROSS MELILLA |
| 5 | 52 | SERGIO VALLEJO RODRÍGUEZ | 16 | 11 | 27131-J | 17:56.202 | 20.582 | Yamaha | MX RANICA |
| 6 | 86 | RAUL SANCHEZ GOMEZ | 15 | 11 | 26997-MA | 18:02.758 | 27.138 | KTM | MOTOS ORTIZ |
| 7 | 33 | JOSE ANGEL GALDEANO ALVAREZ | 14 | 11 | 26929-GR | 18:17.782 | 42.162 | KTM | RUTA SUR |
| 8 | 63 | ANTONIO CALVO ROJAS | 13 | 11 | 26983-CO | 18:29.700 | 54.080 | | |
| 9 | 988 | AGUSTIN BAREA JURADO | 12 | 10 | 26932-CO | 17:12.672 | 1 Vuelta | Honda | MOTO CLUB ARENAL |
| 10 | 46 | MANUEL AGUILERA MORENO | 11 | 10 | 26990-CO | 17:53.170 | 1 Vuelta | KTM | MOTO CLUB EL ARENAL |
| 11 | 74 | ADRIAN MANTAS LA TORRE | 10 | 10 | 26992-J | 18:33.171 | 1 Vuelta | Rieju | CD. ENDURO ALCALA |
| MX3 | | | | | | | | | |
| 1 | 156 | MOISES LARA RODRIGUEZ | 25 | 11 | 26964-CO | 16:51.215 | | Kawasaki | ZAMBRANA |
| 2 | 79 | ANTONIO JOSE BAENA CRUZ | 22 | 11 | 26756-CO | 16:54.382 | 3.167 | Honda | ESCUDERIA ZAMBRANA |
| 3 | 10 | RAFAEL SALAZAR ALCAIDE | 20 | 11 | 26951-CO | 17:30.386 | 39.171 | KTM | MOTOCROSS OFF ROAD CÓRDOBA |
| 4 | 22 | JOSE ANTONIO MONTES SANTISTEBAM | 18 | 11 | 26949-CO | 17:37.232 | 46.017 | Kawasaki | ARENAL |
| 5 | 66 | DAVID TORRALBA DIEGUEZ | 16 | 11 | 26773-SE | 17:44.916 | 53.701 | Yamaha | TORRACING |
| 6 | 8 | ANTONIO SIERRA CRESPO | 15 | 10 | 26967-AL | 17:00.098 | 1 Vuelta | Honda | MOTO CLUB AGUADULCE |
| 7 | 101 | FRANCICO JAVIER PRADOS RUIZ | 14 | 10 | 26894-CO | 17:14.572 | 1 Vuelta | Kawasaki | ARENAL |
| MX4 | | | | | | | | | |
| 1 | 195 | DAMIAN AVILA BURGOS | 25 | 11 | 27009-CO | 18:02.004 | | Honda | MX CORDOBA OFROAD |
| 2 | 170 | DIEGO SEBASTIAN DILIBERTO | 22 | 11 | 26979-MA | 18:15.773 | 13.769 | Honda | CD MX PARK COSTA DEL SOL |
| 3 | 95 | CARLOS OLMEDO MORALES | 20 | 11 | 26978-SE | 18:17.191 | 15.187 | Husq | ALESER |
| 4 | 18 | MAURO VAZQUEZ PIÑEIRO | 18 | 10 | 26975-MA | 17:11.852 | 1 Vuelta | Honda | MX PARK COSTA DEL SOL CASARES |

Márgen de victoria

Velocidad media

Mejor tº de vuelta

Mejor Vel.

Mejor vuelta para

3.167

-

1:29.458

-

79 - ANTONIO JOSE BAENA CRU

Cronometraje

Orbits





SEGUNDA PRUEBA - VILLANUEVA DE CÓRDOBA

1. MX1 AFIC. - MX3 - MX4

Los Barreros 0,000 km

1ª Manga MX1 AFIC. - MX3 - MX4

10/04/2022 11:00

Carrera iniciado a 11:05:50

| Vuelta | Tempo de vuelta | Dif. resp. 1° | Hora del día |
|------------------------------------|-----------------|---------------|--------------|
| (156) MOISES LARA RODRIGUEZ | | | |
| 1 | 1:32.543 | +2.801 | 11:07:32.965 |
| 2 | 1:30.909 | +1.167 | 11:09:03.874 |
| 3 | 1:29.748 | +0.006 | 11:10:33.622 |
| 4 | 1:29.742 | | 11:12:03.364 |
| 5 | 1:30.820 | +1.078 | 11:13:34.184 |
| 6 | 1:30.767 | +1.025 | 11:15:04.951 |
| 7 | 1:31.544 | +1.802 | 11:16:36.495 |
| 8 | 1:31.567 | +1.825 | 11:18:08.062 |
| 9 | 1:32.405 | +2.663 | 11:19:40.467 |
| 10 | 1:30.709 | +0.967 | 11:21:11.176 |
| 11 | 1:30.340 | +0.598 | 11:22:41.516 |

| | | | |
|-------------------------------------|-----------------|--------|--------------|
| (79) ANTONIO JOSE BAENA CRUZ | | | |
| 1 | 1:30.837 | +1.379 | 11:07:31.684 |
| 2 | 1:30.361 | +0.903 | 11:09:02.045 |
| 3 | 1:29.458 | | 11:10:31.503 |
| 4 | 1:30.415 | +0.957 | 11:12:01.918 |
| 5 | 1:31.047 | +1.589 | 11:13:32.965 |
| 6 | 1:32.996 | +3.538 | 11:15:05.961 |
| 7 | 1:31.956 | +2.498 | 11:16:37.917 |
| 8 | 1:31.169 | +1.711 | 11:18:09.086 |
| 9 | 1:32.137 | +2.679 | 11:19:41.223 |
| 10 | 1:30.634 | +1.176 | 11:21:11.857 |
| 11 | 1:32.826 | +3.368 | 11:22:44.683 |

| | | | |
|------------------------------------|-----------------|--------|--------------|
| (10) RAFAEL SALAZAR ALCAIDE | | | |
| 1 | 1:36.125 | +3.790 | 11:07:38.031 |
| 2 | 1:32.335 | | 11:09:10.366 |
| 3 | 1:33.181 | +0.846 | 11:10:43.547 |
| 4 | 1:33.024 | +0.689 | 11:12:16.571 |
| 5 | 1:34.388 | +2.053 | 11:13:50.959 |
| 6 | 1:33.569 | +1.234 | 11:15:24.528 |
| 7 | 1:34.280 | +1.945 | 11:16:58.808 |
| 8 | 1:34.488 | +2.153 | 11:18:33.296 |
| 9 | 1:35.192 | +2.857 | 11:20:08.488 |
| 10 | 1:36.029 | +3.694 | 11:21:44.517 |
| 11 | 1:36.170 | +3.835 | 11:23:20.687 |

| | | | |
|---------------------------------------|-----------------|--------|--------------|
| (3) ALVARO MUÑOZ DE LA CALZADA | | | |
| 1 | 1:33.164 | +0.231 | 11:07:34.797 |
| 2 | 1:32.933 | | 11:09:07.730 |
| 3 | 1:34.521 | +1.588 | 11:10:42.251 |
| 4 | 1:35.350 | +2.417 | 11:12:17.601 |
| 5 | 1:34.861 | +1.928 | 11:13:52.462 |
| 6 | 1:35.597 | +2.664 | 11:15:28.059 |
| 7 | 1:35.289 | +2.356 | 11:17:03.348 |
| 8 | 1:35.273 | +2.340 | 11:18:38.621 |
| 9 | 1:34.909 | +1.976 | 11:20:13.530 |
| 10 | 1:36.104 | +3.171 | 11:21:49.634 |
| 11 | 1:36.287 | +3.354 | 11:23:25.921 |

| | | | |
|---|-----------------|--------|--------------|
| (22) JOSE ANTONIO MONTES SANTISTEBAN | | | |
| 1 | 1:35.067 | +1.163 | 11:07:37.487 |
| 2 | 1:33.940 | +0.036 | 11:09:11.427 |
| 3 | 1:33.904 | | 11:10:45.331 |
| 4 | 1:34.678 | +0.774 | 11:12:20.009 |
| 5 | 1:34.918 | +1.014 | 11:13:54.927 |
| 6 | 1:35.013 | +1.109 | 11:15:29.940 |
| 7 | 1:34.518 | +0.614 | 11:17:04.458 |
| 8 | 1:35.543 | +1.639 | 11:18:40.001 |
| 9 | 1:34.954 | +1.050 | 11:20:14.955 |
| 10 | 1:35.707 | +1.803 | 11:21:50.662 |
| 11 | 1:36.871 | +2.967 | 11:23:27.533 |

| | | | |
|---------------------------------------|-----------------|--------|--------------|
| (719) MARCO ANTONIO BAENA VELA | | | |
| 1 | 1:34.510 | +1.505 | 11:07:36.035 |
| 2 | 1:33.005 | | 11:09:09.040 |
| 3 | 1:35.652 | +2.647 | 11:10:44.692 |
| 4 | 1:33.937 | +0.932 | 11:12:18.629 |
| 5 | 1:35.610 | +2.605 | 11:13:54.239 |
| 6 | 1:34.673 | +1.668 | 11:15:28.912 |
| 7 | 1:36.839 | +3.834 | 11:17:05.751 |
| 8 | 1:35.160 | +2.155 | 11:18:40.911 |
| 9 | 1:35.619 | +2.614 | 11:20:16.530 |
| 10 | 1:36.486 | +3.481 | 11:21:53.016 |
| 11 | 1:35.343 | +2.338 | 11:23:28.359 |

| | | | |
|------------------------------------|-----------------|--------|--------------|
| (66) DAVID TORRALBA DIEGUEZ | | | |
| 1 | 1:40.649 | +8.199 | 11:07:48.177 |
| 2 | 1:34.819 | +2.369 | 11:09:22.996 |
| 3 | 1:37.510 | +5.060 | 11:11:00.506 |
| 4 | 1:35.643 | +3.193 | 11:12:36.149 |
| 5 | 1:36.216 | +3.766 | 11:14:12.365 |
| 6 | 1:32.450 | | 11:15:44.815 |
| 7 | 1:33.409 | +0.959 | 11:17:18.224 |
| 8 | 1:34.845 | +2.395 | 11:18:53.069 |
| 9 | 1:33.281 | +0.831 | 11:20:26.350 |
| 10 | 1:34.396 | +1.946 | 11:22:00.746 |
| 11 | 1:34.471 | +2.021 | 11:23:35.217 |

| | | | |
|--|-----------------|---------|--------------|
| (79) JUAN ANTONIO YEGUAS MARTIN | | | |
| 1 | 1:43.896 | +10.190 | 11:07:50.320 |
| 2 | 1:33.954 | +0.248 | 11:09:24.274 |
| 3 | 1:34.376 | +0.670 | 11:10:58.650 |
| 4 | 1:35.761 | +2.055 | 11:12:34.411 |
| 5 | 1:33.706 | | 11:14:08.117 |
| 6 | 1:34.135 | +0.429 | 11:15:42.252 |
| 7 | 1:34.776 | +1.070 | 11:17:17.028 |
| 8 | 1:36.955 | +3.249 | 11:18:53.983 |
| 9 | 1:35.786 | +2.080 | 11:20:29.769 |
| 10 | 1:35.134 | +1.428 | 11:22:04.903 |
| 11 | 1:36.202 | +2.496 | 11:23:41.105 |

| | | | |
|-------------------------------------|-----------------|--------|--------------|
| (10) SALVADOR MUÑOZ MARISCAL | | | |
| 1 | 1:37.760 | +3.531 | 11:07:42.978 |
| 2 | 1:36.039 | +1.810 | 11:09:19.017 |
| 3 | 1:34.229 | | 11:10:53.246 |
| 4 | 1:34.906 | +0.677 | 11:12:28.152 |
| 5 | 1:37.461 | +3.232 | 11:14:05.613 |
| 6 | 1:35.619 | +1.390 | 11:15:41.232 |
| 7 | 1:35.269 | +1.040 | 11:17:16.501 |
| 8 | 1:35.881 | +1.652 | 11:18:52.382 |
| 9 | 1:36.665 | +2.436 | 11:20:29.047 |
| 10 | 1:35.502 | +1.273 | 11:22:04.549 |
| 11 | 1:40.139 | +5.910 | 11:23:44.688 |

| | | | |
|--------------------------------------|-----------------|--------|--------------|
| (52) SERGIO VALLEJO RODRÍGUEZ | | | |
| 1 | 1:42.236 | +7.611 | 11:07:47.860 |
| 2 | 1:34.625 | | 11:09:22.485 |
| 3 | 1:35.565 | +0.940 | 11:10:58.050 |
| 4 | 1:37.251 | +2.626 | 11:12:35.301 |
| 5 | 1:38.428 | +3.803 | 11:14:13.729 |
| 6 | 1:36.185 | +1.560 | 11:15:49.914 |
| 7 | 1:35.075 | +0.450 | 11:17:24.989 |
| 8 | 1:34.834 | +0.209 | 11:18:59.823 |
| 9 | 1:36.020 | +1.395 | 11:20:35.843 |
| 10 | 1:35.249 | +0.624 | 11:22:11.092 |
| 11 | 1:35.411 | +0.786 | 11:23:46.503 |

| | | | |
|----------------------------------|--|--|--|
| (195) DAMIAN AVILA BURGOS | | | |
|----------------------------------|--|--|--|

| | | | |
|--------|-----------------|---------------|--------------|
| Vuelta | Tempo de vuelta | Dif. resp. 1° | Hora del día |
| 1 | 1:38.226 | +3.851 | 11:07:40.826 |
| 2 | 1:34.375 | | 11:09:15.201 |
| 3 | 1:35.225 | +0.850 | 11:10:50.426 |
| 4 | 1:34.873 | +0.498 | 11:12:25.299 |
| 5 | 1:35.953 | +1.578 | 11:14:01.252 |
| 6 | 1:36.366 | +1.991 | 11:15:37.618 |
| 7 | 1:36.956 | +2.581 | 11:17:14.574 |
| 8 | 1:37.068 | +2.693 | 11:18:51.642 |
| 9 | 1:41.099 | +6.724 | 11:20:32.741 |
| 10 | 1:39.887 | +5.512 | 11:22:12.628 |
| 11 | 1:39.677 | +5.302 | 11:23:52.305 |

| | | | |
|--------------------------------|-----------------|--------|--------------|
| (86) RAUL SANCHEZ GOMEZ | | | |
| 1 | 1:44.004 | +9.741 | 11:07:52.112 |
| 2 | 1:34.263 | | 11:09:26.375 |
| 3 | 1:34.825 | +0.562 | 11:11:01.200 |
| 4 | 1:34.732 | +0.469 | 11:12:35.932 |
| 5 | 1:35.430 | +1.167 | 11:14:11.362 |
| 6 | 1:35.714 | +1.451 | 11:15:47.076 |
| 7 | 1:35.481 | +1.218 | 11:17:22.557 |
| 8 | 1:35.625 | +1.362 | 11:18:58.182 |
| 9 | 1:37.304 | +3.041 | 11:20:35.486 |
| 10 | 1:38.511 | +4.248 | 11:22:13.997 |
| 11 | 1:39.062 | +4.799 | 11:23:53.059 |

| | | | |
|--|-----------------|---------|--------------|
| (170) DIEGO SEBASTIAN DILIBERTO | | | |
| 1 | 1:32.702 | | 11:07:33.838 |
| 2 | 1:44.319 | +11.617 | 11:09:18.157 |
| 3 | 1:33.786 | +1.084 | 11:10:51.943 |
| 4 | 1:34.645 | +1.943 | 11:12:26.588 |
| 5 | 1:36.403 | +3.701 | 11:14:02.991 |
| 6 | 1:39.059 | +6.357 | 11:15:42.050 |
| 7 | 1:42.229 | +9.527 | 11:17:24.279 |
| 8 | 1:41.836 | +9.134 | 11:19:06.115 |
| 9 | 1:42.109 | +9.407 | 11:20:48.224 |
| 10 | 1:40.266 | +7.564 | 11:22:28.490 |
| 11 | 1:37.584 | +4.882 | 11:24:06.074 |

| | | | |
|-----------------------------------|-----------------|--------|--------------|
| (95) CARLOS OLMEDO MORALES | | | |
| 1 | 1:44.405 | +8.635 | 11:07:51.630 |
| 2 | 1:40.633 | +4.863 | 11:09:32.263 |
| 3 | 1:36.507 | +0.737 | 11:11:08.770 |
| 4 | 1:35.770 | | 11:12:44.540 |
| 5 | 1:37.222 | +1.452 | 11:14:21.762 |
| 6 | 1:36.422 | +0.652 | 11:15:58.184 |
| 7 | 1:38.813 | +3.043 | 11:17:36.997 |
| 8 | 1:39.311 | +3.541 | 11:19:16.308 |
| 9 | 1:38.703 | +2.933 | 11:20:55.011 |
| 10 | 1:35.943 | +0.173 | 11:22:30.954 |
| 11 | 1:36.538 | +0.768 | 11:24:07.492 |

| | | | |
|---|-----------------|--------|--------------|
| (33) JOSE ANGEL GALDEANO ALVAREZ | | | |
| 1 | 1:40.177 | +3.964 | 11:07:44.675 |
| 2 | 1:36.213 | | 11:09:20.888 |
| 3 | 1:36.219 | +0.006 | 11:10:57.107 |
| 4 | 1:36.821 | +0.608 | 11:12:33.928 |
| 5 | 1:44.379 | +8.166 | 11:14:18.307 |
| 6 | 1:38.732 | +2.519 | 11:15:57.039 |
| 7 | 1:37.409 | +1.196 | 11:17:34.448 |
| 8 | 1:39.428 | +3.215 | 11:19:13.876 |
| 9 | 1:38.556 | +2.343 | 11:20:52.432 |
| 10 | 1:38.050 | +1.837 | 11:22:30.482 |
| 11 | 1:37.601 | +1.388 | 11:24:08.083 |

| | | | |
|---------------------------------|----------|--------|--------------|
| (63) ANTONIO CALVO ROJAS | | | |
| 1 | 1:38.332 | +0.588 | 11:07:42.435 |



SEGUNDA PRUEBA - VILLANUEVA DE CÓRDOBA

1. MX1 AFIC. - MX3 - MX4

Los Barreros 0,000 km

1ª Manga MX1 AFIC. - MX3 - MX4

10/04/2022 11:00

Carrera iniciado a 11:05:50

| Vuelta | Tempo de vuelta | Dif. resp. 1° | Hora del día |
|--------|-----------------|---------------|--------------|
| 2 | 1:39.700 | +1.956 | 11:09:22.135 |
| 3 | 1:38.154 | +0.410 | 11:11:00.289 |
| 4 | 1:38.668 | +0.924 | 11:12:38.957 |
| 5 | 1:37.744 | | 11:14:16.701 |
| 6 | 1:38.973 | +1.229 | 11:15:55.674 |
| 7 | 1:40.788 | +3.044 | 11:17:36.462 |
| 8 | 1:39.292 | +1.548 | 11:19:15.754 |
| 9 | 1:40.846 | +3.102 | 11:20:56.600 |
| 10 | 1:41.963 | +4.219 | 11:22:38.563 |
| 11 | 1:41.438 | +3.694 | 11:24:20.001 |

(8) ANTONIO SIERRA CRESPO

| | | | |
|----|-----------------|--------|--------------|
| 1 | 1:45.244 | +7.554 | 11:07:50.669 |
| 2 | 1:39.338 | +1.648 | 11:09:30.007 |
| 3 | 1:37.690 | | 11:11:07.697 |
| 4 | 1:40.232 | +2.542 | 11:12:47.929 |
| 5 | 1:40.316 | +2.626 | 11:14:28.245 |
| 6 | 1:42.046 | +4.356 | 11:16:10.291 |
| 7 | 1:37.925 | +0.235 | 11:17:48.216 |
| 8 | 1:39.354 | +1.664 | 11:19:27.570 |
| 9 | 1:40.248 | +2.558 | 11:21:07.818 |
| 10 | 1:42.581 | +4.891 | 11:22:50.399 |

(18) MAURO VAZQUEZ PIÑEIRO

| | | | |
|----|-----------------|---------|--------------|
| 1 | 1:44.327 | +5.801 | 11:07:47.471 |
| 2 | 1:38.742 | +0.216 | 11:09:26.213 |
| 3 | 1:38.667 | +0.141 | 11:11:04.880 |
| 4 | 1:38.526 | | 11:12:43.406 |
| 5 | 1:49.276 | +10.750 | 11:14:32.682 |
| 6 | 1:41.969 | +3.443 | 11:16:14.651 |
| 7 | 1:40.487 | +1.961 | 11:17:55.138 |
| 8 | 1:41.866 | +3.340 | 11:19:37.004 |
| 9 | 1:41.907 | +3.381 | 11:21:18.911 |
| 10 | 1:43.242 | +4.716 | 11:23:02.153 |

(988) AGUSTIN BAREA JURADO

| | | | |
|----|-----------------|--------|--------------|
| 1 | 1:45.085 | +6.874 | 11:07:51.210 |
| 2 | 1:40.331 | +2.120 | 11:09:31.541 |
| 3 | 1:38.211 | | 11:11:09.752 |
| 4 | 1:40.192 | +1.981 | 11:12:49.944 |
| 5 | 1:40.995 | +2.784 | 11:14:30.939 |
| 6 | 1:41.792 | +3.581 | 11:16:12.731 |
| 7 | 1:40.807 | +2.596 | 11:17:53.538 |
| 8 | 1:41.030 | +2.819 | 11:19:34.568 |
| 9 | 1:43.843 | +5.632 | 11:21:18.411 |
| 10 | 1:44.562 | +6.351 | 11:23:02.973 |

(101) FRANCICO JAVIER PRADOS RUIZ

| | | | |
|----|-----------------|--------|--------------|
| 1 | 1:48.523 | +8.224 | 11:07:53.436 |
| 2 | 1:40.299 | | 11:09:33.735 |
| 3 | 1:40.540 | +0.241 | 11:11:14.275 |
| 4 | 1:40.440 | +0.141 | 11:12:54.715 |
| 5 | 1:43.162 | +2.863 | 11:14:37.877 |
| 6 | 1:41.330 | +1.031 | 11:16:19.207 |
| 7 | 1:41.076 | +0.777 | 11:18:00.283 |
| 8 | 1:40.981 | +0.682 | 11:19:41.264 |
| 9 | 1:41.182 | +0.883 | 11:21:22.446 |
| 10 | 1:42.427 | +2.128 | 11:23:04.873 |

(46) MANUEL AGUILERA MORENO

| | | | |
|---|-----------------|---------|--------------|
| 1 | 1:56.773 | +16.047 | 11:07:59.542 |
| 2 | 1:40.726 | | 11:09:40.268 |
| 3 | 1:44.194 | +3.468 | 11:11:24.462 |
| 4 | 1:42.030 | +1.304 | 11:13:06.492 |
| 5 | 1:45.045 | +4.319 | 11:14:51.537 |
| 6 | 1:43.734 | +3.008 | 11:16:35.271 |

| Vuelta | Tempo de vuelta | Dif. resp. 1° | Hora del día |
|--------|-----------------|---------------|--------------|
| 7 | 1:48.827 | +8.101 | 11:18:24.098 |
| 8 | 1:45.983 | +5.257 | 11:20:10.081 |
| 9 | 1:45.903 | +5.177 | 11:21:55.984 |
| 10 | 1:47.487 | +6.761 | 11:23:43.471 |

(74) ADRIAN MANTAS LA TORRE

| | | | |
|----|-----------------|---------|--------------|
| 1 | 1:47.369 | +2.246 | 11:07:49.983 |
| 2 | 1:45.890 | +0.767 | 11:09:35.873 |
| 3 | 1:45.123 | | 11:11:20.996 |
| 4 | 1:47.516 | +2.393 | 11:13:08.512 |
| 5 | 1:47.064 | +1.941 | 11:14:55.576 |
| 6 | 1:51.246 | +6.123 | 11:16:46.822 |
| 7 | 1:53.349 | +8.226 | 11:18:40.171 |
| 8 | 1:57.605 | +12.482 | 11:20:37.776 |
| 9 | 1:53.402 | +8.279 | 11:22:31.178 |
| 10 | 1:52.294 | +7.171 | 11:24:23.472 |

| Vuelta | Tempo de vuelta | Dif. resp. 1° | Hora del día |
|--------|-----------------|---------------|--------------|
|--------|-----------------|---------------|--------------|



SEGUNDA PRUEBA - VILLANUEVA DE CÓRDOBA

Vuelta a vuelta

1. MX1 AFIC. - MX3 - MX4

Los Barreros 0,000 km

1ª Manga MX1 AFIC. - MX3 - MX4

10/04/2022 11:00

Carrera iniciado a 11:05:50

| Competidores | Vueltas | | | | | | | | | | | | |
|--------------------------------------|---------|-----|-----|-----|-----|-----|-----|-----|-----|-----|-----|-----|-----|
| | 0 | 1 | 2 | 3 | 4 | 5 | 6 | 7 | 8 | 9 | 10 | 11 | |
| MOISES LARA RODRIGUEZ (156) | 1 | 156 | 79 | 79 | 79 | 79 | 79 | 156 | 156 | 156 | 156 | 156 | 156 |
| ANTONIO JOSE BAENA CRUZ (79) | 2 | 79 | 156 | 156 | 156 | 156 | 79 | 79 | 79 | 79 | 79 | 79 | 79 |
| DIEGO SEBASTIAN DILIBERTO (170) | 3 | 170 | 170 | 3 | 3 | 10 | 10 | 10 | 10 | 10 | 10 | 10 | 10 |
| MARCO ANTONIO BAENA VELA (719) | 4 | 719 | 3 | 719 | 10 | 3 | 3 | 3 | 3 | 3 | 3 | 3 | 3 |
| ALVARO MUÑOZ DE LA CALZADA (3) | 5 | 3 | 719 | 10 | 719 | 719 | 719 | 719 | 22 | 22 | 22 | 22 | 22 |
| RAFAEL SALAZAR ALCAIDE (10) | 6 | 10 | 22 | 22 | 22 | 22 | 22 | 22 | 719 | 719 | 719 | 719 | 719 |
| JOSE ANTONIO MONTES SANTISTEBAM (22) | 7 | 22 | 10 | 195 | 195 | 195 | 195 | 195 | 195 | 195 | 66 | 66 | 66 |
| DAMIAN AVILA BURGOS (195) | 8 | 195 | 195 | 170 | 170 | 170 | 170 | 10 | 10 | 10 | 10 | 10 | 79 |
| ADRIAN MANTAS LA TORRE (74) | 9 | 74 | 63 | 10 | 10 | 10 | 10 | 170 | 79 | 66 | 79 | 79 | 10 |
| MANUEL AGUILERA MORENO (46) | 10 | 46 | 10 | 33 | 33 | 33 | 79 | 79 | 66 | 79 | 195 | 52 | 52 |
| MAURO VAZQUEZ PIÑEIRO (18) | 11 | 18 | 33 | 63 | 52 | 79 | 86 | 66 | 86 | 86 | 86 | 195 | 195 |
| ANTONIO CALVO ROJAS (63) | 12 | 63 | 18 | 52 | 79 | 52 | 66 | 86 | 170 | 52 | 52 | 86 | 86 |
| JOSE ANGEL GALDEANO ALVAREZ (33) | 13 | 33 | 52 | 66 | 63 | 86 | 52 | 52 | 170 | 170 | 170 | 170 | 170 |
| FRANCICO JAVIER PRADOS RUIZ (101) | 14 | 101 | 66 | 79 | 66 | 66 | 63 | 63 | 33 | 33 | 33 | 33 | 95 |
| SALVADOR MUÑOZ MARISCAL (10) | 15 | 10 | 74 | 18 | 86 | 63 | 33 | 33 | 63 | 63 | 95 | 95 | 33 |
| ANTONIO SIERRA CRESPO (8) | 16 | 8 | 79 | 86 | 18 | 18 | 95 | 95 | 95 | 95 | 63 | 63 | 63 |
| SERGIO VALLEJO RODRÍGUEZ (52) | 17 | 52 | 8 | 8 | 8 | 95 | 8 | 8 | 8 | 8 | 8 | 8 | 8 |
| AGUSTIN BAREA JURADO (988) | 18 | 988 | 988 | 988 | 95 | 8 | 988 | 988 | 988 | 988 | 988 | 988 | 18 |
| JUAN ANTONIO YEGUAS MARTIN (79) | 19 | 79 | 95 | 95 | 988 | 988 | 18 | 18 | 18 | 18 | 18 | 988 | 988 |
| CARLOS OLMEDO MORALES (95) | 20 | 95 | 86 | 101 | 101 | 101 | 101 | 101 | 101 | 101 | 101 | 101 | 101 |
| DAVID TORRALBA DIEGUEZ (66) | 21 | 66 | 101 | 74 | 74 | 46 | 46 | 46 | 46 | 46 | 46 | 46 | 46 |
| RAUL SANCHEZ GOMEZ (86) | 22 | 86 | 46 | 46 | 46 | 74 | 74 | 74 | 74 | 74 | 74 | 74 | 74 |



SEGUNDA PRUEBA - VILLANUEVA DE CÓRDOBA

Clasificado por vueltas

1. MX1 AFIC. - MX3 - MX4

Los Barreros 0,000 km

2ª Manga MX1 AFIC. - MX3 - MX4

10/04/2022 12:55

Carrera iniciado a 13:08:05

| Pos. | Nº | Nombre | Puntos | Vueltas | Reg. Piloto | Total Tº | Dif. resp. 1º | Marca | Club |
|------|-----|---------------------------------|--------|---------|-------------|-----------|---------------|----------|-------------------------------|
| 1 | 156 | MOISES LARA RODRIGUEZ | 25 | 11 | 26964-CO | 17:28.875 | | Kawasaki | ZAMBRANA |
| 2 | 79 | ANTONIO JOSE BAENA CRUZ | 22 | 11 | 26756-CO | 17:41.824 | 12.949 | Honda | ESCUADERIA ZAMBRANA |
| 3 | 66 | DAVID TORRALBA DIEGUEZ | 20 | 11 | 26773-SE | 17:56.764 | 27.889 | Yamaha | TORRACING |
| 4 | 79 | JUAN ANTONIO YEGUAS MARTIN | 25 | 11 | 26791-GR | 18:02.198 | 33.323 | Honda | MX EL ARENAL |
| 5 | 10 | RAFAEL SALAZAR ALCAIDE | 18 | 11 | 26951-CO | 18:09.145 | 40.270 | KTM | MOTOCROSS OFF ROAD CÓRDOBA |
| 6 | 22 | JOSE ANTONIO MONTES SANTISTEBAM | 16 | 11 | 26949-CO | 18:14.220 | 45.345 | Kawasaki | ARENAL |
| 7 | 3 | ALVARO MUÑOZ DE LA CALZADA | 22 | 11 | 26397-GR | 18:16.849 | 47.974 | gas gas | TSC RACING |
| 8 | 719 | MARCO ANTONIO BAENA VELA | 20 | 11 | 26892-SE | 18:18.955 | 50.080 | Yamaha | EDUARDO CASTRO |
| 9 | 86 | RAUL SANCHEZ GOMEZ | 18 | 11 | 26997-MA | 18:19.109 | 50.234 | KTM | MOTOS ORTIZ |
| 10 | 52 | SERGIO VALLEJO RODRÍGUEZ | 16 | 11 | 27131-J | 18:35.194 | 1:06.319 | Yamaha | MX RANICA |
| 11 | 33 | JOSE ANGEL GALDEANO ALVAREZ | 15 | 11 | 26929-GR | 18:42.601 | 1:13.726 | KTM | RUTA SUR |
| 12 | 10 | SALVADOR MUÑOZ MARISCAL | 14 | 11 | 26472-ML | 18:46.343 | 1:17.468 | Ktm | ENDUCROSS MELILLA |
| 13 | 195 | DAMIAN AVILA BURGOS | 25 | 11 | 27009-CO | 18:48.792 | 1:19.917 | Honda | MX CORDOBA OFROAD |
| 14 | 170 | DIEGO SEBASTIAN DILIBERTO | 22 | 11 | 26979-MA | 18:57.673 | 1:28.798 | Honda | CD MX PARK COSTA DEL SOL |
| 15 | 95 | CARLOS OLMEDO MORALES | 20 | 11 | 26978-SE | 19:06.204 | 1:37.329 | Husq | ALESER |
| 16 | 63 | ANTONIO CALVO ROJAS | 13 | 11 | 26983-CO | 19:06.605 | 1:37.730 | | |
| 17 | 8 | ANTONIO SIERRA CRESPO | 15 | 11 | 26967-AL | 19:07.376 | 1:38.501 | Honda | MOTO CLUB AGUADULCE |
| 18 | 101 | FRANCICO JAVIER PRADOS RUIZ | 14 | 11 | 26894-CO | 19:29.776 | 2:00.901 | Kawasaki | ARENAL |
| 19 | 988 | AGUSTIN BAREA JURADO | 12 | 10 | 26932-CO | 17:35.359 | 1 Vuelta | Honda | MOTO CLUB ARENAL |
| 20 | 18 | MAURO VAZQUEZ PIÑEIRO | 18 | 10 | 26975-MA | 17:49.284 | 1 Vuelta | Honda | MX PARK COSTA DEL SOL CASARES |
| 21 | 46 | MANUEL AGUILERA MORENO | 11 | 10 | 26990-CO | 18:24.333 | 1 Vuelta | KTM | MOTO CLUB EL ARENAL |
| 22 | 74 | ADRIAN MANTAS LA TORRE | 10 | 10 | 26992-J | 18:59.404 | 1 Vuelta | Rieju | CD. ENDURO ALCALA |

Márgen de victoria

Velocidad media

Mejor tº de vuelta

Mejor Vel.

Mejor vuelta para

12.949

-

1:31.146

-

156 - MOISES LARA RODRIGUEZ

Cronometraje

Orbits





SEGUNDA PRUEBA - VILLANUEVA DE CÓRDOBA

Clasificado por vueltas

1. MX1 AFIC. - MX3 - MX4

Los Barreros 0,000 km

2ª Manga MX1 AFIC. - MX3 - MX4

10/04/2022 12:55

Carrera iniciado a 13:08:05

| Pos. | Nº | Nombre | Puntos | Vueltas | Reg. Piloto | Total Tº | Dif. resp. 1º | Marca | Club |
|------------------------|-----|---------------------------------|--------|---------|-------------|-----------|---------------|----------|-------------------------------|
| MX1 AFICIONADOS | | | | | | | | | |
| 1 | 79 | JUAN ANTONIO YEGUAS MARTIN | 25 | 11 | 26791-GR | 18:02.198 | | Honda | MX EL ARENAL |
| 2 | 3 | ALVARO MUÑOZ DE LA CALZADA | 22 | 11 | 26397-GR | 18:16.849 | 14.651 | gas gas | TSC RACING |
| 3 | 719 | MARCO ANTONIO BAENA VELA | 20 | 11 | 26892-SE | 18:18.955 | 16.757 | Yamaha | EDUARDO CASTRO |
| 4 | 86 | RAUL SANCHEZ GOMEZ | 18 | 11 | 26997-MA | 18:19.109 | 16.911 | KTM | MOTOS ORTIZ |
| 5 | 52 | SERGIO VALLEJO RODRÍGUEZ | 16 | 11 | 27131-J | 18:35.194 | 32.996 | Yamaha | MX RANICA |
| 6 | 33 | JOSE ANGEL GALDEANO ALVAREZ | 15 | 11 | 26929-GR | 18:42.601 | 40.403 | KTM | RUTA SUR |
| 7 | 10 | SALVADOR MUÑOZ MARISCAL | 14 | 11 | 26472-ML | 18:46.343 | 44.145 | Ktm | ENDUCROSS MELILLA |
| 8 | 63 | ANTONIO CALVO ROJAS | 13 | 11 | 26983-CO | 19:06.605 | 1:04.407 | | |
| 9 | 988 | AGUSTIN BAREA JURADO | 12 | 10 | 26932-CO | 17:35.359 | 1 Vuelta | Honda | MOTO CLUB ARENAL |
| 10 | 46 | MANUEL AGUILERA MORENO | 11 | 10 | 26990-CO | 18:24.333 | 1 Vuelta | KTM | MOTO CLUB EL ARENAL |
| 11 | 74 | ADRIAN MANTAS LA TORRE | 10 | 10 | 26992-J | 18:59.404 | 1 Vuelta | Rieju | CD. ENDURO ALCALA |
| MX3 | | | | | | | | | |
| 1 | 156 | MOISES LARA RODRIGUEZ | 25 | 11 | 26964-CO | 17:28.875 | | Kawasaki | ZAMBRANA |
| 2 | 79 | ANTONIO JOSE BAENA CRUZ | 22 | 11 | 26756-CO | 17:41.824 | 12.949 | Honda | ESCUDERIA ZAMBRANA |
| 3 | 66 | DAVID TORRALBA DIEGUEZ | 20 | 11 | 26773-SE | 17:56.764 | 27.889 | Yamaha | TORRACING |
| 4 | 10 | RAFAEL SALAZAR ALCAIDE | 18 | 11 | 26951-CO | 18:09.145 | 40.270 | KTM | MOTOCROSS OFF ROAD CÓRDOBA |
| 5 | 22 | JOSE ANTONIO MONTES SANTISTEBAM | 16 | 11 | 26949-CO | 18:14.220 | 45.345 | Kawasaki | ARENAL |
| 6 | 8 | ANTONIO SIERRA CRESPO | 15 | 11 | 26967-AL | 19:07.376 | 1:38.501 | Honda | MOTO CLUB AGUADULCE |
| 7 | 101 | FRANCICO JAVIER PRADOS RUIZ | 14 | 11 | 26894-CO | 19:29.776 | 2:00.901 | Kawasaki | ARENAL |
| MX4 | | | | | | | | | |
| 1 | 195 | DAMIAN AVILA BURGOS | 25 | 11 | 27009-CO | 18:48.792 | | Honda | MX CORDOBA OFROAD |
| 2 | 170 | DIEGO SEBASTIAN DILIBERTO | 22 | 11 | 26979-MA | 18:57.673 | 8.881 | Honda | CD MX PARK COSTA DEL SOL |
| 3 | 95 | CARLOS OLMEDO MORALES | 20 | 11 | 26978-SE | 19:06.204 | 17.412 | Husq | ALESER |
| 4 | 18 | MAURO VAZQUEZ PIÑEIRO | 18 | 10 | 26975-MA | 17:49.284 | 1 Vuelta | Honda | MX PARK COSTA DEL SOL CASARES |

| Márgen de victoria | Velocidad media | Mejor tº de vuelta | Mejor Vel. | Mejor vuelta para |
|--------------------|-----------------|--------------------|------------|-----------------------------|
| 12.949 | - | 1:31.146 | - | 156 - MOISES LARA RODRIGUEZ |

Cronometraje

Orbits





SEGUNDA PRUEBA - VILLANUEVA DE CÓRDOBA

1. MX1 AFIC. - MX3 - MX4

Los Barreros 0,000 km

2ª Manga MX1 AFIC. - MX3 - MX4

10/04/2022 12:55

Carrera iniciado a 13:08:05

| Vuelta | Tempo de vuelta | Dif. resp. 1° | Hora del día |
|------------------------------------|-----------------|---------------|--------------|
| (156) MOISES LARA RODRIGUEZ | | | |
| 1 | 1:37.967 | +6.821 | 13:09:56.669 |
| 2 | 1:33.621 | +2.475 | 13:11:30.290 |
| 3 | 1:32.735 | +1.589 | 13:13:03.025 |
| 4 | 1:31.667 | +0.521 | 13:14:34.692 |
| 5 | 1:31.146 | | 13:16:05.838 |
| 6 | 1:32.828 | +1.682 | 13:17:38.666 |
| 7 | 1:33.779 | +2.633 | 13:19:12.445 |
| 8 | 1:33.296 | +2.150 | 13:20:45.741 |
| 9 | 1:35.108 | +3.962 | 13:22:20.849 |
| 10 | 1:35.043 | +3.897 | 13:23:55.892 |
| 11 | 1:38.261 | +7.115 | 13:25:34.153 |

| | | | |
|-------------------------------------|-----------------|--------|--------------|
| (79) ANTONIO JOSE BAENA CRUZ | | | |
| 1 | 1:35.411 | +2.278 | 13:09:53.087 |
| 2 | 1:33.457 | +0.324 | 13:11:26.544 |
| 3 | 1:33.444 | +0.311 | 13:12:59.988 |
| 4 | 1:33.133 | | 13:14:33.121 |
| 5 | 1:35.029 | +1.896 | 13:16:08.150 |
| 6 | 1:34.502 | +1.369 | 13:17:42.652 |
| 7 | 1:36.060 | +2.927 | 13:19:18.712 |
| 8 | 1:36.516 | +3.383 | 13:20:55.228 |
| 9 | 1:35.406 | +2.273 | 13:22:30.634 |
| 10 | 1:38.048 | +4.915 | 13:24:08.682 |
| 11 | 1:38.420 | +5.287 | 13:25:47.102 |

| | | | |
|------------------------------------|-----------------|--------|--------------|
| (66) DAVID TORRALBA DIEGUEZ | | | |
| 1 | 1:33.616 | | 13:09:49.991 |
| 2 | 1:35.539 | +1.923 | 13:11:25.530 |
| 3 | 1:36.022 | +2.406 | 13:13:01.552 |
| 4 | 1:37.290 | +3.674 | 13:14:38.842 |
| 5 | 1:35.728 | +2.112 | 13:16:14.570 |
| 6 | 1:36.262 | +2.646 | 13:17:50.832 |
| 7 | 1:36.576 | +2.960 | 13:19:27.408 |
| 8 | 1:37.848 | +4.232 | 13:21:05.256 |
| 9 | 1:38.500 | +4.884 | 13:22:43.756 |
| 10 | 1:38.288 | +4.672 | 13:24:22.044 |
| 11 | 1:39.998 | +6.382 | 13:26:02.042 |

| | | | |
|--|-----------------|--------|--------------|
| (79) JUAN ANTONIO YEGUAS MARTIN | | | |
| 1 | 1:44.943 | +9.632 | 13:10:03.055 |
| 2 | 1:37.458 | +2.147 | 13:11:40.513 |
| 3 | 1:35.526 | +0.215 | 13:13:16.039 |
| 4 | 1:35.909 | +0.598 | 13:14:51.948 |
| 5 | 1:37.309 | +1.998 | 13:16:29.257 |
| 6 | 1:36.430 | +1.119 | 13:18:05.687 |
| 7 | 1:36.964 | +1.653 | 13:19:42.651 |
| 8 | 1:36.272 | +0.961 | 13:21:18.923 |
| 9 | 1:35.311 | | 13:22:54.234 |
| 10 | 1:36.092 | +0.781 | 13:24:30.326 |
| 11 | 1:37.150 | +1.839 | 13:26:07.476 |

| | | | |
|------------------------------------|-----------------|--------|--------------|
| (10) RAFAEL SALAZAR ALCAIDE | | | |
| 1 | 1:39.829 | +3.757 | 13:09:58.468 |
| 2 | 1:37.094 | +1.022 | 13:11:35.562 |
| 3 | 1:36.072 | | 13:13:11.634 |
| 4 | 1:36.715 | +0.643 | 13:14:48.349 |
| 5 | 1:37.510 | +1.438 | 13:16:25.859 |
| 6 | 1:37.626 | +1.554 | 13:18:03.485 |
| 7 | 1:38.399 | +2.327 | 13:19:41.884 |
| 8 | 1:38.242 | +2.170 | 13:21:20.126 |
| 9 | 1:37.465 | +1.393 | 13:22:57.591 |
| 10 | 1:38.691 | +2.619 | 13:24:36.282 |
| 11 | 1:38.141 | +2.069 | 13:26:14.423 |

| Vuelta | Tempo de vuelta | Dif. resp. 1° | Hora del día |
|---|-----------------|---------------|--------------|
| (22) JOSE ANTONIO MONTES SANTISTEBAM | | | |
| 1 | 1:43.441 | +7.640 | 13:10:00.901 |
| 2 | 1:36.273 | +0.472 | 13:11:37.174 |
| 3 | 1:35.801 | | 13:13:12.975 |
| 4 | 1:37.173 | +1.372 | 13:14:50.148 |
| 5 | 1:38.589 | +2.788 | 13:16:28.737 |
| 6 | 1:38.946 | +3.145 | 13:18:07.683 |
| 7 | 1:38.148 | +2.347 | 13:19:45.831 |
| 8 | 1:38.090 | +2.289 | 13:21:23.921 |
| 9 | 1:38.403 | +2.602 | 13:23:02.324 |
| 10 | 1:37.316 | +1.515 | 13:24:39.640 |
| 11 | 1:39.858 | +4.057 | 13:26:19.498 |

| | | | |
|---------------------------------------|-----------------|--------|--------------|
| (3) ALVARO MUÑOZ DE LA CALZADA | | | |
| 1 | 1:35.707 | | 13:09:51.734 |
| 2 | 1:39.696 | +3.989 | 13:11:31.430 |
| 3 | 1:37.573 | +1.866 | 13:13:09.003 |
| 4 | 1:37.288 | +1.581 | 13:14:46.291 |
| 5 | 1:37.446 | +1.739 | 13:16:23.737 |
| 6 | 1:40.455 | +4.748 | 13:18:04.192 |
| 7 | 1:39.860 | +4.153 | 13:19:44.052 |
| 8 | 1:37.860 | +2.153 | 13:21:21.912 |
| 9 | 1:41.137 | +5.430 | 13:23:03.049 |
| 10 | 1:38.094 | +2.387 | 13:24:41.143 |
| 11 | 1:40.984 | +5.277 | 13:26:22.127 |

| | | | |
|---------------------------------------|-----------------|--------|--------------|
| (719) MARCO ANTONIO BAENA VELA | | | |
| 1 | 1:35.620 | | 13:09:52.359 |
| 2 | 1:36.810 | +1.190 | 13:11:29.169 |
| 3 | 1:38.727 | +3.107 | 13:13:07.896 |
| 4 | 1:39.177 | +3.557 | 13:14:47.073 |
| 5 | 1:41.176 | +5.556 | 13:16:28.249 |
| 6 | 1:40.885 | +5.265 | 13:18:09.134 |
| 7 | 1:38.352 | +2.732 | 13:19:47.486 |
| 8 | 1:38.847 | +3.227 | 13:21:26.333 |
| 9 | 1:39.998 | +4.378 | 13:23:06.331 |
| 10 | 1:39.053 | +3.433 | 13:24:45.384 |
| 11 | 1:38.849 | +3.229 | 13:26:24.233 |

| | | | |
|--------------------------------|-----------------|--------|--------------|
| (86) RAUL SANCHEZ GOMEZ | | | |
| 1 | 1:39.828 | +3.054 | 13:09:56.394 |
| 2 | 1:36.862 | +0.088 | 13:11:33.256 |
| 3 | 1:36.774 | | 13:13:10.030 |
| 4 | 1:38.158 | +1.384 | 13:14:48.188 |
| 5 | 1:38.915 | +2.141 | 13:16:27.103 |
| 6 | 1:38.745 | +1.971 | 13:18:05.848 |
| 7 | 1:39.204 | +2.430 | 13:19:45.052 |
| 8 | 1:38.487 | +1.713 | 13:21:23.539 |
| 9 | 1:40.871 | +4.097 | 13:23:04.410 |
| 10 | 1:38.985 | +2.211 | 13:24:43.395 |
| 11 | 1:40.992 | +4.218 | 13:26:24.387 |

| | | | |
|--------------------------------------|-----------------|--------|--------------|
| (52) SERGIO VALLEJO RODRIGUEZ | | | |
| 1 | 1:43.187 | +4.775 | 13:10:00.973 |
| 2 | 1:40.733 | +2.321 | 13:11:41.706 |
| 3 | 1:40.741 | +2.329 | 13:13:22.447 |
| 4 | 1:39.419 | +1.007 | 13:15:01.866 |
| 5 | 1:39.367 | +0.955 | 13:16:41.233 |
| 6 | 1:41.385 | +2.973 | 13:18:22.618 |
| 7 | 1:38.412 | | 13:20:01.030 |
| 8 | 1:39.243 | +0.831 | 13:21:40.273 |
| 9 | 1:39.586 | +1.174 | 13:23:19.859 |
| 10 | 1:39.699 | +1.287 | 13:24:59.558 |
| 11 | 1:40.914 | +2.502 | 13:26:40.472 |

| | | | |
|---|--|--|--|
| (33) JOSE ANGEL GALDEANO ALVAREZ | | | |
|---|--|--|--|

| Vuelta | Tempo de vuelta | Dif. resp. 1° | Hora del día |
|--------|-----------------|---------------|--------------|
| 1 | 1:44.809 | +6.949 | 13:10:01.890 |
| 2 | 1:37.860 | | 13:11:39.750 |
| 3 | 1:41.824 | +3.964 | 13:13:21.574 |
| 4 | 1:39.932 | +2.072 | 13:15:01.506 |
| 5 | 1:38.581 | +0.721 | 13:16:40.087 |
| 6 | 1:39.651 | +1.791 | 13:18:19.738 |
| 7 | 1:39.232 | +1.372 | 13:19:58.970 |
| 8 | 1:39.863 | +2.003 | 13:21:38.833 |
| 9 | 1:40.187 | +2.327 | 13:23:19.020 |
| 10 | 1:45.479 | +7.619 | 13:25:04.499 |
| 11 | 1:43.380 | +5.520 | 13:26:47.879 |

| | | | |
|-------------------------------------|-----------------|--------|--------------|
| (10) SALVADOR MUÑOZ MARISCAL | | | |
| 1 | 1:44.906 | +4.921 | 13:10:02.753 |
| 2 | 1:40.687 | +0.702 | 13:11:43.440 |
| 3 | 1:41.540 | +1.555 | 13:13:24.980 |
| 4 | 1:41.456 | +1.471 | 13:15:06.436 |
| 5 | 1:41.088 | +1.103 | 13:16:47.524 |
| 6 | 1:40.418 | +0.433 | 13:18:27.942 |
| 7 | 1:40.205 | +0.220 | 13:20:08.147 |
| 8 | 1:39.985 | | 13:21:48.132 |
| 9 | 1:40.845 | +0.860 | 13:23:28.977 |
| 10 | 1:40.963 | +0.978 | 13:25:09.940 |
| 11 | 1:41.681 | +1.696 | 13:26:51.621 |

| | | | |
|----------------------------------|-----------------|--------|--------------|
| (195) DAMIAN AVILA BURGOS | | | |
| 1 | 1:45.741 | +7.226 | 13:10:04.172 |
| 2 | 1:41.023 | +2.508 | 13:11:45.195 |
| 3 | 1:39.938 | +1.423 | 13:13:25.133 |
| 4 | 1:38.515 | | 13:15:03.648 |
| 5 | 1:38.877 | +0.362 | 13:16:42.525 |
| 6 | 1:39.021 | +0.506 | 13:18:21.546 |
| 7 | 1:40.502 | +1.987 | 13:20:02.048 |
| 8 | 1:38.893 | +0.378 | 13:21:40.941 |
| 9 | 1:40.838 | +2.323 | 13:23:21.779 |
| 10 | 1:45.394 | +6.879 | 13:25:07.173 |
| 11 | 1:46.897 | +8.382 | 13:26:54.070 |

| | | | |
|--|-----------------|---------|--------------|
| (170) DIEGO SEBASTIAN DILIBERTO | | | |
| 1 | 1:39.411 | +0.195 | 13:09:55.742 |
| 2 | 1:40.966 | +1.750 | 13:11:36.708 |
| 3 | 1:42.078 | +2.862 | 13:13:18.786 |
| 4 | 1:40.550 | +1.334 | 13:14:59.336 |
| 5 | 1:39.216 | | 13:16:38.552 |
| 6 | 1:40.004 | +0.788 | 13:18:18.556 |
| 7 | 1:41.625 | +2.409 | 13:20:00.181 |
| 8 | 1:40.162 | +0.946 | 13:21:40.343 |
| 9 | 1:51.809 | +12.593 | 13:23:32.152 |
| 10 | 1:45.563 | +6.347 | 13:25:17.715 |
| 11 | 1:45.236 | +6.020 | 13:27:02.951 |

| | | | |
|-----------------------------------|-----------------|---------|--------------|
| (95) CARLOS OLMEDO MORALES | | | |
| 1 | 1:45.198 | +7.322 | 13:10:05.241 |
| 2 | 1:39.153 | +1.277 | 13:11:44.394 |
| 3 | 1:39.420 | +1.544 | 13:13:23.814 |
| 4 | 1:38.618 | +0.742 | 13:15:02.432 |
| 5 | 1:37.876 | | 13:16:40.308 |
| 6 | 1:55.172 | +17.296 | 13:18:35.480 |
| 7 | 1:42.159 | +4.283 | 13:20:17.639 |
| 8 | 1:43.197 | +5.321 | 13:22:00.836 |
| 9 | 1:43.246 | +5.370 | 13:23:44.082 |
| 10 | 1:42.997 | +5.121 | 13:25:27.079 |
| 11 | 1:44.403 | +6.527 | 13:27:11.482 |

| | | | |
|---------------------------------|----------|--------|--------------|
| (63) ANTONIO CALVO ROJAS | | | |
| 1 | 1:42.959 | +2.532 | 13:09:59.954 |



SEGUNDA PRUEBA - VILLANUEVA DE CORDOBA

1. MX1 AFIC. - MX3 - MX4

Los Barreros 0,000 km

2ª Manga MX1 AFIC. - MX3 - MX4

10/04/2022 12:55

Carrera iniciado a 13:08:05

| Vuelta | Tempo de vuelta | Dif. resp. 1° | Hora del día |
|--------|-----------------|---------------|--------------|
| 2 | 1:43.132 | +2.705 | 13:11:43.086 |
| 3 | 1:40.427 | | 13:13:23.513 |
| 4 | 1:42.467 | +2.040 | 13:15:05.980 |
| 5 | 1:44.083 | +3.656 | 13:16:50.063 |
| 6 | 1:44.012 | +3.585 | 13:18:34.075 |
| 7 | 1:44.937 | +4.510 | 13:20:19.012 |
| 8 | 1:43.674 | +3.247 | 13:22:02.686 |
| 9 | 1:44.337 | +3.910 | 13:23:47.023 |
| 10 | 1:43.088 | +2.661 | 13:25:30.111 |
| 11 | 1:41.772 | +1.345 | 13:27:11.883 |

(8) ANTONIO SIERRA CRESPO

| | | | |
|----|-----------------|--------|--------------|
| 1 | 1:47.643 | +7.184 | 13:10:07.142 |
| 2 | 1:41.318 | +0.859 | 13:11:48.460 |
| 3 | 1:40.459 | | 13:13:28.919 |
| 4 | 1:47.086 | +6.627 | 13:15:16.005 |
| 5 | 1:42.303 | +1.844 | 13:16:58.308 |
| 6 | 1:42.413 | +1.954 | 13:18:40.721 |
| 7 | 1:43.098 | +2.639 | 13:20:23.819 |
| 8 | 1:42.139 | +1.680 | 13:22:05.958 |
| 9 | 1:41.930 | +1.471 | 13:23:47.888 |
| 10 | 1:42.727 | +2.268 | 13:25:30.615 |
| 11 | 1:42.039 | +1.580 | 13:27:12.654 |

(101) FRANCICO JAVIER PRADOS RUIZ

| | | | |
|----|-----------------|---------|--------------|
| 1 | 1:46.030 | +6.049 | 13:10:06.217 |
| 2 | 1:41.668 | +1.687 | 13:11:47.885 |
| 3 | 1:39.981 | | 13:13:27.866 |
| 4 | 1:41.054 | +1.073 | 13:15:08.920 |
| 5 | 1:42.375 | +2.394 | 13:16:51.295 |
| 6 | 1:45.108 | +5.127 | 13:18:36.403 |
| 7 | 1:44.772 | +4.791 | 13:20:21.175 |
| 8 | 1:43.269 | +3.288 | 13:22:04.444 |
| 9 | 1:43.346 | +3.365 | 13:23:47.790 |
| 10 | 1:46.136 | +6.155 | 13:25:33.926 |
| 11 | 2:01.128 | +21.147 | 13:27:35.054 |

(988) AGUSTIN BAREA JURADO

| | | | |
|----|-----------------|---------|--------------|
| 1 | 1:57.630 | +18.773 | 13:10:18.291 |
| 2 | 1:41.232 | +2.375 | 13:11:59.523 |
| 3 | 1:38.857 | | 13:13:38.380 |
| 4 | 1:41.641 | +2.784 | 13:15:20.021 |
| 5 | 1:42.739 | +3.882 | 13:17:02.760 |
| 6 | 1:43.351 | +4.494 | 13:18:46.111 |
| 7 | 1:44.549 | +5.692 | 13:20:30.660 |
| 8 | 1:43.517 | +4.660 | 13:22:14.177 |
| 9 | 1:43.690 | +4.833 | 13:23:57.867 |
| 10 | 1:42.770 | +3.913 | 13:25:40.637 |

(18) MAURO VAZQUEZ PIÑEIRO

| | | | |
|----|-----------------|---------|--------------|
| 1 | 1:58.462 | +15.603 | 13:10:17.649 |
| 2 | 1:43.827 | +0.968 | 13:12:01.476 |
| 3 | 1:44.834 | +1.975 | 13:13:46.310 |
| 4 | 1:45.926 | +3.067 | 13:15:32.236 |
| 5 | 1:43.329 | +0.470 | 13:17:15.565 |
| 6 | 1:43.218 | +0.359 | 13:18:58.783 |
| 7 | 1:42.859 | | 13:20:41.642 |
| 8 | 1:42.966 | +0.107 | 13:22:24.608 |
| 9 | 1:44.946 | +2.087 | 13:24:09.554 |
| 10 | 1:45.008 | +2.149 | 13:25:54.562 |

(46) MANUEL AGUILERA MORENO

| | | | |
|---|-----------------|--------|--------------|
| 1 | 1:53.297 | +7.192 | 13:10:12.623 |
| 2 | 1:46.791 | +0.686 | 13:11:59.414 |
| 3 | 1:48.645 | +2.540 | 13:13:48.059 |
| 4 | 1:46.105 | | 13:15:34.164 |

| Vuelta | Tempo de vuelta | Dif. resp. 1° | Hora del día |
|--------|-----------------|---------------|--------------|
| 5 | 1:48.640 | +2.535 | 13:11:22.804 |
| 6 | 1:48.028 | +1.923 | 13:19:10.832 |
| 7 | 1:49.152 | +3.047 | 13:20:59.984 |
| 8 | 1:47.980 | +1.875 | 13:22:47.964 |
| 9 | 1:48.625 | +2.520 | 13:24:36.589 |
| 10 | 1:53.022 | +6.917 | 13:26:29.611 |

(74) ADRIAN MANTAS LA TORRE

| | | | |
|----|-----------------|--------|--------------|
| 1 | 1:50.618 | +3.650 | 13:10:10.574 |
| 2 | 1:46.968 | | 13:11:57.542 |
| 3 | 1:48.213 | +1.245 | 13:13:45.755 |
| 4 | 1:50.977 | +4.009 | 13:15:36.732 |
| 5 | 1:53.796 | +6.828 | 13:17:30.528 |
| 6 | 1:54.032 | +7.064 | 13:19:24.560 |
| 7 | 1:54.044 | +7.076 | 13:21:18.604 |
| 8 | 1:56.594 | +9.626 | 13:23:15.198 |
| 9 | 1:54.507 | +7.539 | 13:25:09.705 |
| 10 | 1:54.977 | +8.009 | 13:27:04.682 |



SEGUNDA PRUEBA - VILLANUEVA DE CÓRDOBA

Vuelta a vuelta

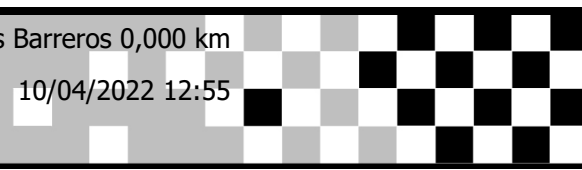
1. MX1 AFIC. - MX3 - MX4

Los Barreros 0,000 km

2ª Manga MX1 AFIC. - MX3 - MX4

10/04/2022 12:55

Carrera iniciado a 13:08:05



| Competidores | Vueltas | | | | | | | | | | | |
|--------------------------------------|---------|-----|-----|-----|-----|-----|-----|-----|-----|-----|-----|-----|
| | 0 | 1 | 2 | 3 | 4 | 5 | 6 | 7 | 8 | 9 | 10 | 11 |
| ALVARO MUÑOZ DE LA CALZADA (3) | 1 | 3 | 66 | 66 | 79 | 79 | 156 | 156 | 156 | 156 | 156 | 156 |
| DIEGO SEBASTIAN DILIBERTO (170) | 2 | 170 | 3 | 79 | 66 | 156 | 79 | 79 | 79 | 79 | 79 | 79 |
| DAVID TORRALBA DIEGUEZ (66) | 3 | 66 | 719 | 719 | 156 | 66 | 66 | 66 | 66 | 66 | 66 | 66 |
| RAUL SANCHEZ GOMEZ (86) | 4 | 86 | 79 | 156 | 719 | 3 | 3 | 10 | 10 | 79 | 79 | 79 |
| MARCO ANTONIO BAENA VELA (719) | 5 | 719 | 170 | 3 | 3 | 719 | 10 | 3 | 79 | 10 | 10 | 10 |
| ANTONIO CALVO ROJAS (63) | 6 | 63 | 86 | 86 | 86 | 86 | 86 | 79 | 3 | 3 | 22 | 22 |
| JOSE ANGEL GALDEANO ALVAREZ (33) | 7 | 33 | 156 | 10 | 10 | 10 | 719 | 86 | 86 | 86 | 3 | 3 |
| JOSE ANTONIO MONTES SANTISTEBAM (22) | 8 | 22 | 10 | 170 | 22 | 22 | 22 | 22 | 22 | 22 | 86 | 86 |
| ANTONIO JOSE BAENA CRUZ (79) | 9 | 79 | 63 | 22 | 79 | 79 | 79 | 719 | 719 | 719 | 719 | 86 |
| SERGIO VALLEJO RODRÍGUEZ (52) | 10 | 52 | 22 | 33 | 170 | 170 | 170 | 170 | 33 | 33 | 33 | 52 |
| SALVADOR MUÑOZ MARISCAL (10) | 11 | 10 | 52 | 79 | 33 | 33 | 33 | 33 | 170 | 52 | 52 | 33 |
| JUAN ANTONIO YEGUAS MARTIN (79) | 12 | 79 | 33 | 52 | 52 | 52 | 95 | 195 | 52 | 170 | 195 | 195 |
| DAMIAN AVILA BURGOS (195) | 13 | 195 | 10 | 63 | 63 | 95 | 52 | 52 | 195 | 195 | 10 | 10 |
| RAFAEL SALAZAR ALCAIDE (10) | 14 | 10 | 79 | 10 | 95 | 195 | 195 | 10 | 10 | 10 | 170 | 170 |
| MOISES LARA RODRIGUEZ (156) | 15 | 156 | 195 | 95 | 10 | 63 | 10 | 63 | 95 | 95 | 95 | 95 |
| MAURO VAZQUEZ PIÑEIRO (18) | 16 | 18 | 95 | 195 | 195 | 10 | 63 | 95 | 63 | 63 | 63 | 63 |
| MANUEL AGUILERA MORENO (46) | 17 | 46 | 101 | 101 | 101 | 101 | 101 | 101 | 101 | 101 | 101 | 8 |
| ANTONIO SIERRA CRESPO (8) | 18 | 8 | 8 | 8 | 8 | 8 | 8 | 8 | 8 | 8 | 8 | 101 |
| ADRIAN MANTAS LA TORRE (74) | 19 | 74 | 74 | 74 | 988 | 988 | 988 | 988 | 988 | 988 | 988 | 988 |
| CARLOS OLMEDO MORALES (95) | 20 | 95 | 46 | 46 | 74 | 18 | 18 | 18 | 18 | 18 | 18 | 18 |
| FRANCICO JAVIER PRADOS RUIZ (101) | 21 | 101 | 18 | 988 | 18 | 46 | 46 | 46 | 46 | 46 | 46 | 46 |
| AGUSTIN BAREA JURADO (988) | 22 | 988 | 988 | 18 | 46 | 74 | 74 | 74 | 74 | 74 | 74 | 74 |





SEGUNDA PRUEBA - VILLANUEVA DE CÓRDOBA

1. MX1 AFIC. - MX3 - MX4

Los Barreros 0,000 km

GENERAL

| Pos. | Nº | Nombre | Total puntos | 1VIL | 2VIL | Registro del cochl | Marca | Club |
|------------------------|-----|---------------------------------|--------------|------|------|--------------------|----------|-------------------------------|
| MX1 AFICIONADOS | | | | | | | | |
| 1 | 3 | ALVARO MUÑOZ DE LA CALZADA | 47 | 25 | 22 | 26397-GR | gas gas | TSC RACING |
| 2 | 79 | JUAN ANTONIO YEGUAS MARTIN | 45 | 20 | 25 | 26791-GR | Honda | MX EL ARENAL |
| 3 | 719 | MARCO ANTONIO BAENA VELA | 42 | 22 | 20 | 26892-SE | Yamaha | EDUARDO CASTRO |
| 4 | 86 | RAUL SANCHEZ GOMEZ | 33 | 15 | 18 | 26997-MA | KTM | MOTOS ORTIZ |
| 5 | 10 | SALVADOR MUÑOZ MARISCAL | 32 | 18 | 14 | 26472-ML | Ktm | ENDUCROSS MELILLA |
| 6 | 52 | SERGIO VALLEJO RODRÍGUEZ | 32 | 16 | 16 | 27131-J | Yamaha | MX RANICA |
| 7 | 33 | JOSE ANGEL GALDEANO ALVAREZ | 29 | 14 | 15 | 26929-GR | KTM | RUTA SUR |
| 8 | 63 | ANTONIO CALVO ROJAS | 26 | 13 | 13 | 26983-CO | | |
| 9 | 988 | AGUSTIN BAREA JURADO | 24 | 12 | 12 | 26932-CO | Honda | MOTO CLUB ARENAL |
| 10 | 46 | MANUEL AGUILERA MORENO | 22 | 11 | 11 | 26990-CO | KTM | MOTO CLUB EL ARENAL |
| 11 | 74 | ADRIAN MANTAS LA TORRE | 20 | 10 | 10 | 26992-J | Rieju | CD. ENDURO ALCALA |
| MX3 | | | | | | | | |
| 1 | 156 | MOISES LARA RODRIGUEZ | 50 | 25 | 25 | 26964-CO | Kawasaki | ZAMBRANA |
| 2 | 79 | ANTONIO JOSE BAENA CRUZ | 44 | 22 | 22 | 26756-CO | Honda | ESCUDERIA ZAMBRANA |
| 3 | 10 | RAFAEL SALAZAR ALCAIDE | 38 | 20 | 18 | 26951-CO | KTM | MOTOCROSS OFF ROAD CÓRDOBA |
| 4 | 66 | DAVID TORRALBA DIEGUEZ | 36 | 16 | 20 | 26773-SE | Yamaha | TORRACING |
| 5 | 22 | JOSE ANTONIO MONTES SANTISTEBAN | 34 | 18 | 16 | 26949-CO | Kawasaki | ARENAL |
| 6 | 8 | ANTONIO SIERRA CRESPO | 30 | 15 | 15 | 26967-AL | Honda | MOTO CLUB AGUADULCE |
| 7 | 101 | FRANCICO JAVIER PRADOS RUIZ | 28 | 14 | 14 | 26894-CO | Kawasaki | ARENAL |
| MX4 | | | | | | | | |
| 1 | 195 | DAMIAN AVILA BURGOS | 50 | 25 | 25 | 27009-CO | Honda | MX CORDOBA OFROAD |
| 2 | 170 | DIEGO SEBASTIAN DILIBERTO | 44 | 22 | 22 | 26979-MA | Honda | CD MX PARK COSTA DEL SOL |
| 3 | 95 | CARLOS OLMEDO MORALES | 40 | 20 | 20 | 26978-SE | Husq | ALESER |
| 4 | 18 | MAURO VAZQUEZ PIÑEIRO | 36 | 18 | 18 | 26975-MA | Honda | MX PARK COSTA DEL SOL CASARES |

Cronometraje

Orbits





SEGUNDA PRUEBA - VILLANUEVA DE CÓRDOBA

Clasificado por mejor tiempo de vuelta

2. MX2 AFICIONADOS

Los Barreros 0,000 km

Cronometrados MX2 AFICIONADOS

10/04/2022 09:20

Clasificación (15:00 Tiempo) iniciado a 9:47:38

| Pos. | Nº | Nombre | Clase | Mejor Tm | Dif. resp. 1º | Club |
|------|-----|--------------------------------|----------------|----------|---------------|------------------------------|
| 1 | 727 | JULIAN MATEO SIERRA | MX2 AFICIONADO | 1:28.327 | | GAOTRANS |
| 2 | 242 | SERGIO ATENCIA CARO | MX2 AFICIONADO | 1:30.872 | 2.545 | MC.CEUTA |
| 3 | 28 | ANTONIO MANUEL AVILA OLMO | MX2 AFICIONADO | 1:33.784 | 5.457 | MOTOCLU ARENAL |
| 4 | 115 | JOSEMANUEL HEREDIA CARMONA | MX2 AFICIONADO | 1:33.831 | 5.504 | EL ARENAL |
| 5 | 36 | JUAN MATILLAS | MX2 AFICIONADO | 1:34.635 | 6.308 | TEAM MATAS |
| 6 | 52 | SEBASTIAN CAÑADAS PEREZ | MX2 AFICIONADO | 1:35.840 | 7.513 | TRT MOTORCYCLE |
| 7 | 92 | JUAN FRANCISCO CARRETERO MORAL | MX2 AFICIONADO | 1:35.877 | 7.550 | CD BOX 77 MOTO CLUB |
| 8 | 30 | ALBERTO MESA GARRIDO | MX2 AFICIONADO | 1:36.049 | 7.722 | CD.MC. EL ARENAL |
| 9 | 517 | DAVID LOZA MORALES | MX2 AFICIONADO | 1:36.322 | 7.995 | CD MOTOS CLASICAS ATARFE |
| 10 | 854 | DAVID CABELLO GALLARDO | MX2 AFICIONADO | 1:36.472 | 8.145 | ESCUADERIA ZAMBRANA |
| 11 | 2 | JORGE RODRIGUEZ LOPEZ | MX2 AFICIONADO | 1:36.760 | 8.433 | MOTOS GRANADA JR |
| 12 | 379 | HILARIO RAMOS GALVEZ | MX2 AFICIONADO | 1:36.776 | 8.449 | MOTO CLUB PUERTO DE LA TORRE |
| 13 | 17 | MIGUEL ANGEL ARAGON GALLARDO | MX2 AFICIONADO | 1:36.838 | 8.511 | MOTOCLUB LAS ZAGUILAS |
| 14 | 921 | JOSE FRANCISCO MADUEÑO VIDAL | MX2 AFICIONADO | 1:36.943 | 8.616 | MOTO CLUB CEUTA |
| 15 | 146 | MARIO ARANDA AFAN DE RIBERA | MX2 AFICIONADO | 1:37.271 | 8.944 | MOTOR CLUB EL ARENAL |
| 16 | 338 | JUAN ANTONIO CAVILLA PONS | MX2 AFICIONADO | 1:37.337 | 9.010 | FED. MELILLENSE |
| 17 | 170 | JAVIER SAUCEDO CORNEJO | MX2 AFICIONADO | 1:37.669 | 9.342 | CD JAROCROSS |
| 18 | 86 | RAFAEL SANCHEZ CANO | MX2 AFICIONADO | 1:37.734 | 9.407 | ARENAL |
| 19 | 6 | DAVID JIMÉNEZ PÉREZ | MX2 AFICIONADO | 1:38.474 | 10.147 | CD. Ruta Sur Mc. |
| 20 | 98 | JULIÁN ESTEPA MOLERO | MX2 AFICIONADO | 1:39.155 | 10.828 | TEAM AGUACATE |
| 21 | 661 | YONATAN CALIZ VILLENA | MX2 AFICIONADO | 1:39.183 | 10.856 | MC. CLUB EL ARENAL |
| 22 | 94 | IVÁN BAYARRI PEÑEÑORI | MX2 AFICIONADO | 1:40.267 | 11.940 | C.D. JAROCROSS |
| 23 | 528 | GERARDO SAAVEDRA REYES | MX2 AFICIONADO | 1:40.361 | 12.034 | TEAM MATAS |
| 24 | 39 | PEDRO MANTAS HORCAS | MX2 AFICIONADO | 1:42.035 | 13.708 | C.D. JAROCROSS |
| 25 | 258 | JOSE ANTONIO CARMONA FERNANDEZ | MX2 AFICIONADO | 1:43.215 | 14.888 | EL ARENAL |
| 26 | 7 | JAVIER SÁNCHEZ TERUEL | MX2 AFICIONADO | 1:43.302 | 14.975 | MOTOS ORTIZ |
| 27 | 420 | ANTONIO VILLENA PEREZ | MX2 AFICIONADO | 1:43.599 | 15.272 | MOTO CLUB EL ARENAL |
| 28 | 217 | SALVADOR ALONSO HEREDIA | MX2 AFICIONADO | 1:44.547 | 16.220 | MC.CEUTA |
| 29 | 29 | FRANCISCO GARCIA SILLERO | MX2 AFICIONADO | 1:44.771 | 16.444 | C.D. JAROCROSS |
| 30 | 380 | ALVARO MUÑOZ GONZÁLEZ | MX2 AFICIONADO | 1:45.064 | 16.737 | ZAMBRANA |
| 31 | 171 | ADRIAN PUENTE PIMENTEL | MX2 AFICIONADO | 1:45.646 | 17.319 | MOTOCLUBELPOZOGUADIX |
| 32 | 16 | JUAN ANTONIO SILES MUDARRA | MX2 AFICIONADO | 1:45.933 | 17.606 | GALDURIENSE |
| 33 | 240 | ARMANDO MUÑOZ GORDILLO | MX2 AFICIONADO | 1:46.570 | 18.243 | MOTO CLUB EL ARENAL |
| 34 | 85 | CHRISTOPHER MOLINA MORENO | MX2 AFICIONADO | 1:48.274 | 19.947 | CD.RUTASUR.MC |
| 35 | 93 | ANTONIO JESUS GELO ARNEDO | MX2 AFICIONADO | 1:49.633 | 21.306 | P.M ALMODÓVAR DEL RIO |



SEGUNDA PRUEBA - VILLANUEVA DE CORDOBA

2. MX2 AFICIONADOS

Los Barreros 0,000 km

Cronometrados MX2 AFICIONADOS

10/04/2022 09:20

Clasificación (15:00 Tiempo) iniciado a 9:47:38

| Vuelta | empo de vuelta | Dif. resp. 1° | Hora del día |
|----------------------------------|-----------------|---------------|--------------|
| (727) JULIAN MATEO SIERRA | | | |
| 1 | | | 9:47:53.326 |
| 2 | 1:32.952 | +4.625 | 9:49:26.278 |
| 3 | 1:30.486 | +2.159 | 9:50:56.764 |
| 4 | 1:36.223 | +7.896 | 9:52:32.987 |
| 5 | 1:34.827 | +6.500 | 9:54:07.814 |
| 6 | 1:28.327 | | 9:55:36.141 |
| 7 | 1:29.767 | +1.440 | 9:57:05.908 |
| 8 | 1:48.875 | +20.548 | 9:58:54.783 |

| Vuelta | empo de vuelta | Dif. resp. 1° | Hora del día |
|----------------------------------|-----------------|---------------|--------------|
| (242) SERGIO ATENCIA CARO | | | |
| 1 | | | 9:48:25.917 |
| 2 | 1:45.990 | +15.118 | 9:50:11.907 |
| 3 | 1:36.682 | +5.810 | 9:51:48.589 |
| 4 | 1:33.700 | +2.828 | 9:53:22.289 |
| 5 | 1:34.119 | +3.247 | 9:54:56.408 |
| 6 | 1:30.872 | | 9:56:27.280 |
| 7 | 1:41.546 | +10.674 | 9:58:08.826 |
| 8 | 1:36.282 | +5.410 | 9:59:45.108 |
| 9 | 1:35.415 | +4.543 | 10:01:20.523 |

| Vuelta | empo de vuelta | Dif. resp. 1° | Hora del día |
|---------------------------------------|-----------------|---------------|--------------|
| (28) ANTONIO MANUEL AVILA OLMO | | | |
| 1 | | | 9:48:36.320 |
| 2 | 1:44.061 | +10.277 | 9:50:20.381 |
| 3 | 1:37.984 | +4.200 | 9:51:58.365 |
| 4 | 1:33.784 | | 9:53:32.149 |
| 5 | 1:35.724 | +1.940 | 9:55:07.873 |
| 6 | 1:37.429 | +3.645 | 9:56:45.302 |
| 7 | 1:34.423 | +0.639 | 9:58:19.725 |
| 8 | 1:42.959 | +9.175 | 10:00:02.684 |
| 9 | 1:36.342 | +2.558 | 10:01:39.026 |

| Vuelta | empo de vuelta | Dif. resp. 1° | Hora del día |
|---|-----------------|---------------|--------------|
| (115) JOSEMANUEL HEREDIA CARMONA | | | |
| 1 | | | 9:48:02.597 |
| 2 | 1:36.388 | +2.557 | 9:49:38.985 |
| 3 | 1:35.195 | +1.364 | 9:51:14.180 |
| 4 | 1:49.921 | +16.090 | 9:53:04.101 |
| 5 | 1:33.831 | | 9:54:37.932 |
| 6 | 1:34.025 | +0.194 | 9:56:11.957 |
| 7 | 1:33.937 | +0.106 | 9:57:45.894 |
| 8 | 1:46.228 | +12.397 | 9:59:32.122 |
| 9 | 2:32.643 | +58.812 | 10:02:04.765 |

| Vuelta | empo de vuelta | Dif. resp. 1° | Hora del día |
|---------------------------|-----------------|---------------|--------------|
| (36) JUAN MATILLAS | | | |
| 1 | | | 9:48:13.650 |
| 2 | 1:39.595 | +4.960 | 9:49:53.245 |
| 3 | 1:36.570 | +1.935 | 9:51:29.815 |
| 4 | 1:38.434 | +3.799 | 9:53:08.249 |
| 5 | 1:34.635 | | 9:54:42.884 |
| 6 | 1:49.296 | +14.661 | 9:56:32.180 |
| 7 | 1:43.708 | +9.073 | 9:58:15.888 |
| 8 | 1:45.309 | +10.674 | 10:00:01.197 |
| 9 | 1:51.612 | +16.977 | 10:01:52.809 |

| Vuelta | empo de vuelta | Dif. resp. 1° | Hora del día |
|-------------------------------------|-----------------|---------------|--------------|
| (52) SEBASTIAN CAÑADAS PEREZ | | | |
| 1 | | | 9:48:45.658 |
| 2 | 1:49.471 | +13.631 | 9:50:35.129 |
| 3 | 1:39.728 | +3.888 | 9:52:14.857 |
| 4 | 1:39.878 | +4.038 | 9:53:54.735 |
| 5 | 1:35.840 | | 9:55:30.575 |
| 6 | 1:38.427 | +2.587 | 9:57:09.002 |
| 7 | 1:37.873 | +2.033 | 9:58:46.875 |
| 8 | 1:54.983 | +19.143 | 10:00:41.858 |

| Vuelta | empo de vuelta | Dif. resp. 1° | Hora del día |
|--|----------------|---------------|--------------|
| (92) JUAN FRANCISCO CARRETERO MORAL | | | |
| 1 | | | |

| Vuelta | empo de vuelta | Dif. resp. 1° | Hora del día |
|--------|-----------------|---------------|--------------|
| 1 | | | 9:48:20.825 |
| 2 | 1:43.820 | +7.943 | 9:50:04.645 |
| 3 | 1:38.522 | +2.645 | 9:51:43.167 |
| 4 | 1:35.877 | | 9:53:19.044 |
| 5 | 1:36.898 | +1.021 | 9:54:55.942 |
| 6 | 1:38.681 | +2.804 | 9:56:34.623 |
| 7 | 1:37.572 | +1.695 | 9:58:12.195 |
| 8 | 1:39.005 | +3.128 | 9:59:51.200 |
| 9 | 1:43.536 | +7.659 | 10:01:34.736 |

| Vuelta | empo de vuelta | Dif. resp. 1° | Hora del día |
|----------------------------------|-----------------|---------------|--------------|
| (30) ALBERTO MESA GARRIDO | | | |
| 1 | | | 9:48:51.163 |
| 2 | 1:50.822 | +14.773 | 9:50:41.985 |
| 3 | 1:44.058 | +8.009 | 9:52:26.043 |
| 4 | 1:45.273 | +9.224 | 9:54:11.316 |
| 5 | 1:39.645 | +3.596 | 9:55:50.961 |
| 6 | 1:38.309 | +2.260 | 9:57:29.270 |
| 7 | 1:36.049 | | 9:59:05.319 |
| 8 | 1:37.301 | +1.252 | 10:00:42.620 |

| Vuelta | empo de vuelta | Dif. resp. 1° | Hora del día |
|---------------------------------|-----------------|---------------|--------------|
| (517) DAVID LOZA MORALES | | | |
| 1 | | | 9:48:55.694 |
| 2 | 1:53.914 | +17.592 | 9:50:49.608 |
| 3 | 1:40.968 | +4.646 | 9:52:30.576 |
| 4 | 1:41.271 | +4.949 | 9:54:11.847 |
| 5 | 1:36.322 | | 9:55:48.169 |
| 6 | 4:16.324 | +2:40.002 | 10:00:04.493 |
| 7 | 1:58.052 | +21.730 | 10:02:02.545 |

| Vuelta | empo de vuelta | Dif. resp. 1° | Hora del día |
|-------------------------------------|-----------------|---------------|--------------|
| (854) DAVID CABELLO GALLARDO | | | |
| 1 | | | 9:48:32.181 |
| 2 | 1:41.189 | +4.717 | 9:50:13.370 |
| 3 | 1:38.411 | +1.939 | 9:51:51.781 |
| 4 | 1:45.664 | +9.192 | 9:53:37.445 |
| 5 | 1:36.472 | | 9:55:13.917 |
| 6 | 1:42.697 | +6.225 | 9:56:56.614 |
| 7 | 1:48.720 | +12.248 | 9:58:45.334 |
| 8 | 1:51.065 | +14.593 | 10:00:36.399 |

| Vuelta | empo de vuelta | Dif. resp. 1° | Hora del día |
|----------------------------------|-----------------|---------------|--------------|
| (2) JORGE RODRIGUEZ LOPEZ | | | |
| 1 | | | 9:48:48.148 |
| 2 | 1:43.606 | +6.846 | 9:50:31.754 |
| 3 | 1:40.516 | +3.756 | 9:52:12.270 |
| 4 | 1:39.890 | +3.130 | 9:53:52.160 |
| 5 | 1:36.760 | | 9:55:28.920 |
| 6 | 1:39.101 | +2.341 | 9:57:08.021 |
| 7 | 1:48.154 | +11.394 | 9:58:56.175 |
| 8 | 1:49.265 | +12.505 | 10:00:45.440 |

| Vuelta | empo de vuelta | Dif. resp. 1° | Hora del día |
|-----------------------------------|-----------------|---------------|--------------|
| (379) HILARIO RAMOS GALVEZ | | | |
| 1 | | | 9:48:42.646 |
| 2 | 1:54.195 | +17.419 | 9:50:36.841 |
| 3 | 1:48.144 | +11.368 | 9:52:24.985 |
| 4 | 1:39.718 | +2.942 | 9:54:04.703 |
| 5 | 1:36.776 | | 9:55:41.479 |
| 6 | 1:38.406 | +1.630 | 9:57:19.885 |
| 7 | 1:37.781 | +1.005 | 9:58:57.666 |
| 8 | 2:39.964 | +1:03.188 | 10:01:37.630 |

| Vuelta | empo de vuelta | Dif. resp. 1° | Hora del día |
|--|-----------------|---------------|--------------|
| (17) MIGUEL ANGEL ARAGON GALLARDO | | | |
| 1 | | | 9:48:05.977 |
| 2 | 1:40.462 | +3.624 | 9:49:46.439 |
| 3 | 1:37.930 | +1.092 | 9:51:24.369 |
| 4 | 1:38.047 | +1.209 | 9:53:02.416 |
| 5 | 1:38.240 | +1.402 | 9:54:40.656 |
| 6 | 1:36.838 | | 9:56:17.494 |

| Vuelta | empo de vuelta | Dif. resp. 1° | Hora del día |
|--------|----------------|---------------|--------------|
| 7 | 1:37.684 | +0.846 | 9:57:55.178 |
| 8 | 1:38.858 | +2.020 | 9:59:34.036 |
| 9 | 1:40.195 | +3.357 | 10:01:14.231 |

| Vuelta | empo de vuelta | Dif. resp. 1° | Hora del día |
|---|-----------------|---------------|--------------|
| (921) JOSE FRANCISCO MADUEÑO VIDAL | | | |
| 1 | | | 9:47:57.565 |
| 2 | 1:42.940 | +5.997 | 9:49:40.505 |
| 3 | 1:37.397 | +0.454 | 9:51:17.902 |
| 4 | 1:38.286 | +1.343 | 9:52:56.188 |
| 5 | 1:36.943 | | 9:54:33.131 |
| 6 | 3:37.860 | +2:00.917 | 9:58:10.991 |
| 7 | 1:46.461 | +9.518 | 9:59:57.452 |
| 8 | 1:40.904 | +3.961 | 10:01:38.356 |

| Vuelta | empo de vuelta | Dif. resp. 1° | Hora del día |
|--|-----------------|---------------|--------------|
| (146) MARIO ARANDA AFAN DE RIBERA | | | |
| 1 | | | 9:49:00.046 |
| 2 | 1:47.640 | +10.369 | 9:50:47.686 |
| 3 | 1:39.289 | +2.018 | 9:52:26.975 |
| 4 | 1:43.986 | +6.715 | 9:54:10.961 |
| 5 | 1:38.295 | +1.024 | 9:55:49.256 |
| 6 | 1:37.271 | | 9:57:26.527 |
| 7 | 1:39.420 | +2.149 | 9:59:05.947 |
| 8 | 1:55.186 | +17.915 | 10:01:01.133 |

| Vuelta | empo de vuelta | Dif. resp. 1° | Hora del día |
|--|-----------------|---------------|--------------|
| (338) JUAN ANTONIO CAVILLA PONS | | | |
| 1 | | | 9:48:29.172 |
| 2 | 1:49.369 | +12.032 | 9:50:18.541 |
| 3 | 1:47.853 | +10.516 | 9:52:06.394 |
| 4 | 1:44.071 | +6.734 | 9:53:50.465 |
| 5 | 1:37.337 | | 9:55:27.802 |
| 6 | 1:43.385 | +6.048 | 9:57:11.187 |
| 7 | 1:50.625 | +13.288 | 9:59:01.812 |
| 8 | 1:54.822 | +17.485 | 10:00:56.634 |

| Vuelta | empo de vuelta | Dif. resp. 1° | Hora del día |
|-------------------------------------|-----------------|---------------|--------------|
| (170) JAVIER SAUCEDO CORNEJO | | | |
| 1 | | | 9:48:18.983 |
| 2 | 1:47.002 | +9.333 | 9:50:05.985 |
| 3 | 1:38.504 | +0.835 | 9:51:44.489 |
| 4 | 1:44.030 | +6.361 | 9:53:28.519 |
| 5 | 1:37.669 | | 9:55:06.188 |
| 6 | 1:37.955 | +0.286 | 9:56:44.143 |
| 7 | 2:21.412 | +43.743 | 9:59:05.555 |
| 8 | 2:08.683 | +31.014 | 10:01:14.238 |

| Vuelta | empo de vuelta | Dif. resp. 1° | Hora del día |
|---------------------------------|-----------------|---------------|--------------|
| (86) RAFAEL SANCHEZ CANO | | | |
| 1 | | | 9:48:19.790 |
| 2 | 1:47.950 | +10.216 | 9:50:07.740 |
| 3 | 1:42.548 | +4.814 | 9:51:50.288 |
| 4 | 1:39.596 | +1.862 | 9:53:29.884 |
| 5 | 1:37.734 | | 9:55:07.618 |
| 6 | 1:41.500 | +3.766 | 9:56:49.118 |
| 7 | 1:48.129 | +10.395 | 9:58:37.247 |
| 8 | 2:01.156 | +23.422 | 10:00:38.403 |

| Vuelta | empo de vuelta | Dif. resp. 1° | Hora del día |
|--------------------------------|-----------------|---------------|--------------|
| (6) DAVID JIMÉNEZ PÉREZ | | | |
| 1 | | | 9:48:58.937 |
| 2 | 1:51.784 | +13.310 | 9:50:50.721 |
| 3 | 1:41.816 | +3.342 | 9:52:32.537 |
| 4 | 1:50.339 | +11.865 | 9:54:22.876 |
| 5 | 1:42.632 | +4.158 | 9:56:05.508 |
| 6 | 1:41.066 | +2.592 | 9:57:46.574 |
| 7 | 1:38.474 | | 9:59:25.048 |
| 8 | 1:47.225 | +8.751 | 10:01:12.273 |

| Vuelta | empo de vuelta | Dif. resp. 1° | Hora del día |
|----------------------------------|----------------|---------------|--------------|
| (98) JULIÁN ESTEPA MOLERO | | | |
| 1 | | | 9:48:41.923 |



SEGUNDA PRUEBA - VILLANUEVA DE CÓRDOBA

2. MX2 AFICIONADOS

Los Barreros 0,000 km

Cronometrados MX2 AFICIONADOS

10/04/2022 09:20

Clasificación (15:00 Tiempo) iniciado a 9:47:38

| Vuelta | Tempo de vuelta | Dif. resp. 1° | Hora del día |
|--------|-----------------|---------------|--------------|
| 2 | 1:51.361 | +12.206 | 9:50:33.284 |
| 3 | 1:44.465 | +5.310 | 9:52:17.749 |
| 4 | 1:42.297 | +3.142 | 9:54:00.046 |
| 5 | 1:45.436 | +6.281 | 9:55:45.482 |
| 6 | 1:40.265 | +1.110 | 9:57:25.747 |
| 7 | 1:39.155 | | 9:59:04.902 |
| 8 | 1:49.602 | +10.447 | 10:00:54.504 |

(661) YONATAN CALIZ VILLENA

| | | | |
|---|-----------------|--------|--------------|
| 1 | | | 9:48:22.120 |
| 2 | 1:46.626 | +7.443 | 9:50:08.746 |
| 3 | 1:42.597 | +3.414 | 9:51:51.343 |
| 4 | 1:39.271 | +0.088 | 9:53:30.614 |
| 5 | 1:39.183 | | 9:55:09.797 |
| 6 | 1:39.887 | +0.704 | 9:56:49.684 |
| 7 | 1:40.178 | +0.995 | 9:58:29.862 |
| 8 | 1:42.974 | +3.791 | 10:00:12.836 |
| 9 | 1:46.844 | +7.661 | 10:01:59.680 |

(94) IVÁN BAYARRI PEÑEÑORI

| | | | |
|---|-----------------|---------|--------------|
| 1 | | | 9:49:09.096 |
| 2 | 1:53.449 | +13.182 | 9:51:02.545 |
| 3 | 1:41.671 | +1.404 | 9:52:44.216 |
| 4 | 1:40.267 | | 9:54:24.483 |
| 5 | 1:40.555 | +0.288 | 9:56:05.038 |
| 6 | 1:40.535 | +0.268 | 9:57:45.573 |
| 7 | 1:43.138 | +2.871 | 9:59:28.711 |
| 8 | 1:45.180 | +4.913 | 10:01:13.891 |

(528) GERARDO SAAVEDRA REYES

| | | | |
|---|-----------------|---------|--------------|
| 1 | | | 9:48:34.301 |
| 2 | 1:45.145 | +4.784 | 9:50:19.446 |
| 3 | 2:04.306 | +23.945 | 9:52:23.752 |
| 4 | 1:43.921 | +3.560 | 9:54:07.673 |
| 5 | 1:40.361 | | 9:55:48.034 |
| 6 | 1:47.116 | +6.755 | 9:57:35.150 |
| 7 | 1:43.216 | +2.855 | 9:59:18.366 |
| 8 | 1:44.982 | +4.621 | 10:01:03.348 |

(39) PEDRO MANTAS HORCAS

| | | | |
|---|-----------------|---------|--------------|
| 1 | | | 9:49:07.665 |
| 2 | 1:53.672 | +11.637 | 9:51:01.337 |
| 3 | 1:44.411 | +2.376 | 9:52:45.748 |
| 4 | 1:43.921 | +1.886 | 9:54:29.669 |
| 5 | 1:42.035 | | 9:56:11.704 |
| 6 | 1:45.268 | +3.233 | 9:57:56.972 |
| 7 | 1:47.419 | +5.384 | 9:59:44.391 |
| 8 | 1:49.027 | +6.992 | 10:01:33.418 |

(258) JOSE ANTONIO CARMONA FERNANDEZ

| | | | |
|---|-----------------|---------|--------------|
| 1 | | | 9:48:01.586 |
| 2 | 1:45.964 | +2.749 | 9:49:47.550 |
| 3 | 1:44.819 | +1.604 | 9:51:32.369 |
| 4 | 1:43.215 | | 9:53:15.584 |
| 5 | 1:44.570 | +1.355 | 9:55:00.154 |
| 6 | 1:48.902 | +5.687 | 9:56:49.056 |
| 7 | 2:00.199 | +16.984 | 9:58:49.255 |
| 8 | 1:48.134 | +4.919 | 10:00:37.389 |

(7) JAVIER SÁNCHEZ TERUEL

| | | | |
|---|-----------------|---------|-------------|
| 1 | | | 9:48:45.255 |
| 2 | 2:01.463 | +18.161 | 9:50:46.718 |
| 3 | 1:48.913 | +5.611 | 9:52:35.631 |
| 4 | 1:45.403 | +2.101 | 9:54:21.034 |
| 5 | 1:43.302 | | 9:56:04.336 |
| 6 | 1:49.910 | +6.608 | 9:57:54.246 |

| Vuelta | Tempo de vuelta | Dif. resp. 1° | Hora del día |
|--------|-----------------|---------------|--------------|
| 7 | 1:50.693 | +7.391 | 9:59:44.939 |
| 8 | 1:55.018 | +11.716 | 10:01:39.957 |

(420) ANTONIO VILLENA PEREZ

| | | | |
|---|-----------------|--------|--------------|
| 1 | | | 9:48:36.148 |
| 2 | 1:50.530 | +6.931 | 9:50:26.678 |
| 3 | 1:43.599 | | 9:52:10.277 |
| 4 | 1:49.067 | +5.468 | 9:53:59.344 |
| 5 | 1:48.187 | +4.588 | 9:55:47.531 |
| 6 | 1:50.313 | +6.714 | 9:57:37.844 |
| 7 | 1:48.716 | +5.117 | 9:59:26.560 |
| 8 | 1:49.526 | +5.927 | 10:01:16.086 |

(217) SALVADOR ALONSO HEREDIA

| | | | |
|---|-----------------|--------|--------------|
| 1 | | | 9:48:25.335 |
| 2 | 1:52.329 | +7.782 | 9:50:17.664 |
| 3 | 1:48.200 | +3.653 | 9:52:05.864 |
| 4 | 1:46.131 | +1.584 | 9:53:51.995 |
| 5 | 1:44.547 | | 9:55:36.542 |
| 6 | 1:46.160 | +1.613 | 9:57:22.702 |
| 7 | 1:46.482 | +1.935 | 9:59:09.184 |
| 8 | 1:46.177 | +1.630 | 10:00:55.361 |

(29) FRANCISCO GARCIA SILLERO

| | | | |
|---|-----------------|---------|--------------|
| 1 | | | 9:48:48.220 |
| 2 | 1:57.112 | +12.341 | 9:50:45.332 |
| 3 | 1:46.933 | +2.162 | 9:52:32.265 |
| 4 | 1:44.771 | | 9:54:17.036 |
| 5 | 1:45.322 | +0.551 | 9:56:02.358 |
| 6 | 1:45.451 | +0.680 | 9:57:47.809 |
| 7 | 1:50.826 | +6.055 | 9:59:38.635 |
| 8 | 1:53.925 | +9.154 | 10:01:32.560 |

(380) ALVARO MUÑOZ GONZÁLEZ

| | | | |
|---|-----------------|---------|--------------|
| 1 | | | 9:48:10.496 |
| 2 | 2:02.727 | +17.663 | 9:50:13.223 |
| 3 | 1:51.327 | +6.263 | 9:52:04.550 |
| 4 | 1:53.690 | +8.626 | 9:53:58.240 |
| 5 | 1:46.608 | +1.544 | 9:55:44.848 |
| 6 | 1:47.933 | +2.869 | 9:57:32.781 |
| 7 | 1:46.791 | +1.727 | 9:59:19.572 |
| 8 | 1:45.064 | | 10:01:04.636 |

(171) ADRIAN PUENTE PIMENTEL


| | | | |
|---|-----------------|--------|--------------|
| 1 | | | 9:49:03.193 |
| 2 | 1:50.467 | +4.821 | 9:50:53.660 |
| 3 | 1:49.702 | +4.056 | 9:52:43.362 |
| 4 | 1:47.519 | +1.873 | 9:54:30.881 |
| 5 | 1:45.646 | | 9:56:16.527 |
| 6 | 1:47.485 | +1.839 | 9:58:04.012 |
| 7 | 1:52.365 | +6.719 | 9:59:56.377 |
| 8 | 1:46.936 | +1.290 | 10:01:43.313 |

(16) JUAN ANTONIO SILES MUDARRA

| | | | |
|---|-----------------|--------|--------------|
| 1 | | | 9:49:01.965 |
| 2 | 1:54.217 | +8.284 | 9:50:56.182 |
| 3 | 1:48.137 | +2.204 | 9:52:44.319 |
| 4 | 1:48.414 | +2.481 | 9:54:32.733 |
| 5 | 1:49.831 | +3.898 | 9:56:22.564 |
| 6 | 1:45.933 | | 9:58:08.497 |
| 7 | 1:48.631 | +2.698 | 9:59:57.128 |
| 8 | 1:47.612 | +1.679 | 10:01:44.740 |

(240) ARMANDO MUÑOZ GORDILLO

| | | | |
|---|----------|--------|-------------|
| 1 | | | 9:49:05.918 |
| 2 | 1:54.400 | +7.830 | 9:51:00.318 |





SEGUNDA PRUEBA - VILLANUEVA DE CÓRDOBA

Vuelta a vuelta

2. MX2 AFICIONADOS

Los Barreros 0,000 km

Cronometrados MX2 AFICIONADOS

10/04/2022 09:20

Clasificación (15:00 Tiempo) iniciado a 9:47:38

| Competidores | Vueltas | | | | | | | | |
|--------------------------------------|---------|-----|-----|-----|-----|-----|-----|-----|-----|
| | 1 | 2 | 3 | 4 | 5 | 6 | 7 | 8 | 9 |
| JULIAN MATEO SIERRA (727) | 1 | 727 | 727 | 727 | 727 | 727 | 727 | 727 | 17 |
| JOSE FRANCISCO MADUEÑO VIDAL (921) | 2 | 921 | 115 | 115 | 921 | 921 | 115 | 115 | 242 |
| JOSE ANTONIO CARMONA FERNANDEZ (258) | 3 | 258 | 921 | 921 | 17 | 115 | 17 | 17 | 92 |
| JOSEMANUEL HEREDIA CARMONA (115) | 4 | 115 | 17 | 17 | 115 | 17 | 242 | 242 | 28 |
| MIGUEL ANGEL ARAGON GALLARDO (17) | 5 | 17 | 258 | 36 | 36 | 36 | 36 | 92 | 36 |
| ALVARO MUÑOZ GONZÁLEZ (380) | 6 | 380 | 36 | 258 | 258 | 92 | 92 | 36 | 661 |
| JUAN MATILLAS (36) | 7 | 36 | 92 | 92 | 92 | 242 | 170 | 28 | 115 |
| JAVIER SAUCEDO CORNEJO (170) | 8 | 170 | 170 | 170 | 242 | 258 | 28 | 661 | 661 |
| RAFAEL SANCHEZ CANO (86) | 9 | 86 | 86 | 242 | 170 | 170 | 258 | 86 | 854 |
| JUAN FRANCISCO CARRETERO MORAL (92) | 10 | 92 | 661 | 86 | 86 | 86 | 86 | 854 | 258 |
| YONATAN CALIZ VILLENA (661) | 11 | 661 | 242 | 661 | 661 | 28 | 661 | 52 | 86 |
| SALVADOR ALONSO HEREDIA (217) | 12 | 217 | 380 | 854 | 28 | 661 | 854 | 258 | 52 |
| SERGIO ATENCIA CARO (242) | 13 | 242 | 854 | 28 | 854 | 854 | 2 | 2 | 30 |
| JUAN ANTONIO CAVILLA PONS (338) | 14 | 338 | 217 | 380 | 338 | 338 | 52 | 379 | 2 |
| DAVID CABELLO GALLARDO (854) | 15 | 854 | 338 | 217 | 217 | 2 | 338 | 338 | 98 |
| GERARDO SAAVEDRA REYES (528) | 16 | 528 | 528 | 338 | 2 | 52 | 379 | 98 | 217 |
| ANTONIO VILLENA PEREZ (420) | 17 | 420 | 28 | 420 | 52 | 217 | 217 | 30 | 338 |
| ANTONIO MANUEL AVILA OLMO (28) | 18 | 28 | 420 | 2 | 380 | 379 | 98 | 170 | 146 |
| CHRISTOPHER MOLINA MORENO (85) | 19 | 85 | 93 | 52 | 420 | 380 | 146 | 146 | 528 |
| ANTONIO JESUS GELO ARNEDEO (93) | 20 | 93 | 2 | 98 | 98 | 98 | 30 | 217 | 380 |
| JULIÁN ESTEPA MOLERO (98) | 21 | 98 | 85 | 93 | 379 | 420 | 380 | 528 | 6 |
| HILARIO RAMOS GALVEZ (379) | 22 | 379 | 98 | 85 | 528 | 528 | 528 | 380 | 94 |
| JAVIER SÁNCHEZ TERUEL (7) | 23 | 7 | 52 | 528 | 93 | 517 | 420 | 6 | 170 |
| SEBASTIAN CAÑADAS PEREZ (52) | 24 | 52 | 379 | 379 | 146 | 146 | 94 | 420 | 420 |
| JORGE RODRIGUEZ LOPEZ (2) | 25 | 2 | 30 | 30 | 30 | 30 | 6 | 94 | 29 |
| FRANCISCO GARCIA SILLERO (29) | 26 | 29 | 29 | 146 | 517 | 93 | 29 | 29 | 39 |
| ALBERTO MESA GARRIDO (30) | 27 | 30 | 7 | 517 | 85 | 85 | 93 | 93 | 93 |
| DAVID LOZA MORALES (517) | 28 | 517 | 146 | 29 | 29 | 29 | 85 | 85 | 85 |
| DAVID JIMÉNEZ PÉREZ (6) | 29 | 6 | 517 | 6 | 7 | 7 | 7 | 39 | 379 |
| MARIO ARANDA AFAN DE RIBERA (146) | 30 | 146 | 6 | 7 | 6 | 94 | 39 | 7 | 921 |
| JUAN ANTONIO SILES MUDARRA (16) | 31 | 16 | 171 | 171 | 94 | 6 | 171 | 171 | 7 |
| ADRIAN PUENTE PIMENTEL (171) | 32 | 171 | 16 | 94 | 39 | 39 | 16 | 16 | 171 |
| ARMANDO MUÑOZ GORDILLO (240) | 33 | 240 | 240 | 16 | 171 | 171 | 921 | 921 | 16 |
| PEDRO MANTAS HORCAS (39) | 34 | 39 | 39 | 39 | 16 | 240 | 240 | 240 | 240 |
| IVÁN BAYARRI PEÑEÑORI (94) | 35 | 94 | 94 | 240 | 240 | 16 | 517 | 517 | |



SEGUNDA PRUEBA - VILLANUEVA DE CÓRDOBA

Clasificado por vueltas

2. MX2 AFICIONADOS

Los Barreros 0,000 km

1ª Manga MX2 AFICIONADOS

10/04/2022 11:20

Carrera iniciado a 11:25:55

| Pos. | Nº | Nombre | Puntos | Vueltas | Reg. Piloto | Total Tº | Dif. resp. 1º | Marca | Club |
|----------------|-----|--------------------------------|--------|---------|-------------|-----------|---------------|--------------------|------------------------------|
| 1 | 727 | JULIAN MATEO SIERRA | 25 | 11 | 26755-SE | 17:11.809 | | Yamaha | GAOTRANS |
| 2 | 242 | SERGIO ATENCIA CARO | 22 | 11 | 27000-SE | 17:23.102 | 11.293 | Yamaha | MC.CEUTA |
| 3 | 115 | JOSEMANUEL HEREDIA CARMONA | 20 | 11 | 26969-GR | 17:42.150 | 30.341 | KTM | EL ARENAL |
| 4 | 517 | DAVID LOZA MORALES | 18 | 11 | 26827-GR | 17:50.295 | 38.486 | Husqvarna | CD MOTOS CLASICAS ATARFE |
| 5 | 36 | JUAN MATILLAS | 16 | 11 | 26732-GR | 17:55.721 | 43.912 | Kawasaki | TEAM MATAS |
| 6 | 17 | MIGUEL ANGEL ARAGON GALLARDO | 15 | 11 | 26488-SE | 18:01.416 | 49.607 | KTM | MOTOCLUB LAS ZAGUILAS |
| 7 | 6 | DAVID JIMÉNEZ PÉREZ | 14 | 11 | 26938-GR | 18:02.247 | 50.438 | GASGAS | CD. Ruta Sur Mc. |
| 8 | 379 | HILARIO RAMOS GALVEZ | 13 | 11 | 27002-MA | 18:13.433 | 1:01.624 | Kawasaki 250f 2022 | MOTO CLUB PUERTO DE LA TORRE |
| 9 | 30 | ALBERTO MESA GARRIDO | 12 | 11 | 26989-CO | 18:17.532 | 1:05.723 | KTM | CD.MC. EL ARENAL |
| 10 | 28 | ANTONIO MANUEL AVILA OLMO | 11 | 11 | 26941-CO | 18:23.607 | 1:11.798 | Ktm | MOTOCLU ARENAL |
| 11 | 146 | MARIO ARANDA AFAN DE RIBERA | 10 | 11 | 26998-J | 18:36.450 | 1:24.641 | Kawasaki | MOTOR CLUB EL ARENAL |
| 12 | 2 | JORGE RODRIGUEZ LOPEZ | 9 | 11 | 26965-GR | 18:37.251 | 1:25.442 | Honda | MOTOS GRANADA JR |
| 13 | 854 | DAVID CABELLO GALLARDO | 8 | 11 | 26957-CO | 18:40.323 | 1:28.514 | Yamaha | ESCUADERIA ZAMBRANA |
| 14 | 92 | JUAN FRANCISCO CARRETERO MORAL | 7 | 11 | 27004-J | 18:42.013 | 1:30.204 | Kawasaki | CD BOX 77 MOTO CLUB |
| 15 | 921 | JOSE FRANCISCO MADUEÑO VIDAL | 6 | 11 | 26730-SE | 18:50.376 | 1:38.567 | Yamaha | MOTO CLUB CEUTA |
| 16 | 170 | JAVIER SAUCEDO CORNEJO | 5 | 11 | 27119-CO | 18:51.763 | 1:39.954 | Yamaha yzf250 | CD JAROCROSS |
| 17 | 661 | YONATAN CALIZ VILLENA | 4 | 11 | 26930-CO | 18:52.123 | 1:40.314 | Kawasaki | MC. CLUB EL ARENAL |
| 18 | 86 | RAFAEL SANCHEZ CANO | 3 | 11 | 26945-CO | 18:53.029 | 1:41.220 | KTM | ARENAL |
| 19 | 98 | JULIÁN ESTEPA MOLERO | 2 | 10 | 26944-CO | 17:22.724 | 1 Vuelta | Fantic | TEAM AGUACATE |
| 20 | 7 | JAVIER SÁNCHEZ TERUEL | 1 | 10 | 26876-MA | 17:34.227 | 1 Vuelta | Kawasaki | MOTOS ORTIZ |
| 21 | 29 | FRANCISCO GARCIA SILLERO | 0 | 10 | 26802-CO | 17:34.702 | 1 Vuelta | Husqvarna | C.D. JAROCROSS |
| 22 | 171 | ADRIAN PUENTE PIMENTEL | 0 | 10 | 26999-GR | 17:46.131 | 1 Vuelta | Kawasaki koxf | MOTOCLUBELPOZOGUADIX |
| 23 | 39 | PEDRO MANTAS HORCAS | 0 | 10 | 27126-CO | 17:48.522 | 1 Vuelta | Honda | C.D. JAROCROSS |
| 24 | 380 | ALVARO MUÑOZ GONZÁLEZ | 0 | 10 | 27124-MA | 17:55.538 | 1 Vuelta | Kawasaki | ZAMBRANA |
| 25 | 85 | CHRISTOPHER MOLINA MORENO | 0 | 10 | 26982-GR | 17:59.185 | 1 Vuelta | Kawasaki | CD.RUTASUR.MC |
| 26 | 94 | IVÁN BAYARRI PEÑEÑORI | 0 | 10 | 26985-MA | 18:01.093 | 1 Vuelta | Honda | C.D. JAROCROSS |
| 27 | 528 | GERARDO SAAVEDRA REYES | 0 | 10 | 26753-GR | 18:05.665 | 1 Vuelta | Honda | TEAM MATAS |
| 28 | 338 | JUAN ANTONIO CAVILLA PONS | 0 | 10 | 26600-ML | 18:18.943 | 1 Vuelta | Gas gas | FED. MELILLENSE |
| 29 | 258 | JOSE ANTONIO CARMONA FERNANDEZ | 0 | 10 | 27133-GR | 18:22.817 | 1 Vuelta | Ktm | EL ARENAL |
| 30 | 93 | ANTONIO JESUS GELO ARNEDO | 0 | 10 | 27129-SE | 18:39.684 | 1 Vuelta | Ktm | P.M ALMODÓVAR DEL RIO |
| 31 | 217 | SALVADOR ALONSO HEREDIA | 0 | 10 | 27001-SE | 18:50.518 | 1 Vuelta | Gas gas | MC.CEUTA |
| 32 | 16 | JUAN ANTONIO SILES MUDARRA | 0 | 10 | 26805-J | 18:55.500 | 1 Vuelta | Honda | GALDURIENSE |
| 33 | 240 | ARMANDO MUÑOZ GORDILLO | 0 | 10 | 26994-J | 18:57.538 | 1 Vuelta | Kawasaki | MOTO CLUB EL ARENAL |
| No clasificado | | | | | | | | | |
| NT | 52 | SEBASTIAN CAÑADAS PEREZ | 0 | 10 | 26593-ML | 16:09.746 | NT | GASGAS | TRT MOTORCYCLE |
| NT | 420 | ANTONIO VILLENA PEREZ | 0 | 8 | 26954-CO | 14:27.667 | NT | Kawasaki | MOTO CLUB EL ARENAL |

| Márgen de victoria | Velocidad media | Mejor tº de vuelta | Mejor Vel. | Mejor vuelta para |
|--------------------|-----------------|--------------------|------------|---------------------------|
| 11.293 | - | 1:28.882 | - | 727 - JULIAN MATEO SIERRA |

Cronometraje

Orbits





SEGUNDA PRUEBA - VILLANUEVA DE CÓRDOBA

2. MX2 AFICIONADOS

Los Barreros 0,00 km

1ª Manga MX2 AFICIONADOS

10/04/2022 11:20

Carrera iniciado a 11:25:55

| Vuelta | Tempo de vuelta | Dif. resp. 1° | Hora del día |
|----------------------------------|-----------------|---------------|--------------|
| (727) JULIAN MATEO SIERRA | | | |
| 1 | 1:28.882 | | 11:27:35.310 |
| 2 | 1:29.109 | +0.227 | 11:29:04.419 |
| 3 | 1:31.658 | +2.776 | 11:30:36.077 |
| 4 | 1:30.438 | +1.556 | 11:32:06.515 |
| 5 | 1:31.556 | +2.674 | 11:33:38.071 |
| 6 | 1:33.509 | +4.627 | 11:35:11.580 |
| 7 | 1:34.376 | +5.494 | 11:36:45.956 |
| 8 | 1:34.125 | +5.243 | 11:38:20.081 |
| 9 | 1:34.013 | +5.131 | 11:39:54.094 |
| 10 | 1:33.904 | +5.022 | 11:41:27.998 |
| 11 | 1:39.739 | +10.857 | 11:43:07.737 |

| Vuelta | Tempo de vuelta | Dif. resp. 1° | Hora del día |
|----------------------------------|-----------------|---------------|--------------|
| (242) SERGIO ATENCIA CARO | | | |
| 1 | 1:32.737 | +2.580 | 11:27:39.931 |
| 2 | 1:33.576 | +3.419 | 11:29:13.507 |
| 3 | 1:34.150 | +3.993 | 11:30:47.657 |
| 4 | 1:30.157 | | 11:32:17.814 |
| 5 | 1:30.909 | +0.752 | 11:33:48.723 |
| 6 | 1:33.468 | +3.311 | 11:35:22.191 |
| 7 | 1:34.062 | +3.905 | 11:36:56.253 |
| 8 | 1:33.161 | +3.004 | 11:38:29.414 |
| 9 | 1:35.206 | +5.049 | 11:40:04.620 |
| 10 | 1:37.526 | +7.369 | 11:41:42.146 |
| 11 | 1:36.884 | +6.727 | 11:43:19.030 |

| Vuelta | Tempo de vuelta | Dif. resp. 1° | Hora del día |
|---|-----------------|---------------|--------------|
| (115) JOSEMANUEL HEREDIA CARMONA | | | |
| 1 | 1:38.703 | +6.462 | 11:27:48.033 |
| 2 | 1:36.576 | +4.335 | 11:29:24.609 |
| 3 | 1:33.485 | +1.244 | 11:30:58.094 |
| 4 | 1:32.241 | | 11:32:30.335 |
| 5 | 1:32.919 | +0.678 | 11:34:03.254 |
| 6 | 1:32.333 | +0.092 | 11:35:35.587 |
| 7 | 1:35.070 | +2.829 | 11:37:10.657 |
| 8 | 1:36.515 | +4.274 | 11:38:47.172 |
| 9 | 1:34.655 | +2.414 | 11:40:21.827 |
| 10 | 1:35.598 | +3.357 | 11:41:57.425 |
| 11 | 1:40.653 | +8.412 | 11:43:38.078 |

| Vuelta | Tempo de vuelta | Dif. resp. 1° | Hora del día |
|---------------------------------|-----------------|---------------|--------------|
| (517) DAVID LOZA MORALES | | | |
| 1 | 1:37.766 | +5.381 | 11:27:47.071 |
| 2 | 1:33.726 | +1.341 | 11:29:20.797 |
| 3 | 1:32.655 | +0.270 | 11:30:53.452 |
| 4 | 1:33.211 | +0.826 | 11:32:26.663 |
| 5 | 1:32.385 | | 11:33:59.048 |
| 6 | 1:33.194 | +0.809 | 11:35:32.242 |
| 7 | 1:33.931 | +1.546 | 11:37:06.173 |
| 8 | 1:49.055 | +16.670 | 11:38:55.228 |
| 9 | 1:36.219 | +3.834 | 11:40:31.447 |
| 10 | 1:37.090 | +4.705 | 11:42:08.537 |
| 11 | 1:37.686 | +5.301 | 11:43:46.223 |

| Vuelta | Tempo de vuelta | Dif. resp. 1° | Hora del día |
|---------------------------|-----------------|---------------|--------------|
| (36) JUAN MATILLAS | | | |
| 1 | 1:40.475 | +6.828 | 11:27:47.973 |
| 2 | 1:36.309 | +2.662 | 11:29:24.282 |
| 3 | 1:36.907 | +3.260 | 11:31:01.189 |
| 4 | 1:33.647 | | 11:32:34.836 |
| 5 | 1:34.816 | +1.169 | 11:34:09.652 |
| 6 | 1:36.092 | +2.445 | 11:35:45.744 |
| 7 | 1:35.751 | +2.104 | 11:37:21.495 |
| 8 | 1:38.618 | +4.971 | 11:39:00.113 |
| 9 | 1:36.069 | +2.422 | 11:40:36.182 |
| 10 | 1:35.780 | +2.133 | 11:42:11.962 |
| 11 | 1:39.687 | +6.040 | 11:43:51.649 |

| Vuelta | Tempo de vuelta | Dif. resp. 1° | Hora del día |
|--|-----------------|---------------|--------------|
| (17) MIGUEL ANGEL ARAGON GALLARDO | | | |
| 1 | 1:44.685 | +9.333 | 11:27:52.821 |
| 2 | 1:37.215 | +1.863 | 11:29:30.036 |
| 3 | 1:36.842 | +1.490 | 11:31:06.878 |
| 4 | 1:35.352 | | 11:32:42.230 |
| 5 | 1:36.007 | +0.655 | 11:34:18.237 |
| 6 | 1:36.445 | +1.093 | 11:35:54.682 |
| 7 | 1:36.230 | +0.878 | 11:37:30.912 |
| 8 | 1:36.158 | +0.806 | 11:39:07.070 |
| 9 | 1:37.269 | +1.917 | 11:40:44.339 |
| 10 | 1:36.505 | +1.153 | 11:42:20.844 |
| 11 | 1:36.500 | +1.148 | 11:43:57.344 |

| Vuelta | Tempo de vuelta | Dif. resp. 1° | Hora del día |
|--------------------------------|-----------------|---------------|--------------|
| (6) DAVID JIMÉNEZ PÉREZ | | | |
| 1 | 1:33.805 | +1.119 | 11:27:41.009 |
| 2 | 1:41.073 | +8.387 | 11:29:22.082 |
| 3 | 1:34.573 | +1.887 | 11:30:56.655 |
| 4 | 1:32.686 | | 11:32:29.341 |
| 5 | 1:33.213 | +0.527 | 11:34:02.554 |
| 6 | 1:34.486 | +1.800 | 11:35:37.040 |
| 7 | 1:36.258 | +3.572 | 11:37:13.298 |
| 8 | 1:46.604 | +13.918 | 11:38:59.902 |
| 9 | 1:38.857 | +6.171 | 11:40:38.759 |
| 10 | 1:38.905 | +6.219 | 11:42:17.664 |
| 11 | 1:40.511 | +7.825 | 11:43:58.175 |

| Vuelta | Tempo de vuelta | Dif. resp. 1° | Hora del día |
|-----------------------------------|-----------------|---------------|--------------|
| (379) HILARIO RAMOS GALVEZ | | | |
| 1 | 1:43.972 | +9.359 | 11:27:55.974 |
| 2 | 1:37.402 | +2.789 | 11:29:33.376 |
| 3 | 1:37.784 | +3.171 | 11:31:11.160 |
| 4 | 1:36.496 | +1.883 | 11:32:47.656 |
| 5 | 1:35.274 | +0.661 | 11:34:22.930 |
| 6 | 1:34.613 | | 11:35:57.543 |
| 7 | 1:37.771 | +3.158 | 11:37:35.314 |
| 8 | 1:37.686 | +3.073 | 11:39:13.000 |
| 9 | 1:42.062 | +7.449 | 11:40:55.062 |
| 10 | 1:36.612 | +1.999 | 11:42:31.674 |
| 11 | 1:37.687 | +3.074 | 11:44:09.361 |

| Vuelta | Tempo de vuelta | Dif. resp. 1° | Hora del día |
|----------------------------------|-----------------|---------------|--------------|
| (30) ALBERTO MESA GARRIDO | | | |
| 1 | 1:35.934 | +0.770 | 11:27:43.482 |
| 2 | 1:35.164 | | 11:29:18.646 |
| 3 | 1:55.359 | +20.195 | 11:31:14.005 |
| 4 | 1:37.331 | +2.167 | 11:32:51.336 |
| 5 | 1:36.285 | +1.121 | 11:34:27.621 |
| 6 | 1:35.742 | +0.578 | 11:36:03.363 |
| 7 | 1:35.944 | +0.780 | 11:37:39.307 |
| 8 | 1:37.669 | +2.505 | 11:39:16.976 |
| 9 | 1:39.058 | +3.894 | 11:40:56.034 |
| 10 | 1:37.178 | +2.014 | 11:42:33.212 |
| 11 | 1:40.248 | +5.084 | 11:44:13.460 |

| Vuelta | Tempo de vuelta | Dif. resp. 1° | Hora del día |
|---------------------------------------|-----------------|---------------|--------------|
| (28) ANTONIO MANUEL AVILA OLMO | | | |
| 1 | 1:36.166 | +2.969 | 11:27:43.981 |
| 2 | 1:46.881 | +13.684 | 11:29:30.862 |
| 3 | 1:38.057 | +4.860 | 11:31:08.919 |
| 4 | 1:35.087 | +1.890 | 11:32:44.006 |
| 5 | 1:33.197 | | 11:34:17.203 |
| 6 | 1:33.423 | +0.226 | 11:35:50.626 |
| 7 | 1:46.358 | +13.161 | 11:37:36.984 |
| 8 | 1:36.897 | +3.700 | 11:39:13.881 |
| 9 | 1:37.825 | +4.628 | 11:40:51.706 |
| 10 | 1:35.593 | +2.396 | 11:42:27.299 |
| 11 | 1:52.236 | +19.039 | 11:44:19.535 |

| Vuelta | Tempo de vuelta | Dif. resp. 1° | Hora del día |
|--|-----------------|---------------|--------------|
| (146) MARIO ARANDA AFAN DE RIBERA | | | |

| Vuelta | Tempo de vuelta | Dif. resp. 1° | Hora del día |
|--------|-----------------|---------------|--------------|
| 1 | 1:40.087 | +4.184 | 11:27:49.129 |
| 2 | 1:36.762 | +0.859 | 11:29:25.891 |
| 3 | 1:35.903 | | 11:31:01.794 |
| 4 | 1:36.053 | +0.150 | 11:32:37.847 |
| 5 | 1:39.372 | +3.469 | 11:34:17.219 |
| 6 | 1:39.220 | +3.317 | 11:35:56.439 |
| 7 | 1:42.327 | +6.424 | 11:37:38.766 |
| 8 | 1:39.428 | +3.525 | 11:39:18.194 |
| 9 | 1:46.603 | +10.700 | 11:41:04.797 |
| 10 | 1:43.910 | +8.007 | 11:42:48.707 |
| 11 | 1:43.671 | +7.768 | 11:44:32.378 |

| Vuelta | Tempo de vuelta | Dif. resp. 1° | Hora del día |
|----------------------------------|-----------------|---------------|--------------|
| (2) JORGE RODRIGUEZ LOPEZ | | | |
| 1 | 1:40.508 | +4.707 | 11:27:49.230 |
| 2 | 1:37.935 | +2.134 | 11:29:27.165 |
| 3 | 1:35.801 | | 11:31:02.966 |
| 4 | 1:36.657 | +0.856 | 11:32:39.623 |
| 5 | 1:36.517 | +0.716 | 11:34:16.140 |
| 6 | 1:38.500 | +2.699 | 11:35:54.640 |
| 7 | 1:40.598 | +4.797 | 11:37:35.238 |
| 8 | 1:41.310 | +5.509 | 11:39:16.548 |
| 9 | 1:41.979 | +6.178 | 11:40:58.527 |
| 10 | 1:39.354 | +3.553 | 11:42:37.881 |
| 11 | 1:55.298 | +19.497 | 11:44:33.179 |

| Vuelta | Tempo de vuelta | Dif. resp. 1° | Hora del día |
|-------------------------------------|-----------------|---------------|--------------|
| (854) DAVID CABELLO GALLARDO | | | |
| 1 | 1:41.871 | +5.515 | 11:27:52.385 |
| 2 | 1:39.535 | +3.179 | 11:29:31.920 |
| 3 | 1:38.978 | +2.622 | 11:31:10.898 |
| 4 | 1:36.825 | +0.469 | 11:32:47.723 |
| 5 | 1:36.535 | +0.179 | 11:34:24.258 |
| 6 | 1:36.356 | | 11:36:00.614 |
| 7 | 1:47.549 | +11.193 | 11:37:48.163 |
| 8 | 1:41.417 | +5.061 | 11:39:29.580 |
| 9 | 1:42.085 | +5.729 | 11:41:11.665 |
| 10 | 1:42.145 | +5.789 | 11:42:53.810 |
| 11 | 1:42.441 | +6.085 | 11:44:36.251 |

| Vuelta | Tempo de vuelta | Dif. resp. 1° | Hora del día |
|--|-----------------|---------------|--------------|
| (92) JUAN FRANCISCO CARRETERO MORAL | | | |
| 1 | 1:43.284 | +4.608 | 11:27:53.749 |
| 2 | 1:38.676 | | 11:29:32.425 |
| 3 | 1:41.598 | +2.922 | 11:31:14.023 |
| 4 | 1:39.770 | +1.094 | 11:32:53.793 |
| 5 | 1:38.761 | +0.085 | 11:34:32.554 |
| 6 | 1:39.568 | +0.892 | 11:36:12.122 |
| 7 | 1:39.473 | +0.797 | 11:37:51.595 |
| 8 | 1:42.556 | +3.880 | 11:39:34.151 |
| 9 | 1:39.856 | +1.180 | 11:41:14.007 |
| 10 | 1:41.011 | +2.335 | 11:42:55.018 |
| 11 | 1:42.923 | +4.247 | 11:44:37.941 |

| Vuelta | Tempo de vuelta | Dif. resp. 1° | Hora del día |
|---|-----------------|---------------|--------------|
| (921) JOSE FRANCISCO MADUEÑO VIDAL | | | |
| 1 | 1:38.345 | +1.612 | 11:27:46.632 |
| 2 | 1:37.203 | +0.470 | 11:29:23.835 |
| 3 | 1:49.306 | +12.573 | 11:31:13.141 |
| 4 | 1:39.960 | +3.227 | 11:32:53.101 |
| 5 | 1:36.733 | | 11:34:29.834 |
| 6 | 1:37.862 | +1.129 | 11:36:07.696 |
| 7 | 1:38.090 | +1.357 | 11:37:45.786 |
| 8 | 1:37.017 | +0.284 | 11:39:22.803 |
| 9 | 1:38.607 | +1.874 | 11:41:01.410 |
| 10 | 1:37.304 | +0.571 | 11:42:38.714 |
| 11 | 2:07.500 | +30.857 | 11:44:46.304 |

| Vuelta | Tempo de vuelta | Dif. resp. 1° | Hora del día |
|-------------------------------------|-----------------|---------------|--------------|
| (170) JAVIER SAUCEDO CORNEJO | | | |
| 1 | 1:36.825 | | 11:27:44.818 |



SEGUNDA PRUEBA - VILLANUEVA DE CÓRDOBA

2. MX2 AFICIONADOS

Los Barreros 0,000 km

1ª Manga MX2 AFICIONADOS

10/04/2022 11:20

Carrera iniciado a 11:25:55

| Vuelta | empo de vuelta | Dif. resp. 1° | Hora del día |
|--------|----------------|---------------|--------------|
| 2 | 1:46.611 | +9.786 | 11:29:31.429 |
| 3 | 1:43.471 | +6.646 | 11:31:14.900 |
| 4 | 1:39.551 | +2.726 | 11:32:54.451 |
| 5 | 1:39.460 | +2.635 | 11:34:33.911 |
| 6 | 1:39.785 | +2.960 | 11:36:13.696 |
| 7 | 1:41.414 | +4.589 | 11:37:55.110 |
| 8 | 1:40.892 | +4.067 | 11:39:36.002 |
| 9 | 1:42.865 | +6.040 | 11:41:18.867 |
| 10 | 1:42.963 | +6.138 | 11:43:01.830 |
| 11 | 1:45.861 | +9.036 | 11:44:47.691 |

(661) YONATAN CALIZ VILLENA

| | | | |
|----|-----------------|---------|--------------|
| 1 | 1:43.117 | +5.716 | 11:27:51.973 |
| 2 | 1:39.093 | +1.692 | 11:29:31.066 |
| 3 | 1:39.091 | +1.690 | 11:31:10.157 |
| 4 | 1:38.923 | +1.522 | 11:32:49.080 |
| 5 | 1:37.401 | | 11:34:26.481 |
| 6 | 1:38.377 | +0.976 | 11:36:04.858 |
| 7 | 1:59.646 | +22.245 | 11:38:04.504 |
| 8 | 1:40.257 | +2.856 | 11:39:44.761 |
| 9 | 1:40.112 | +2.711 | 11:41:24.873 |
| 10 | 1:39.905 | +2.504 | 11:43:04.778 |
| 11 | 1:43.273 | +5.872 | 11:44:48.051 |

(86) RAFAEL SANCHEZ CANO

| | | | |
|----|-----------------|--------|--------------|
| 1 | 1:41.850 | +3.435 | 11:27:50.799 |
| 2 | 1:38.992 | +0.577 | 11:29:29.791 |
| 3 | 1:38.758 | +0.343 | 11:31:08.549 |
| 4 | 1:38.415 | | 11:32:46.964 |
| 5 | 1:39.272 | +0.857 | 11:34:26.236 |
| 6 | 1:40.912 | +2.497 | 11:36:07.148 |
| 7 | 1:44.044 | +5.629 | 11:37:51.192 |
| 8 | 1:43.036 | +4.621 | 11:39:34.228 |
| 9 | 1:42.862 | +4.447 | 11:41:17.090 |
| 10 | 1:43.678 | +5.263 | 11:43:00.768 |
| 11 | 1:48.189 | +9.774 | 11:44:48.957 |

(98) JULIÁN ESTEPA MOLERO

| | | | |
|----|-----------------|---------|--------------|
| 1 | 1:44.666 | +5.984 | 11:27:55.490 |
| 2 | 1:41.957 | +3.275 | 11:29:37.447 |
| 3 | 1:41.000 | +2.318 | 11:31:18.447 |
| 4 | 1:39.648 | +0.966 | 11:32:58.095 |
| 5 | 1:39.684 | +1.002 | 11:34:37.779 |
| 6 | 1:39.371 | +0.689 | 11:36:17.150 |
| 7 | 1:41.112 | +2.430 | 11:37:58.262 |
| 8 | 1:38.682 | | 11:39:36.944 |
| 9 | 2:00.738 | +22.056 | 11:41:37.682 |
| 10 | 1:40.970 | +2.288 | 11:43:18.652 |

(7) JAVIER SÁNCHEZ TERUEL

| | | | |
|----|-----------------|--------|--------------|
| 1 | 1:46.608 | +5.504 | 11:27:57.136 |
| 2 | 1:41.303 | +0.199 | 11:29:38.439 |
| 3 | 1:42.760 | +1.656 | 11:31:21.199 |
| 4 | 1:41.994 | +0.890 | 11:33:03.193 |
| 5 | 1:41.104 | | 11:34:44.297 |
| 6 | 1:44.046 | +2.942 | 11:36:28.343 |
| 7 | 1:44.141 | +3.037 | 11:38:12.484 |
| 8 | 1:45.051 | +3.947 | 11:39:57.535 |
| 9 | 1:45.927 | +4.823 | 11:41:43.462 |
| 10 | 1:46.693 | +5.589 | 11:43:30.155 |

(29) FRANCISCO GARCIA SILLERO

| | | | |
|---|-----------------|--------|--------------|
| 1 | 1:46.702 | +5.799 | 11:27:55.268 |
| 2 | 1:42.168 | +1.265 | 11:29:37.436 |
| 3 | 1:41.627 | +0.724 | 11:31:19.063 |
| 4 | 1:40.903 | | 11:32:59.966 |

| Vuelta | empo de vuelta | Dif. resp. 1° | Hora del día |
|--------|----------------|---------------|--------------|
| 5 | 1:45.452 | +4.549 | 11:34:45.418 |
| 6 | 1:43.852 | +2.949 | 11:36:29.270 |
| 7 | 1:44.148 | +3.245 | 11:38:13.418 |
| 8 | 1:47.753 | +6.850 | 11:40:01.171 |
| 9 | 1:43.510 | +2.607 | 11:41:44.681 |
| 10 | 1:45.949 | +5.046 | 11:43:30.630 |

(171) ADRIAN PUENTE PIMENTEL

| | | | |
|----|-----------------|--------|--------------|
| 1 | 1:48.178 | +4.251 | 11:27:59.592 |
| 2 | 1:44.373 | +0.446 | 11:29:43.965 |
| 3 | 1:44.615 | +0.688 | 11:31:28.580 |
| 4 | 1:44.954 | +1.027 | 11:33:13.534 |
| 5 | 1:44.642 | +0.715 | 11:34:58.176 |
| 6 | 1:44.742 | +0.815 | 11:36:42.918 |
| 7 | 1:45.751 | +1.824 | 11:38:28.669 |
| 8 | 1:44.713 | +0.786 | 11:40:13.382 |
| 9 | 1:44.750 | +0.823 | 11:41:58.132 |
| 10 | 1:43.927 | | 11:43:42.059 |

(39) PEDRO MANTAS HORCAS

| | | | |
|----|-----------------|--------|--------------|
| 1 | 1:49.043 | +8.767 | 11:28:01.139 |
| 2 | 1:40.276 | | 11:29:41.415 |
| 3 | 1:42.797 | +2.521 | 11:31:24.212 |
| 4 | 1:41.868 | +1.592 | 11:33:06.080 |
| 5 | 1:44.371 | +4.095 | 11:34:50.451 |
| 6 | 1:46.419 | +6.143 | 11:36:36.870 |
| 7 | 1:46.692 | +6.416 | 11:38:23.562 |
| 8 | 1:47.347 | +7.071 | 11:40:10.909 |
| 9 | 1:45.514 | +5.238 | 11:41:56.423 |
| 10 | 1:48.027 | +7.751 | 11:43:44.450 |

(380) ALVARO MUÑOZ GONZÁLEZ

| | | | |
|----|-----------------|--------|--------------|
| 1 | 1:49.278 | +6.388 | 11:28:03.718 |
| 2 | 1:47.049 | +4.159 | 11:29:50.767 |
| 3 | 1:42.890 | | 11:31:33.657 |
| 4 | 1:44.607 | +1.717 | 11:33:18.264 |
| 5 | 1:45.285 | +2.395 | 11:35:03.549 |
| 6 | 1:44.539 | +1.649 | 11:36:48.088 |
| 7 | 1:43.907 | +1.017 | 11:38:31.995 |
| 8 | 1:44.029 | +1.139 | 11:40:16.024 |
| 9 | 1:49.141 | +6.251 | 11:42:05.165 |
| 10 | 1:46.301 | +3.411 | 11:43:51.466 |

(85) CHRISTOPHER MOLINA MORENO

| | | | |
|----|-----------------|--------|--------------|
| 1 | 1:51.935 | +8.624 | 11:28:03.078 |
| 2 | 1:43.311 | | 11:29:46.389 |
| 3 | 1:45.802 | +2.491 | 11:31:32.191 |
| 4 | 1:45.385 | +2.074 | 11:33:17.576 |
| 5 | 1:46.408 | +3.097 | 11:35:03.984 |
| 6 | 1:45.958 | +2.647 | 11:36:49.942 |
| 7 | 1:45.751 | +2.440 | 11:38:35.693 |
| 8 | 1:46.859 | +3.548 | 11:40:22.552 |
| 9 | 1:45.459 | +2.148 | 11:42:08.011 |
| 10 | 1:47.102 | +3.791 | 11:43:55.113 |

(94) IVÁN BAYARRI PEÑEÑORI

| | | | |
|----|-----------------|---------|--------------|
| 1 | 1:45.244 | +7.344 | 11:27:58.243 |
| 2 | 1:40.856 | +2.956 | 11:29:39.099 |
| 3 | 1:43.023 | +5.123 | 11:31:22.122 |
| 4 | 1:38.698 | +0.798 | 11:33:00.820 |
| 5 | 1:37.900 | | 11:34:38.720 |
| 6 | 1:39.436 | +1.536 | 11:36:18.156 |
| 7 | 1:40.891 | +2.991 | 11:37:59.047 |
| 8 | 1:39.531 | +1.631 | 11:39:38.578 |
| 9 | 1:41.027 | +3.127 | 11:41:19.605 |
| 10 | 2:37.416 | +59.516 | 11:43:57.021 |

(528) GERARDO SAAVEDRA REYES

| | | | |
|----|-----------------|---------|--------------|
| 1 | 1:47.808 | +6.997 | 11:28:19.884 |
| 2 | 1:53.475 | +12.664 | 11:30:13.359 |
| 3 | 1:40.811 | | 11:31:54.170 |
| 4 | 1:41.427 | +0.616 | 11:33:35.597 |
| 5 | 1:43.222 | +2.411 | 11:35:18.819 |
| 6 | 1:44.172 | +3.361 | 11:37:02.991 |
| 7 | 1:43.855 | +3.044 | 11:38:46.846 |
| 8 | 1:43.816 | +3.005 | 11:40:30.662 |
| 9 | 1:44.727 | +3.916 | 11:42:15.389 |
| 10 | 1:46.204 | +5.393 | 11:44:01.593 |

(338) JUAN ANTONIO CAVILLA PONS

| | | | |
|----|-----------------|---------|--------------|
| 1 | 2:08.805 | +28.669 | 11:28:19.073 |
| 2 | 1:40.136 | | 11:29:59.209 |
| 3 | 1:41.143 | +1.007 | 11:31:40.352 |
| 4 | 1:44.911 | +4.775 | 11:33:25.263 |
| 5 | 1:43.509 | +3.373 | 11:35:08.772 |
| 6 | 1:48.674 | +8.538 | 11:36:57.446 |
| 7 | 1:46.715 | +6.579 | 11:38:44.161 |
| 8 | 1:50.422 | +10.286 | 11:40:34.583 |
| 9 | 1:50.264 | +10.128 | 11:42:24.847 |
| 10 | 1:50.024 | +9.888 | 11:44:14.871 |

(258) JOSE ANTONIO CARMONA FERNANDEZ

| | | | |
|----|-----------------|---------|--------------|
| 1 | 1:41.729 | | 11:27:50.306 |
| 2 | 1:44.586 | +2.857 | 11:29:34.892 |
| 3 | 1:55.033 | +13.304 | 11:31:29.925 |
| 4 | 1:44.965 | +3.236 | 11:33:14.890 |
| 5 | 1:44.552 | +2.823 | 11:34:59.442 |
| 6 | 1:46.233 | +4.504 | 11:36:45.675 |
| 7 | 1:49.202 | +7.473 | 11:38:34.877 |
| 8 | 1:54.072 | +12.343 | 11:40:28.949 |
| 9 | 1:55.696 | +13.967 | 11:42:24.645 |
| 10 | 1:54.100 | +12.371 | 11:44:18.745 |

(93) ANTONIO JESUS GELO ARNEDEO

| | | | |
|----|-----------------|--------|--------------|
| 1 | 1:52.583 | +4.988 | 11:28:02.502 |
| 2 | 1:47.595 | | 11:29:50.097 |
| 3 | 1:48.985 | +1.390 | 11:31:39.082 |
| 4 | 1:48.608 | +1.013 | 11:33:27.690 |
| 5 | 1:48.687 | +1.092 | 11:35:16.377 |
| 6 | 1:53.239 | +5.644 | 11:37:09.616 |
| 7 | 1:55.688 | +8.093 | 11:39:05.304 |
| 8 | 1:49.874 | +2.279 | 11:40:55.178 |
| 9 | 1:50.309 | +2.714 | 11:42:45.487 |
| 10 | 1:50.125 | +2.530 | 11:44:35.612 |

(217) SALVADOR ALONSO HEREDIA

| | | | |
|----|-----------------|---------|--------------|
| 1 | 1:51.685 | +4.786 | 11:28:04.780 |
| 2 | 1:48.228 | +1.329 | 11:29:53.008 |
| 3 | 1:46.899 | | 11:31:39.907 |
| 4 | 2:06.612 | +19.713 | 11:33:46.519 |
| 5 | 1:49.392 | +2.493 | 11:35:35.911 |
| 6 | 1:47.799 | +0.900 | 11:37:23.710 |
| 7 | 1:48.939 | +2.040 | 11:39:12.649 |
| 8 | 1:51.453 | +4.554 | 11:41:04.102 |
| 9 | 1:49.940 | +3.041 | 11:42:54.042 |
| 10 | 1:52.404 | +5.505 | 11:44:46.446 |

(16) JUAN ANTONIO SILES MUDARRA

| | | | |
|---|-----------------|---------|--------------|
| 1 | 1:54.430 | +10.692 | 11:28:08.262 |
| 2 | 1:43.738 | | 11:29:52.000 |
| 3 | 1:45.327 | +1.589 | 11:31:37.327 |
| 4 | 1:45.304 | +1.566 | 11:33:22.631 |





SEGUNDA PRUEBA - VILLANUEVA DE CÓRDOBA

2. MX2 AFICIONADOS

Los Barreros 0,000 km

1ª Manga MX2 AFICIONADOS

10/04/2022 11:20

Carrera iniciado a 11:25:55

| Vuelta | Tempo de vuelta | Dif. resp. 1° | Hora del día |
|--------|-----------------|---------------|--------------|
| 5 | 2:00.503 | +16.765 | 11:35:23.134 |
| 6 | 1:47.704 | +3.966 | 11:37:10.838 |
| 7 | 1:53.601 | +9.863 | 11:39:04.439 |
| 8 | 2:05.557 | +21.819 | 11:41:09.996 |
| 9 | 1:48.993 | +5.255 | 11:42:58.989 |
| 10 | 1:52.439 | +8.701 | 11:44:51.428 |

(240) ARMANDO MUÑOZ GORDILLO

| | | | |
|----|-----------------|---------|--------------|
| 1 | 2:06.506 | +21.971 | 11:28:18.249 |
| 2 | 1:44.535 | | 11:30:02.784 |
| 3 | 1:44.927 | +0.392 | 11:31:47.711 |
| 4 | 1:50.007 | +5.472 | 11:33:37.718 |
| 5 | 1:50.378 | +5.843 | 11:35:28.096 |
| 6 | 2:01.306 | +16.771 | 11:37:29.402 |
| 7 | 1:51.132 | +6.597 | 11:39:20.534 |
| 8 | 1:50.296 | +5.761 | 11:41:10.830 |
| 9 | 1:49.586 | +5.051 | 11:43:00.416 |
| 10 | 1:53.050 | +8.515 | 11:44:53.466 |

(52) SEBASTIAN CAÑADAS PEREZ

| | | | |
|----|-----------------|--------|--------------|
| 1 | 1:32.699 | | 11:27:39.417 |
| 2 | 1:32.944 | +0.245 | 11:29:12.361 |
| 3 | 1:34.408 | +1.709 | 11:30:46.769 |
| 4 | 1:36.794 | +4.095 | 11:32:23.563 |
| 5 | 1:34.827 | +2.128 | 11:33:58.390 |
| 6 | 1:36.450 | +3.751 | 11:35:34.840 |
| 7 | 1:38.299 | +5.600 | 11:37:13.139 |
| 8 | 1:35.628 | +2.929 | 11:38:48.767 |
| 9 | 1:34.768 | +2.069 | 11:40:23.535 |
| 10 | 1:42.139 | +9.440 | 11:42:05.674 |

(420) ANTONIO VILLENA PEREZ

| | | | |
|---|-----------------|---------|--------------|
| 1 | 1:42.321 | +3.864 | 11:27:54.836 |
| 2 | 1:38.457 | | 11:29:33.293 |
| 3 | 1:54.565 | +16.108 | 11:31:27.858 |
| 4 | 1:41.253 | +2.796 | 11:33:09.111 |
| 5 | 1:43.735 | +5.278 | 11:34:52.846 |
| 6 | 1:42.749 | +4.292 | 11:36:35.595 |
| 7 | 1:52.034 | +13.577 | 11:38:27.629 |
| 8 | 1:55.966 | +17.509 | 11:40:23.595 |



SEGUNDA PRUEBA - VILLANUEVA DE CÓRDOBA

Vuelta a vuelta

2. MX2 AFICIONADOS

Los Barreros 0,000 km

1ª Manga MX2 AFICIONADOS

10/04/2022 11:20

Carrera iniciado a 11:25:55

| Competidores | Vueltas | | | | | | | | | | | |
|--------------------------------------|---------|-----|-----|-----|-----|-----|-----|-----|-----|-----|-----|-----|
| | 0 | 1 | 2 | 3 | 4 | 5 | 6 | 7 | 8 | 9 | 10 | 11 |
| JULIAN MATEO SIERRA (727) | 1 | 727 | 727 | 727 | 727 | 727 | 727 | 727 | 727 | 727 | 727 | 727 |
| SEBASTIAN CAÑADAS PEREZ (52) | 2 | 52 | 52 | 52 | 52 | 242 | 242 | 242 | 242 | 242 | 242 | 242 |
| SERGIO ATENCIA CARO (242) | 3 | 242 | 242 | 242 | 242 | 52 | 52 | 517 | 517 | 115 | 115 | 115 |
| DAVID JIMÉNEZ PÉREZ (6) | 4 | 6 | 6 | 30 | 517 | 517 | 517 | 52 | 115 | 52 | 52 | 517 |
| JUAN MATILLAS (36) | 5 | 36 | 30 | 517 | 6 | 6 | 6 | 115 | 52 | 517 | 517 | 36 |
| ALBERTO MESA GARRIDO (30) | 6 | 30 | 28 | 6 | 115 | 115 | 115 | 6 | 6 | 6 | 36 | 17 |
| ANTONIO MANUEL AVILA OLMO (28) | 7 | 28 | 170 | 921 | 36 | 36 | 36 | 36 | 36 | 6 | 6 | 6 |
| JAVIER SAUCEDO CORNEJO (170) | 8 | 170 | 921 | 36 | 146 | 146 | 2 | 28 | 17 | 17 | 17 | 379 |
| MIGUEL ANGEL ARAGON GALLARDO (17) | 9 | 17 | 517 | 115 | 2 | 2 | 28 | 2 | 2 | 379 | 28 | 30 |
| JOSE FRANCISCO MADUEÑO VIDAL (921) | 10 | 921 | 36 | 146 | 17 | 17 | 146 | 17 | 379 | 28 | 379 | 28 |
| FRANCISCO GARCIA SILLERO (29) | 11 | 29 | 115 | 2 | 86 | 28 | 17 | 146 | 28 | 2 | 30 | 146 |
| JOSE ANTONIO CARMONA FERNANDEZ (258) | 12 | 258 | 146 | 86 | 28 | 86 | 379 | 379 | 146 | 30 | 2 | 2 |
| JORGE RODRIGUEZ LOPEZ (2) | 13 | 2 | 2 | 17 | 661 | 379 | 854 | 854 | 30 | 146 | 921 | 854 |
| YONATAN CALIZ VILLENA (661) | 14 | 661 | 258 | 28 | 854 | 854 | 86 | 30 | 921 | 921 | 146 | 92 |
| RAFAEL SANCHEZ CANO (86) | 15 | 86 | 86 | 661 | 379 | 661 | 661 | 854 | 854 | 854 | 854 | 921 |
| MARIO ARANDA AFAN DE RIBERA (146) | 16 | 146 | 661 | 170 | 921 | 30 | 30 | 86 | 86 | 92 | 92 | 170 |
| DAVID LOZA MORALES (517) | 17 | 517 | 854 | 854 | 30 | 921 | 921 | 92 | 86 | 86 | 86 | 661 |
| JOSEMANUEL HEREDIA CARMONA (115) | 18 | 115 | 17 | 92 | 92 | 92 | 92 | 170 | 170 | 170 | 170 | 86 |
| ANTONIO JESUS GELO ARNEDO (93) | 19 | 93 | 92 | 420 | 170 | 170 | 170 | 170 | 98 | 98 | 94 | 661 |
| JUAN ANTONIO CAVILLA PONS (338) | 20 | 338 | 420 | 379 | 98 | 98 | 98 | 98 | 94 | 94 | 661 | 98 |
| JUAN FRANCISCO CARRETERO MORAL (92) | 21 | 92 | 29 | 258 | 29 | 29 | 94 | 94 | 661 | 661 | 98 | 7 |
| DAVID CABELLO GALLARDO (854) | 22 | 854 | 98 | 29 | 7 | 94 | 7 | 7 | 7 | 7 | 7 | 29 |
| JAVIER SÁNCHEZ TERUEL (7) | 23 | 7 | 379 | 98 | 94 | 7 | 29 | 29 | 29 | 29 | 29 | 171 |
| JULIÁN ESTEPA MOLERO (98) | 24 | 98 | 7 | 7 | 39 | 39 | 39 | 420 | 39 | 39 | 39 | 39 |
| CHRISTOPHER MOLINA MORENO (85) | 25 | 85 | 94 | 94 | 420 | 420 | 420 | 39 | 420 | 171 | 171 | 380 |
| ADRIAN PUENTE PIMENTEL (171) | 26 | 171 | 171 | 39 | 171 | 171 | 171 | 171 | 171 | 380 | 380 | 85 |
| ARMANDO MUÑOZ GORDILLO (240) | 27 | 240 | 39 | 171 | 258 | 258 | 258 | 258 | 380 | 85 | 85 | 94 |
| HILARIO RAMOS GALVEZ (379) | 28 | 379 | 93 | 85 | 85 | 85 | 380 | 380 | 258 | 420 | 528 | 528 |
| PEDRO MANTAS HORCAS (39) | 29 | 39 | 85 | 93 | 380 | 380 | 85 | 85 | 85 | 258 | 258 | 338 |
| ANTONIO VILLENA PEREZ (420) | 30 | 420 | 380 | 380 | 16 | 16 | 338 | 338 | 338 | 528 | 338 | 258 |
| IVÁN BAYARRI PEÑEÑORI (94) | 31 | 94 | 217 | 16 | 93 | 338 | 93 | 528 | 528 | 338 | 93 | 93 |
| SALVADOR ALONSO HEREDIA (217) | 32 | 217 | 16 | 217 | 217 | 93 | 528 | 93 | 16 | 93 | 217 | 217 |
| JUAN ANTONIO SILES MUDARRA (16) | 33 | 16 | 240 | 338 | 338 | 528 | 16 | 16 | 93 | 217 | 16 | 16 |
| ALVARO MUÑOZ GONZÁLEZ (380) | 34 | 380 | 338 | 240 | 240 | 240 | 240 | 217 | 217 | 16 | 240 | 240 |
| GERARDO SAAVEDRA REYES (528) | 35 | 528 | 528 | 528 | 528 | 217 | 217 | 240 | 240 | 240 | | |

Cronometraje

Orbits





SEGUNDA PRUEBA - VILLANUEVA DE CÓRDOBA

Clasificado por vueltas

2. MX2 AFICIONADOS

Los Barreros 0,000 km

2ª Manga MX2 AFICIONADOS

10/04/2022 13:15

Carrera iniciado a 13:29:53

| Pos. | Nº | Nombre | Puntos | Vueltas | Reg. Piloto | Total Tº | Dif. resp. 1º | Marca | Club |
|----------------|-----|--------------------------------|--------|---------|-------------|-----------|---------------|--------------------|------------------------------|
| 1 | 242 | SERGIO ATENCIA CARO | 25 | 11 | 27000-SE | 17:53.023 | | Yamaha | MC.CEUTA |
| 2 | 517 | DAVID LOZA MORALES | 22 | 11 | 26827-GR | 17:54.778 | 1.755 | Husqvarna | CD MOTOS CLASICAS ATARFE |
| 3 | 727 | JULIAN MATEO SIERRA | 20 | 11 | 26755-SE | 17:56.221 | 3.198 | Yamaha | GAOTRANS |
| 4 | 17 | MIGUEL ANGEL ARAGON GALLARDO | 18 | 11 | 26488-SE | 18:32.668 | 39.645 | KTM | MOTOCLUB LAS ZAGUILAS |
| 5 | 36 | JUAN MATILLAS | 16 | 11 | 26732-GR | 18:44.508 | 51.485 | Kawasaki | TEAM MATAS |
| 6 | 30 | ALBERTO MESA GARRIDO | 15 | 11 | 26989-CO | 18:48.836 | 55.813 | KTM | CD.MC. EL ARENAL |
| 7 | 921 | JOSE FRANCISCO MADUEÑO VIDAL | 14 | 11 | 26730-SE | 18:51.044 | 58.021 | Yamaha | MOTO CLUB CEUTA |
| 8 | 146 | MARIO ARANDA AFAN DE RIBERA | 13 | 11 | 26998-J | 18:56.330 | 1:03.307 | Kawasaki | MOTOR CLUB EL ARENAL |
| 9 | 28 | ANTONIO MANUEL AVILA OLMO | 12 | 11 | 26941-CO | 18:57.389 | 1:04.366 | Ktm | MOTOCLU ARENAL |
| 10 | 2 | JORGE RODRIGUEZ LOPEZ | 11 | 11 | 26965-GR | 18:59.574 | 1:06.551 | Honda | MOTOS GRANADA JR |
| 11 | 854 | DAVID CABELLO GALLARDO | 10 | 11 | 26957-CO | 19:02.665 | 1:09.642 | Yamaha | ESCUADERIA ZAMBRANA |
| 12 | 6 | DAVID JIMÉNEZ PÉREZ | 9 | 11 | 26938-GR | 19:04.237 | 1:11.214 | GASGAS | CD. Ruta Sur Mc. |
| 13 | 92 | JUAN FRANCISCO CARRETERO MORAL | 8 | 11 | 27004-J | 19:24.285 | 1:31.262 | Kawasaki | CD BOX 77 MOTO CLUB |
| 14 | 528 | GERARDO SAAVEDRA REYES | 7 | 11 | 26753-GR | 19:26.093 | 1:33.070 | Honda | TEAM MATAS |
| 15 | 98 | JULIÁN ESTEPA MOLERO | 6 | 11 | 26944-CO | 19:29.514 | 1:36.491 | Fantic | TEAM AGUACATE |
| 16 | 661 | YONATAN CALIZ VILLENA | 5 | 11 | 26930-CO | 19:39.705 | 1:46.682 | Kawasaki | MC. CLUB EL ARENAL |
| 17 | 338 | JUAN ANTONIO CAVILLA PONS | 4 | 10 | 26600-ML | 18:13.354 | 1 Vuelta | Gas gas | FED. MELILLENSE |
| 18 | 52 | SEBASTIAN CAÑADAS PEREZ | 3 | 10 | 26593-ML | 18:13.770 | 1 Vuelta | GASGAS | TRT MOTORCYCLE |
| 19 | 29 | FRANCISCO GARCIA SILLERO | 2 | 10 | 26802-CO | 18:18.791 | 1 Vuelta | Husqvarna | C.D. JAROCROSS |
| 20 | 171 | ADRIAN PUENTE PIMENTEL | 1 | 10 | 26999-GR | 18:19.639 | 1 Vuelta | Kawasaki kxf | MOTOCLUBELPOZOGUADIX |
| 21 | 7 | JAVIER SÁNCHEZ TERUEL | 0 | 10 | 26876-MA | 18:22.205 | 1 Vuelta | Kawasaki | MOTOS ORTIZ |
| 22 | 85 | CHRISTOPHER MOLINA MORENO | 0 | 10 | 26982-GR | 18:24.725 | 1 Vuelta | Kawasaki | CD.RUTASUR.MC |
| 23 | 86 | RAFAEL SANCHEZ CANO | 0 | 10 | 26945-CO | 18:26.509 | 1 Vuelta | KTM | ARENAL |
| 24 | 380 | ALVARO MUÑOZ GONZÁLEZ | 0 | 10 | 27124-MA | 18:37.715 | 1 Vuelta | Kawasaki | ZAMBRANA |
| 25 | 39 | PEDRO MANTAS HORCAS | 0 | 10 | 27126-CO | 18:50.373 | 1 Vuelta | Honda | C.D. JAROCROSS |
| 26 | 240 | ARMANDO MUÑOZ GORDILLO | 0 | 10 | 26994-J | 19:08.957 | 1 Vuelta | Kawasaki | MOTO CLUB EL ARENAL |
| 27 | 93 | ANTONIO JESUS GELO ARNEDO | 0 | 10 | 27129-SE | 19:10.331 | 1 Vuelta | Ktm | P.M ALMODÓVAR DEL RIO |
| 28 | 258 | JOSE ANTONIO CARMONA FERNANDEZ | 0 | 10 | 27133-GR | 19:17.246 | 1 Vuelta | Ktm | EL ARENAL |
| 29 | 420 | ANTONIO VILLENA PEREZ | 0 | 10 | 26954-CO | 19:17.839 | 1 Vuelta | Kawasaki | MOTO CLUB EL ARENAL |
| 30 | 16 | JUAN ANTONIO SILES MUDARRA | 0 | 10 | 26805-J | 19:22.932 | 1 Vuelta | Honda | GALDURIENSE |
| 31 | 217 | SALVADOR ALONSO HEREDIA | 0 | 10 | 27001-SE | 19:28.361 | 1 Vuelta | Gas gas | MC.CEUTA |
| 32 | 170 | JAVIER SAUCEDO CORNEJO | 0 | 10 | 27119-CO | 19:44.281 | 1 Vuelta | Yamaha yzf250 | CD JAROCROSS |
| No clasificado | | | | | | | | | |
| NT | 94 | IVÁN BAYARRI PEÑEÑORI | 0 | 7 | 26985-MA | 12:35.220 | NT | Honda | C.D. JAROCROSS |
| NT | 379 | HILARIO RAMOS GALVEZ | 0 | 4 | 27002-MA | 8:55.420 | NT | Kawasaki 250f 2022 | MOTO CLUB PUERTO DE LA TORRE |
| NT | 115 | JOSEMANUEL HEREDIA CARMONA | 0 | 3 | 26969-GR | 5:52.570 | NT | KTM | EL ARENAL |

| Márgen de victoria | Velocidad media | Mejor tº de vuelta | Mejor Vel. | Mejor vuelta para |
|--------------------|-----------------|--------------------|------------|---------------------------|
| 1.755 | - | 1:32.192 | - | 242 - SERGIO ATENCIA CARO |

Cronometraje

Orbits





SEGUNDA PRUEBA - VILLANUEVA DE CÓRDOBA

2. MX2 AFICIONADOS

Los Barreros 0,000 km

2ª Manga MX2 AFICIONADOS

10/04/2022 13:15

Carrera iniciado a 13:29:53

| Vuelta | Tempo de vuelta | Dif. resp. 1° | Hora del día |
|--------|-----------------|---------------|--------------|
| 7 | 1:57.648 | +13.680 | 13:43:44.452 |
| 8 | 1:57.002 | +13.034 | 13:45:41.454 |
| 9 | 1:59.667 | +15.699 | 13:47:41.121 |
| 10 | 1:57.058 | +13.090 | 13:49:38.179 |

(94) IVÁN BAYARRI PEÑEÑORI

| | | | |
|---|-----------------|--------|--------------|
| 1 | 1:52.147 | +9.877 | 13:32:00.628 |
| 2 | 1:45.509 | +3.239 | 13:33:46.137 |
| 3 | 1:42.270 | | 13:35:28.407 |
| 4 | 1:44.182 | +1.912 | 13:37:12.589 |
| 5 | 1:45.783 | +3.513 | 13:38:58.372 |
| 6 | 1:44.843 | +2.573 | 13:40:43.215 |
| 7 | 1:45.903 | +3.633 | 13:42:29.118 |

(379) HILARIO RAMOS GALVEZ

| | | | |
|---|-----------------|-----------|--------------|
| 1 | 1:36.452 | +1.202 | 13:31:41.550 |
| 2 | 1:35.250 | | 13:33:16.800 |
| 3 | 1:36.107 | +0.857 | 13:34:52.907 |
| 4 | 3:56.411 | +2:21.161 | 13:38:49.318 |

(115) JOSEMANUEL HEREDIA CARMONA

| | | | |
|---|-----------------|--------|--------------|
| 1 | 1:32.520 | | 13:32:36.195 |
| 2 | 1:34.334 | +1.814 | 13:34:10.529 |
| 3 | 1:35.939 | +3.419 | 13:35:46.468 |

Vuelta Tempo de vuelta Dif. resp. 1° Hora del día

Vuelta Tempo de vuelta Dif. resp. 1° Hora del día



SEGUNDA PRUEBA - VILLANUEVA DE CÓRDOBA

Vuelta a vuelta

2. MX2 AFICIONADOS

Los Barreros 0,000 km

2ª Manga MX2 AFICIONADOS

10/04/2022 13:15

Carrera iniciado a 13:29:53

| Competidores | Vueltas | | | | | | | | | | | |
|--------------------------------------|---------|-----|-----|-----|-----|-----|-----|-----|-----|-----|-----|-----|
| | 0 | 1 | 2 | 3 | 4 | 5 | 6 | 7 | 8 | 9 | 10 | 11 |
| SERGIO ATENCIA CARO (242) | 1 | 242 | 242 | 242 | 242 | 242 | 242 | 242 | 242 | 242 | 242 | 242 |
| DAVID JIMÉNEZ PÉREZ (6) | 2 | 6 | 146 | 379 | 379 | 517 | 727 | 517 | 517 | 517 | 517 | 517 |
| JUAN MATILLAS (36) | 3 | 36 | 379 | 146 | 6 | 727 | 517 | 727 | 727 | 727 | 727 | 727 |
| MARIO ARANDA AFAN DE RIBERA (146) | 4 | 146 | 6 | 6 | 517 | 146 | 146 | 17 | 17 | 17 | 17 | 17 |
| HILARIO RAMOS GALVEZ (379) | 5 | 379 | 36 | 36 | 146 | 17 | 17 | 36 | 36 | 36 | 36 | 36 |
| ANTONIO MANUEL AVILA OLMO (28) | 6 | 28 | 17 | 17 | 36 | 36 | 36 | 146 | 146 | 146 | 921 | 921 |
| JAVIER SÁNCHEZ TERUEL (7) | 7 | 7 | 28 | 517 | 17 | 921 | 921 | 921 | 921 | 30 | 30 | 921 |
| MIGUEL ANGEL ARAGON GALLARDO (17) | 8 | 17 | 921 | 921 | 727 | 854 | 30 | 30 | 30 | 921 | 146 | 146 |
| JOSE FRANCISCO MADUEÑO VIDAL (921) | 9 | 921 | 7 | 727 | 921 | 30 | 854 | 854 | 854 | 854 | 28 | 28 |
| JULIÁN ESTEPA MOLERO (98) | 10 | 98 | 30 | 854 | 30 | 2 | 2 | 2 | 2 | 2 | 28 | 854 |
| ALBERTO MESA GARRIDO (30) | 11 | 30 | 854 | 30 | 854 | 6 | 6 | 6 | 6 | 6 | 2 | 854 |
| JORGE RODRIGUEZ LOPEZ (2) | 12 | 2 | 2 | 2 | 2 | 86 | 28 | 28 | 28 | 28 | 6 | 6 |
| JUAN ANTONIO CAVILLA PONS (338) | 13 | 338 | 517 | 7 | 86 | 28 | 528 | 528 | 528 | 528 | 528 | 92 |
| FRANCISCO GARCIA SILLERO (29) | 14 | 29 | 170 | 86 | 528 | 528 | 92 | 92 | 92 | 92 | 92 | 528 |
| JUAN FRANCISCO CARRETERO MORAL (92) | 15 | 92 | 86 | 528 | 28 | 52 | 98 | 98 | 98 | 98 | 98 | 98 |
| DAVID CABELLO GALLARDO (854) | 16 | 854 | 727 | 28 | 7 | 7 | 86 | 661 | 661 | 661 | 661 | 661 |
| JOSE ANTONIO CARMONA FERNANDEZ (258) | 17 | 258 | 528 | 98 | 52 | 98 | 661 | 94 | 94 | 52 | 52 | 338 |
| JAVIER SAUCEDO CORNEJO (170) | 18 | 170 | 98 | 661 | 98 | 92 | 94 | 52 | 52 | 86 | 338 | 52 |
| GERARDO SAAVEDRA REYES (528) | 19 | 528 | 661 | 52 | 92 | 661 | 7 | 86 | 86 | 338 | 7 | 29 |
| RAFAEL SANCHEZ CANO (86) | 20 | 86 | 258 | 92 | 661 | 94 | 52 | 7 | 338 | 7 | 29 | 171 |
| CHRISTOPHER MOLINA MORENO (85) | 21 | 85 | 92 | 94 | 94 | 29 | 338 | 171 | 7 | 29 | 171 | 7 |
| IVÁN BAYARRI PEÑEÑORI (94) | 22 | 94 | 29 | 29 | 29 | 338 | 29 | 338 | 29 | 171 | 86 | 85 |
| ADRIAN PUENTE PIMENTEL (171) | 23 | 171 | 52 | 338 | 171 | 171 | 171 | 29 | 171 | 380 | 85 | 86 |
| JUAN ANTONIO SILES MUDARRA (16) | 24 | 16 | 94 | 171 | 338 | 380 | 380 | 380 | 380 | 85 | 380 | 380 |
| ANTONIO VILLENA PEREZ (420) | 25 | 420 | 338 | 380 | 380 | 85 | 85 | 85 | 85 | 420 | 420 | 39 |
| SEBASTIAN CAÑADAS PEREZ (52) | 26 | 52 | 171 | 85 | 85 | 258 | 420 | 420 | 420 | 39 | 39 | 240 |
| DAVID LOZA MORALES (517) | 27 | 517 | 85 | 258 | 258 | 39 | 258 | 39 | 39 | 258 | 240 | 93 |
| YONATAN CALIZ VILLENA (661) | 28 | 661 | 16 | 39 | 39 | 420 | 39 | 258 | 258 | 240 | 93 | 258 |
| ARMANDO MUÑOZ GORDILLO (240) | 29 | 240 | 380 | 16 | 420 | 170 | 16 | 16 | 240 | 93 | 258 | 420 |
| PEDRO MANTAS HORCAS (39) | 30 | 39 | 39 | 93 | 115 | 16 | 93 | 240 | 16 | 16 | 16 | 16 |
| ANTONIO JESUS GELO ARNEO (93) | 31 | 93 | 93 | 240 | 16 | 93 | 240 | 93 | 93 | 217 | 217 | 217 |
| SALVADOR ALONSO HEREDIA (217) | 32 | 217 | 240 | 420 | 170 | 240 | 217 | 217 | 217 | 170 | 170 | 170 |
| ALVARO MUÑOZ GONZÁLEZ (380) | 33 | 380 | 217 | 217 | 240 | 217 | 170 | 170 | 170 | | | |
| JULIAN MATEO SIERRA (727) | 34 | 727 | 420 | 170 | 93 | 379 | | | | | | |
| JOSEMANUEL HEREDIA CARMONA (115) | 35 | 115 | 115 | 115 | 217 | | | | | | | |

Cronometraje

Orbits






SEGUNDA PRUEBA - VILLANUEVA DE CÓRDOBA

2. MX2 AFICIONADOS

Los Barreros 0,000 km

GENERAL



| Pos. | Nº | Nombre | Total puntos | 1VIL | 2VIL | Registro del cocl | Marca | Club |
|------|-----|--------------------------------|--------------|------|------|-------------------|-----------------|------------------------------|
| 1 | 242 | SERGIO ATENCIA CARO | 47 | 22 | 25 | 27000-SE | Yamaha | MC.CEUTA |
| 2 | 727 | JULIAN MATEO SIERRA | 45 | 25 | 20 | 26755-SE | Yamaha | GAOTRANS |
| 3 | 517 | DAVID LOZA MORALES | 40 | 18 | 22 | 26827-GR | Husqvarna | CD MOTOS CLASICAS ATARFE |
| 4 | 17 | MIGUEL ANGEL ARAGON GALLARDO | 33 | 15 | 18 | 26488-SE | KTM | MOTOCUBO LAS ZAGUILAS |
| 5 | 36 | JUAN MATILLAS | 32 | 16 | 16 | 26732-GR | Kawasaki | TEAM MATAS |
| 6 | 30 | ALBERTO MESA GARRIDO | 27 | 12 | 15 | 26989-CO | KTM | CD.MC. EL ARENAL |
| 7 | 6 | DAVID JIMÉNEZ PÉREZ | 23 | 14 | 9 | 26938-GR | GASGAS | CD. Ruta Sur Mc. |
| 8 | 146 | MARIO ARANDA AFAN DE RIBERA | 23 | 10 | 13 | 26998-J | Kawasaki | MOTOR CLUB EL ARENAL |
| 9 | 28 | ANTONIO MANUEL AVILA OLMO | 23 | 11 | 12 | 26941-CO | Ktm | MOTOCUBO ARENAL |
| 10 | 115 | JOSEMANUEL HEREDIA CARMONA | 20 | 20 | 0 | 26969-GR | KTM | EL ARENAL |
| 11 | 921 | JOSE FRANCISCO MADUEÑO VIDAL | 20 | 6 | 14 | 26730-SE | Yamaha | MOTO CLUB CEUTA |
| 12 | 2 | JORGE RODRIGUEZ LOPEZ | 20 | 9 | 11 | 26965-GR | Honda | MOTOS GRANADA JR |
| 13 | 854 | DAVID CABELLO GALLARDO | 18 | 8 | 10 | 26957-CO | Yamaha | ESCUDERIA ZAMBRANA |
| 14 | 92 | JUAN FRANCISCO CARRETERO MORAL | 15 | 7 | 8 | 27004-J | Kawasaki | CD BOX 77 MOTO CLUB |
| 15 | 379 | HILARIO RAMOS GALVEZ | 13 | 13 | 0 | 27002-MA | Kawasaki 250f 2 | MOTO CLUB PUERTO DE LA TORRE |
| 16 | 661 | YONATAN CALIZ VILLENA | 9 | 4 | 5 | 26930-CO | Kawasaki | MC. CLUB EL ARENAL |
| 17 | 98 | JULIÁN ESTEPA MOLERO | 8 | 2 | 6 | 26944-CO | Fantic | TEAM AGUACATE |
| 18 | 528 | GERARDO SAAVEDRA REYES | 7 | 0 | 7 | 26753-GR | Honda | TEAM MATAS |
| 19 | 170 | JAVIER SAUCEDO CORNEJO | 5 | 5 | 0 | 27119-CO | Yamaha yzf250 | CD JAROCROSS |
| 20 | 338 | JUAN ANTONIO CAVILLA PONS | 4 | 0 | 4 | 26600-ML | Gas gas | FED. MELILLENSE |
| 21 | 52 | SEBASTIAN CAÑADAS PEREZ | 3 | 0 | 3 | 26593-ML | GASGAS | TRT MOTORCYCLE |
| 22 | 86 | RAFAEL SANCHEZ CANO | 3 | 3 | 0 | 26945-CO | KTM | ARENAL |
| 23 | 29 | FRANCISCO GARCIA SILLERO | 2 | 0 | 2 | 26802-CO | Husqvarna | C.D. JAROCROSS |
| 24 | 171 | ADRIAN PUENTE PIMENTEL | 1 | 0 | 1 | 26999-GR | Kawasaki kxf | MOTOCUBO BELPOZOGUADIX |
| 25 | 7 | JAVIER SÁNCHEZ TERUEL | 1 | 1 | 0 | 26876-MA | Kawasaki | MOTOS ORTIZ |
| 26 | 85 | CHRISTOPHER MOLINA MORENO | 0 | 0 | 0 | 26982-GR | Kawasaki | CD.RUTASUR.MC |
| 27 | 380 | ALVARO MUÑOZ GONZÁLEZ | 0 | 0 | 0 | 27124-MA | Kawasaki | ZAMBRANA |
| 28 | 39 | PEDRO MANTAS HORCAS | 0 | 0 | 0 | 27126-CO | Honda | C.D. JAROCROSS |
| 29 | 240 | ARMANDO MUÑOZ GORDILLO | 0 | 0 | 0 | 26994-J | Kawasaki | MOTO CLUB EL ARENAL |
| 30 | 93 | ANTONIO JESUS GELO ARNEDO | 0 | 0 | 0 | 27129-SE | Ktm | P.M ALMODÓVAR DEL RIO |
| 31 | 258 | JOSE ANTONIO CARMONA FERNANDEZ | 0 | 0 | 0 | 27133-GR | Ktm | EL ARENAL |
| 32 | 420 | ANTONIO VILLENA PEREZ | 0 | 0 | 0 | 26954-CO | Kawasaki | MOTO CLUB EL ARENAL |
| 33 | 16 | JUAN ANTONIO SILES MUDARRA | 0 | 0 | 0 | 26805-J | Honda | GALDURIENSE |
| 34 | 217 | SALVADOR ALONSO HEREDIA | 0 | 0 | 0 | 27001-SE | Gas gas | MC.CEUTA |
| 35 | 94 | IVÁN BAYARRI PEÑEÑORI | 0 | 0 | 0 | 26985-MA | Honda | C.D. JAROCROSS |



el Motorista
CAMPEONATO PROVINCIAL
MOTOCROSS
Córdoba
MEMORIA FRANCISCO ROMERO


Diputación de Córdoba
Delegación de Juventud y Deportes


FAM
FEDERACIÓN ANDALUZA
DE MOTOCICLISTAS



SEGUNDA PRUEBA - VILLANUEVA DE CÓRDOBA

Clasificado por mejor tiempo de vuelta

3. CLÁSICAS - FÉMINAS

Los Barreros 0,000 km

Cronometrados CLÁSICAS - FÉMINAS

10/04/2022 09:40

Clasificación (15:00 Tiempo) iniciado a 10:02:43

| Pos. | Nº | Nombre | Clase | Mejor Tm | Diff. resp. 1º | Club |
|------|-----|---------------------------|--------------------|----------|----------------|------------------------|
| 1 | 95 | CARLOS OLMEDO MORALES | CLÁSICAS SUPER-EVO | 1:37.218 | | ALESER |
| 2 | 8 | RAUL MARTIN GALVAN | CLÁSICAS EVO OPEN | 1:40.054 | 2.836 | MOTOTEMA |
| 3 | 5 | JUAN MORALES DOMINGUEZ | CLÁSICAS SUPER-EVO | 1:42.887 | 5.669 | MOTOCUBO VILLA DE OJEN |
| 4 | 17 | RUBEN FRIAS MORALES | CLÁSICAS EVO OPEN | 1:44.181 | 6.963 | MOTOTEMA |
| 5 | 77 | JOSE VILLANUEVA JUNCOSA | CLÁSICAS EVO OPEN | 1:45.914 | 8.696 | CD.MX JEREZ |
| 6 | 13 | DIEGO ANGEL GARCÍA PULIDO | CLÁSICAS SUPER-EVO | 1:45.949 | 8.731 | JAROCROSS |
| 7 | 37 | LUIS A. DANTIN PEÑA | CLÁSICAS EVO OPEN | 1:46.492 | 9.274 | MOTO CLUB ALCORCON |
| 8 | 78 | JUAN LUIS LAGO CARRERA | CLÁSICAS SUPER-EVO | 1:48.041 | 10.823 | TREBUJENA |
| 9 | 19 | AITOR SOLIS GONZALEZ | CLÁSICAS EVO OPEN | 1:55.182 | 17.964 | MOTONAVO |
| 10 | 80 | ÁNGEL ALMARZA POZO | CLÁSICAS EVO OPEN | 1:55.351 | 18.133 | CLUB. MOTOR, VILLAREJO |
| 11 | 7 | ENRIQUE LEON GALLEGO | CLÁSICAS SUPER-EVO | 1:55.584 | 18.366 | C.D. RONDA |
| 12 | 27 | CRISTOBAL SIERRA ROJAS | CLÁSICAS EVO 80 CC | 1:56.540 | 19.322 | MOTO CLUB CORIA |
| 13 | 113 | ANTONIO RUIZ RODRIGUEZ | CLÁSICAS SUPER-EVO | 1:56.646 | 19.428 | M.C. URSO |
| 14 | 22 | JOSE LUIS NIETO VIDAL | CLÁSICAS EVO 80 CC | 1:56.751 | 19.533 | MC.MIRAMONTES |
| 15 | 72 | JOSE LUIS DEL CID SERRANO | CLÁSICAS EVO OPEN | 2:06.392 | 29.174 | MOTO NAVO |

Cronometraje

Orbits





SEGUNDA PRUEBA - VILLANUEVA DE CÓRDOBA

Clasificado por mejor tiempo de vuelta

3. CLÁSICAS - FÉMINAS

Los Barreros 0,000 km

Cronometrados CLÁSICAS - FÉMINAS

10/04/2022 09:40

Clasificación (15:00 Tiempo) iniciado a 10:02:43

| Pos. | Nº | Nombre | Clase | Mejor Tm | Diff. resp. 1º | Club |
|---------------------------|-----|---------------------------|--------------------|----------|----------------|------------------------|
| CLÁSICAS EVO 80 CC | | | | | | |
| 1 | 27 | CRISTOBAL SIERRA ROJAS | CLÁSICAS EVO 80 CC | 1:56.540 | | MOTO CLUB CORIA |
| 2 | 22 | JOSE LUIS NIETO VIDAL | CLÁSICAS EVO 80 CC | 1:56.751 | 0.211 | MC.MIRAMONTES |
| CLÁSICAS EVO OPEN | | | | | | |
| 1 | 8 | RAUL MARTIN GALVAN | CLÁSICAS EVO OPEN | 1:40.054 | | MOTOTEMA |
| 2 | 17 | RUBEN FRIAS MORALES | CLÁSICAS EVO OPEN | 1:44.181 | 4.127 | MOTOTEMA |
| 3 | 77 | JOSE VILLANUEVA JUNCOSA | CLÁSICAS EVO OPEN | 1:45.914 | 5.860 | CD.MX JEREZ |
| 4 | 37 | LUIS A. DANTIN PEÑA | CLÁSICAS EVO OPEN | 1:46.492 | 6.438 | MOTO CLUB ALCORCON |
| 5 | 19 | AITOR SOLIS GONZALEZ | CLÁSICAS EVO OPEN | 1:55.182 | 15.128 | MOTONAVO |
| 6 | 80 | ÁNGEL ALMARZA POZO | CLÁSICAS EVO OPEN | 1:55.351 | 15.297 | CLUB. MOTOR, VILLAREJO |
| 7 | 72 | JOSE LUIS DEL CID SERRANO | CLÁSICAS EVO OPEN | 2:06.392 | 26.338 | MOTO NAVO |
| CLÁSICAS SUPER-EVO | | | | | | |
| 1 | 95 | CARLOS OLMEDO MORALES | CLÁSICAS SUPER-EVO | 1:37.218 | | ALESER |
| 2 | 5 | JUAN MORALES DOMINGUEZ | CLÁSICAS SUPER-EVO | 1:42.887 | 5.669 | MOTOCLUB VILLA DE OJEN |
| 3 | 13 | DIEGO ANGEL GARCÍA PULIDO | CLÁSICAS SUPER-EVO | 1:45.949 | 8.731 | JAROCROSS |
| 4 | 78 | JUAN LUIS LAGO CARRERA | CLÁSICAS SUPER-EVO | 1:48.041 | 10.823 | TREBUJENA |
| 5 | 7 | ENRIQUE LEON GALLEGO | CLÁSICAS SUPER-EVO | 1:55.584 | 18.366 | C.D. RONDA |
| 6 | 113 | ANTONIO RUIZ RODRIGUEZ | CLÁSICAS SUPER-EVO | 1:56.646 | 19.428 | M.C. URSO |



SEGUNDA PRUEBA - VILLANUEVA DE CORDOBA

3. CLÁSICAS - FÉMINAS

Los Barreros 0,000 km

Cronometrados CLÁSICAS - FÉMINAS

10/04/2022 09:40

Clasificación (15:00 Tiempo) iniciado a 10:02:43

| Vuelta | Tempo de vuelta | Dif. resp. 1° | Hora del día |
|-----------------------------------|-----------------|---------------|--------------|
| (95) CARLOS OLMEDO MORALES | | | |
| 1 | | | 10:05:13.240 |
| 2 | 1:44.313 | +7.095 | 10:06:57.553 |
| 3 | 1:37.564 | +0.346 | 10:08:35.117 |
| 4 | 2:09.876 | +32.658 | 10:10:44.993 |
| 5 | 1:37.218 | | 10:12:22.211 |

| Vuelta | Tempo de vuelta | Dif. resp. 1° | Hora del día |
|-------------------------------|-----------------|---------------|--------------|
| (8) RAUL MARTIN GALVAN | | | |
| 1 | | | 10:03:26.005 |
| 2 | 1:51.148 | +11.094 | 10:05:17.153 |
| 3 | 1:45.284 | +5.230 | 10:07:02.437 |
| 4 | 1:42.440 | +2.386 | 10:08:44.877 |
| 5 | 1:40.974 | +0.920 | 10:10:25.851 |
| 6 | 1:41.454 | +1.400 | 10:12:07.305 |
| 7 | 1:40.230 | +0.176 | 10:13:47.535 |
| 8 | 1:40.054 | | 10:15:27.589 |
| 9 | 1:46.216 | +6.162 | 10:17:13.805 |

| Vuelta | Tempo de vuelta | Dif. resp. 1° | Hora del día |
|-----------------------------------|-----------------|---------------|--------------|
| (5) JUAN MORALES DOMINGUEZ | | | |
| 1 | | | 10:03:08.122 |
| 2 | 1:47.939 | +5.052 | 10:04:56.061 |
| 3 | 1:44.817 | +1.930 | 10:06:40.878 |
| 4 | 1:42.887 | | 10:08:23.765 |
| 5 | 1:44.007 | +1.120 | 10:10:07.772 |
| 6 | 2:14.440 | +31.553 | 10:12:22.212 |
| 7 | 2:04.178 | +21.291 | 10:14:26.390 |
| 8 | 1:54.006 | +11.119 | 10:16:20.396 |

| Vuelta | Tempo de vuelta | Dif. resp. 1° | Hora del día |
|---------------------------------|-----------------|---------------|--------------|
| (17) RUBEN FRIAS MORALES | | | |
| 1 | | | 10:03:43.071 |
| 2 | 1:52.275 | +8.094 | 10:05:35.346 |
| 3 | 1:47.797 | +3.616 | 10:07:23.143 |
| 4 | 1:48.055 | +3.874 | 10:09:11.198 |
| 5 | 1:47.764 | +3.583 | 10:10:58.962 |
| 6 | 1:44.181 | | 10:12:43.143 |
| 7 | 2:47.132 | +1:02.951 | 10:15:30.275 |
| 8 | 2:07.103 | +22.922 | 10:17:37.378 |

| Vuelta | Tempo de vuelta | Dif. resp. 1° | Hora del día |
|-------------------------------------|-----------------|---------------|--------------|
| (77) JOSE VILLANUEVA JUNCOSA | | | |
| 1 | | | 10:03:02.279 |
| 2 | 1:53.499 | +7.585 | 10:04:55.778 |
| 3 | 1:45.914 | | 10:06:41.692 |
| 4 | 1:46.266 | +0.352 | 10:08:27.958 |
| 5 | 1:48.647 | +2.733 | 10:10:16.605 |
| 6 | 2:04.660 | +18.746 | 10:12:21.265 |
| 7 | 2:04.031 | +18.117 | 10:14:25.296 |
| 8 | 1:48.141 | +2.227 | 10:16:13.437 |

| Vuelta | Tempo de vuelta | Dif. resp. 1° | Hora del día |
|---------------------------------------|-----------------|---------------|--------------|
| (13) DIEGO ANGEL GARCÍA PULIDO | | | |
| 1 | | | 10:03:15.426 |
| 2 | 1:54.859 | +8.910 | 10:05:10.285 |
| 3 | 1:51.187 | +5.238 | 10:07:01.472 |
| 4 | 1:45.949 | | 10:08:47.421 |
| 5 | 4:21.942 | +2:35.993 | 10:13:09.363 |

| Vuelta | Tempo de vuelta | Dif. resp. 1° | Hora del día |
|---------------------------------|-----------------|---------------|--------------|
| (37) LUIS A. DANTIN PEÑA | | | |
| 1 | | | 10:03:22.222 |
| 2 | 1:54.294 | +7.802 | 10:05:16.516 |
| 3 | 1:52.052 | +5.560 | 10:07:08.568 |
| 4 | 1:50.259 | +3.767 | 10:08:58.827 |
| 5 | 1:49.299 | +2.807 | 10:10:48.126 |
| 6 | 1:46.492 | | 10:12:34.618 |
| 7 | 1:49.716 | +3.224 | 10:14:24.334 |
| 8 | 2:01.945 | +15.453 | 10:16:26.279 |

| Vuelta | Tempo de vuelta | Dif. resp. 1° | Hora del día |
|------------------------------------|-----------------|---------------|--------------|
| (78) JUAN LUIS LAGO CARRERA | | | |
| 1 | | | 10:03:39.566 |
| 2 | 1:52.036 | +3.995 | 10:05:31.602 |
| 3 | 1:48.398 | +0.357 | 10:07:20.000 |
| 4 | 1:48.083 | +0.042 | 10:09:08.083 |
| 5 | 1:50.453 | +2.412 | 10:10:58.536 |
| 6 | 1:48.041 | | 10:12:46.577 |

| Vuelta | Tempo de vuelta | Dif. resp. 1° | Hora del día |
|----------------------------------|-----------------|---------------|--------------|
| (19) AITOR SOLIS GONZALEZ | | | |
| 1 | | | 10:03:48.379 |
| 2 | 2:02.157 | +6.975 | 10:05:50.536 |
| 3 | 1:58.885 | +3.703 | 10:07:49.421 |
| 4 | 2:02.152 | +6.970 | 10:09:51.573 |
| 5 | 2:00.693 | +5.511 | 10:11:52.266 |
| 6 | 1:58.514 | +3.332 | 10:13:50.780 |
| 7 | 1:55.182 | | 10:15:45.962 |

| Vuelta | Tempo de vuelta | Dif. resp. 1° | Hora del día |
|--------------------------------|-----------------|---------------|--------------|
| (80) ÁNGEL ALMARZA POZO | | | |
| 1 | | | 10:03:13.373 |
| 2 | 2:02.645 | +7.294 | 10:05:16.018 |
| 3 | 1:57.776 | +2.425 | 10:07:13.794 |
| 4 | 1:57.378 | +2.027 | 10:09:11.172 |
| 5 | 1:55.484 | +0.133 | 10:11:06.656 |
| 6 | 1:55.351 | | 10:13:02.007 |
| 7 | 1:58.658 | +3.307 | 10:15:00.665 |
| 8 | 1:57.730 | +2.379 | 10:16:58.395 |

| Vuelta | Tempo de vuelta | Dif. resp. 1° | Hora del día |
|---------------------------------|-----------------|---------------|--------------|
| (7) ENRIQUE LEON GALLEGO | | | |
| 1 | | | 10:03:33.776 |
| 2 | 2:00.930 | +5.346 | 10:05:34.706 |
| 3 | 1:58.364 | +2.780 | 10:07:33.070 |
| 4 | 1:58.184 | +2.600 | 10:09:31.254 |
| 5 | 1:58.308 | +2.724 | 10:11:29.562 |
| 6 | 1:56.663 | +1.079 | 10:13:26.225 |
| 7 | 1:56.859 | +1.275 | 10:15:23.084 |
| 8 | 1:55.584 | | 10:17:18.668 |

| Vuelta | Tempo de vuelta | Dif. resp. 1° | Hora del día |
|------------------------------------|-----------------|---------------|--------------|
| (27) CRISTOBAL SIERRA ROJAS | | | |
| 1 | | | 10:03:20.415 |
| 2 | 2:06.240 | +9.700 | 10:05:26.655 |
| 3 | 1:56.540 | | 10:07:23.195 |
| 4 | 1:57.960 | +1.420 | 10:09:21.155 |
| 5 | 1:57.626 | +1.086 | 10:11:18.781 |
| 6 | 2:01.833 | +5.293 | 10:13:20.614 |
| 7 | 1:58.377 | +1.837 | 10:15:18.991 |
| 8 | 2:11.106 | +14.566 | 10:17:30.097 |

| Vuelta | Tempo de vuelta | Dif. resp. 1° | Hora del día |
|-------------------------------------|-----------------|---------------|--------------|
| (113) ANTONIO RUIZ RODRIGUEZ | | | |
| 1 | | | 10:03:06.167 |
| 2 | 2:03.120 | +6.474 | 10:05:09.287 |
| 3 | 1:59.092 | +2.446 | 10:07:08.379 |
| 4 | 1:57.328 | +0.682 | 10:09:05.707 |
| 5 | 1:58.477 | +1.831 | 10:11:04.184 |
| 6 | 1:56.646 | | 10:13:00.830 |
| 7 | 1:56.729 | +0.083 | 10:14:57.559 |
| 8 | 1:59.935 | +3.289 | 10:16:57.494 |

| Vuelta | Tempo de vuelta | Dif. resp. 1° | Hora del día |
|-----------------------------------|-----------------|---------------|--------------|
| (22) JOSE LUIS NIETO VIDAL | | | |
| 1 | | | 10:03:36.954 |
| 2 | 1:58.621 | +1.870 | 10:05:35.575 |
| 3 | 1:59.070 | +2.319 | 10:07:34.645 |
| 4 | 1:57.439 | +0.688 | 10:09:32.084 |
| 5 | 1:58.601 | +1.850 | 10:11:30.685 |
| 6 | 1:57.644 | +0.893 | 10:13:28.329 |
| 7 | 1:56.751 | | 10:15:25.080 |
| 8 | 1:58.735 | +1.984 | 10:17:23.815 |



SEGUNDA PRUEBA - VILLANUEVA DE CÓRDOBA

Vuelta a vuelta

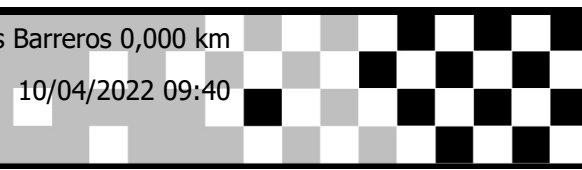
3. CLÁSICAS - FÉMINAS

Los Barreros 0,000 km

Cronometrados CLÁSICAS - FÉMINAS

10/04/2022 09:40

Clasificación (15:00 Tiempo) iniciado a 10:02:43



| Competidores | Vueltas | | | | | | | | | |
|--------------------------------|---------|-----|-----|-----|-----|-----|-----|-----|-----|---|
| | 1 | 2 | 3 | 4 | 5 | 6 | 7 | 8 | 9 | |
| JOSE VILLANUEVA JUNCOSA (77) | 1 | 77 | 77 | 5 | 5 | 5 | 8 | 8 | 8 | 8 |
| ANTONIO RUIZ RODRIGUEZ (113) | 2 | 113 | 5 | 77 | 77 | 77 | 77 | 37 | 77 | |
| JUAN MORALES DOMINGUEZ (5) | 3 | 5 | 113 | 13 | 8 | 8 | 5 | 77 | 5 | |
| ÁNGEL ALMARZA POZO (80) | 4 | 80 | 13 | 8 | 13 | 37 | 37 | 5 | 37 | |
| DIEGO ANGEL GARCÍA PULIDO (13) | 5 | 13 | 80 | 113 | 37 | 78 | 17 | 113 | 113 | |
| CRISTOBAL SIERRA ROJAS (27) | 6 | 27 | 37 | 37 | 113 | 17 | 78 | 80 | 80 | |
| LUIS A. DANTIN PEÑA (37) | 7 | 37 | 8 | 80 | 78 | 113 | 113 | 27 | 7 | |
| RAUL MARTIN GALVAN (8) | 8 | 8 | 27 | 78 | 80 | 80 | 80 | 7 | 22 | |
| ENRIQUE LEON GALLEGO (7) | 9 | 7 | 78 | 17 | 17 | 27 | 27 | 22 | 27 | |
| JOSE LUIS NIETO VIDAL (22) | 10 | 22 | 7 | 27 | 27 | 7 | 7 | 17 | 17 | |
| JUAN LUIS LAGO CARRERA (78) | 11 | 78 | 17 | 7 | 7 | 22 | 22 | 19 | | |
| RUBEN FRIAS MORALES (17) | 12 | 17 | 22 | 22 | 22 | 19 | 19 | 72 | | |
| AITOR SOLIS GONZALEZ (19) | 13 | 19 | 19 | 19 | 19 | 95 | 72 | | | |
| JOSE LUIS DEL CID SERRANO (72) | 14 | 72 | 72 | 72 | 72 | 72 | | | | |
| CARLOS OLMEDO MORALES (95) | 15 | 95 | 95 | 95 | 95 | 13 | | | | |



SEGUNDA PRUEBA - VILLANUEVA DE CÓRDOBA

Clasificado por vueltas

3. CLÁSICAS - FÉMINAS

Los Barreros 0,000 km

1ª Manga CLÁSICAS - FÉMINAS

10/04/2022 11:40

Carrera (10:00 y 2 Vueltas) iniciado a 11:46:10

| Pos. | Nº | Nombre | Puntos | Vueltas | Reg. Piloto | Total Tº | Dif. resp. 1º | Marca | Club |
|------|-----|---------------------------|--------|---------|-------------|-----------|---------------|-------------|------------------------|
| 1 | 95 | CARLOS OLMEDO MORALES | 25 | 8 | 26978-SE* | 13:41.351 | | Honda | ALESER |
| 2 | 8 | RAUL MARTIN GALVAN | 25 | 8 | 26953-SE | 13:52.830 | 11.479 | Yamaha | MOTOTEMA |
| 3 | 5 | JUAN MORALES DOMINGUEZ | 22 | 8 | 26746-MA | 14:18.711 | 37.360 | MAICO | MOTOCLUB VILLA DE OJEN |
| 4 | 78 | JUAN LUIS LAGO CARRERA | 20 | 8 | 26877-CC | 14:26.092 | 44.741 | Yamaha | TREBUJENA |
| 5 | 77 | JOSE VILLANUEVA JUNCOSA | 22 | 8 | 26620-SE | 14:33.822 | 52.471 | HONDA CR125 | CD.MX JEREZ |
| 6 | 13 | DIEGO ANGEL GARCÍA PULIDO | 18 | 8 | 26702-CO | 14:40.847 | 59.496 | Yamaha | JAROCROSS |
| 7 | 17 | RUBEN FRIAS MORALES | 25 | 8 | 26968-SE | 14:49.562 | 1:08.211 | Accossato | MOTOTEMA |
| 8 | 37 | LUIS A. DANTIN PEÑA | 20 | 8 | 225611-M | 14:56.742 | 1:15.391 | yamaha | MOTO CLUB ALCORCON |
| 9 | 113 | ANTONIO RUIZ RODRIGUEZ | 16 | 8 | 26993-SE | 15:27.142 | 1:45.791 | GILERA | M.C. URSO |
| 10 | 19 | AITOR SOLIS GONZALEZ | 18 | 8 | 26970-MA | 15:30.658 | 1:49.307 | Montesa | MOTONAVO |
| 11 | 80 | ÁNGEL ALMARZA POZO | 16 | 8 | 225214-M | 15:32.619 | 1:51.268 | Yamaha | CLUB. MOTOR, VILLAREJO |
| 12 | 7 | ENRIQUE LEON GALLEGO | 15 | 8 | 26952-MA | 15:34.154 | 1:52.803 | Yamaha | C.D. RONDA |
| 13 | 22 | JOSE LUIS NIETO VIDAL | 22 | 7 | 190381-BA | 13:48.946 | 1 Vuelta | RIEJU MR80 | MC.MIRAMONTES |
| 14 | 27 | CRISTOBAL SIERRA ROJAS | 20 | 7 | 27053-SE | 14:01.624 | 1 Vuelta | Rieju mr | MOTO CLUB CORIA |
| 15 | 72 | JOSE LUIS DEL CID SERRANO | 15 | 7 | 26950-MA | 14:27.370 | 1 Vuelta | Yamaha | MOTO NAVO |

Márgen de victoria

Velocidad media

Mejor tº de vuelta

Mejor Vel.

Mejor vuelta para

11.479

-

1:37.822

-

95 - CARLOS OLMEDO MORALES

Cronometraje

Orbits





SEGUNDA PRUEBA - VILLANUEVA DE CÓRDOBA

Clasificado por vueltas

3. CLÁSICAS - FÉMINAS

Los Barreros 0,000 km

1ª Manga CLÁSICAS - FÉMINAS

10/04/2022 11:40

Carrera (10:00 y 2 Vueltas) iniciado a 11:46:10

| Pos. | Nº | Nombre | Puntos | Vueltas | Reg. Piloto | Total Tº | Dif. resp. 1º | Marca | Club |
|---------------------------|-----|---------------------------|--------|---------|-------------|-----------|---------------|-------------|------------------------|
| CLÁSICAS EVO 80 CC | | | | | | | | | |
| 1 | 22 | JOSE LUIS NIETO VIDAL | 22 | 7 | 190381-BA | 13:48.946 | | RIEJU MR80 | MC.MIRAMONTES |
| 2 | 27 | CRISTOBAL SIERRA ROJAS | 20 | 7 | 27053-SE | 14:01.624 | 12.678 | Rieju mr | MOTO CLUB CORIA |
| CLÁSICAS EVO OPEN | | | | | | | | | |
| 1 | 8 | RAUL MARTIN GALVAN | 25 | 8 | 26953-SE | 13:52.830 | | Yamaha | MOTOTEMA |
| 2 | 77 | JOSE VILLANUEVA JUNCOSA | 22 | 8 | 26620-SE | 14:33.822 | 40.992 | HONDA CR125 | CD.MX JEREZ |
| 3 | 17 | RUBEN FRIAS MORALES | 25 | 8 | 26968-SE | 14:49.562 | 56.732 | Accossato | MOTOTEMA |
| 4 | 37 | LUIS A. DANTIN PEÑA | 20 | 8 | 225611-M | 14:56.742 | 1:03.912 | yamaha | MOTO CLUB ALCORCON |
| 5 | 19 | AITOR SOLIS GONZALEZ | 18 | 8 | 26970-MA | 15:30.658 | 1:37.828 | Montesa | MOTONAVO |
| 6 | 80 | ÁNGEL ALMARZA POZO | 16 | 8 | 225214-M | 15:32.619 | 1:39.789 | Yamaha | CLUB. MOTOR, VILLAREJO |
| 7 | 72 | JOSE LUIS DEL CID SERRANO | 15 | 7 | 26950-MA | 14:27.370 | 1 Vuelta | Yamaha | MOTO NAVO |
| CLÁSICAS SUPER-EVO | | | | | | | | | |
| 1 | 95 | CARLOS OLMEDO MORALES | 25 | 8 | 26978-SE* | 13:41.351 | | Honda | ALESER |
| 2 | 5 | JUAN MORALES DOMINGUEZ | 22 | 8 | 26746-MA | 14:18.711 | 37.360 | MAICO | MOTOCLUB VILLA DE OJEN |
| 3 | 78 | JUAN LUIS LAGO CARRERA | 20 | 8 | 26877-CC | 14:26.092 | 44.741 | Yamaha | TREBUJENA |
| 4 | 13 | DIEGO ANGEL GARCÍA PULIDO | 18 | 8 | 26702-CO | 14:40.847 | 59.496 | Yamaha | JAROCROSS |
| 5 | 113 | ANTONIO RUIZ RODRIGUEZ | 16 | 8 | 26993-SE | 15:27.142 | 1:45.791 | GILERA | M.C. URSO |
| 6 | 7 | ENRIQUE LEON GALLEGO | 15 | 8 | 26952-MA | 15:34.154 | 1:52.803 | Yamaha | C.D. RONDA |

| Márgen de victoria | Velocidad media | Mejor tº de vuelta | Mejor Vel. | Mejor vuelta para |
|--------------------|-----------------|--------------------|------------|----------------------------|
| 11.479 | - | 1:37.822 | - | 95 - CARLOS OLMEDO MORALES |

Cronometraje

Orbits





SEGUNDA PRUEBA - VILLANUEVA DE CÓRDOBA

3. CLÁSICAS - FÉMINAS

Los Barreros 0,000 km

1ª Manga CLÁSICAS - FÉMINAS

10/04/2022 11:40

Carrera (10:00 y 2 Vueltas) iniciado a 11:46:10

| Vuelta | Tempo de vuelta | Dif. resp. 1º | Hora del día |
|-----------------------------------|-----------------|---------------|--------------|
| (95) CARLOS OLMEDO MORALES | | | |
| 1 | 1:37.822 | | 11:47:59.112 |
| 2 | 1:40.579 | +2.757 | 11:49:39.691 |
| 3 | 1:41.662 | +3.840 | 11:51:21.353 |
| 4 | 1:40.898 | +3.076 | 11:53:02.251 |
| 5 | 1:42.386 | +4.564 | 11:54:44.637 |
| 6 | 1:41.048 | +3.226 | 11:56:25.685 |
| 7 | 1:42.451 | +4.629 | 11:58:08.136 |
| 8 | 1:44.125 | +6.303 | 11:59:52.261 |

| Vuelta | Tempo de vuelta | Dif. resp. 1º | Hora del día |
|-------------------------------|-----------------|---------------|--------------|
| (8) RAUL MARTIN GALVAN | | | |
| 1 | 1:43.712 | +2.663 | 11:48:05.403 |
| 2 | 1:42.555 | +1.506 | 11:49:47.958 |
| 3 | 1:41.049 | | 11:51:29.007 |
| 4 | 1:42.942 | +1.893 | 11:53:11.949 |
| 5 | 1:41.916 | +0.867 | 11:54:53.865 |
| 6 | 1:42.999 | +1.950 | 11:56:36.864 |
| 7 | 1:42.569 | +1.520 | 11:58:19.433 |
| 8 | 1:44.307 | +3.258 | 12:00:03.740 |

| Vuelta | Tempo de vuelta | Dif. resp. 1º | Hora del día |
|-----------------------------------|-----------------|---------------|--------------|
| (5) JUAN MORALES DOMINGUEZ | | | |
| 1 | 1:41.258 | | 11:48:01.305 |
| 2 | 1:43.708 | +2.450 | 11:49:45.013 |
| 3 | 1:46.237 | +4.979 | 11:51:31.250 |
| 4 | 1:46.973 | +5.715 | 11:53:18.223 |
| 5 | 1:47.416 | +6.158 | 11:55:05.639 |
| 6 | 1:47.248 | +5.990 | 11:56:52.887 |
| 7 | 1:47.286 | +6.028 | 11:58:40.173 |
| 8 | 1:49.448 | +8.190 | 12:00:29.621 |

| Vuelta | Tempo de vuelta | Dif. resp. 1º | Hora del día |
|------------------------------------|-----------------|---------------|--------------|
| (78) JUAN LUIS LAGO CARRERA | | | |
| 1 | 1:49.860 | +4.319 | 11:48:13.132 |
| 2 | 1:45.541 | | 11:49:58.673 |
| 3 | 1:47.042 | +1.501 | 11:51:45.715 |
| 4 | 1:46.388 | +0.847 | 11:53:32.103 |
| 5 | 1:45.877 | +0.336 | 11:55:17.980 |
| 6 | 1:47.226 | +1.685 | 11:57:05.206 |
| 7 | 1:45.624 | +0.083 | 11:58:50.830 |
| 8 | 1:46.172 | +0.631 | 12:00:37.002 |

| Vuelta | Tempo de vuelta | Dif. resp. 1º | Hora del día |
|-------------------------------------|-----------------|---------------|--------------|
| (77) JOSE VILLANUEVA JUNCOSA | | | |
| 1 | 1:46.328 | +0.164 | 11:48:07.586 |
| 2 | 1:47.726 | +1.562 | 11:49:55.312 |
| 3 | 1:46.164 | | 11:51:41.476 |
| 4 | 1:48.222 | +2.058 | 11:53:29.698 |
| 5 | 1:47.241 | +1.077 | 11:55:16.939 |
| 6 | 1:47.151 | +0.987 | 11:57:04.090 |
| 7 | 1:48.703 | +2.539 | 11:58:52.793 |
| 8 | 1:51.939 | +5.775 | 12:00:44.732 |

| Vuelta | Tempo de vuelta | Dif. resp. 1º | Hora del día |
|---------------------------------------|-----------------|---------------|--------------|
| (13) DIEGO ANGEL GARCÍA PULIDO | | | |
| 1 | 1:47.672 | +2.455 | 11:48:13.226 |
| 2 | 1:46.364 | +1.147 | 11:49:59.590 |
| 3 | 1:46.361 | +1.144 | 11:51:45.951 |
| 4 | 1:45.217 | | 11:53:31.168 |
| 5 | 1:48.651 | +3.434 | 11:55:19.819 |
| 6 | 1:48.774 | +3.557 | 11:57:08.593 |
| 7 | 1:49.470 | +4.253 | 11:58:58.063 |
| 8 | 1:53.694 | +8.477 | 12:00:51.757 |

| Vuelta | Tempo de vuelta | Dif. resp. 1º | Hora del día |
|---------------------------------|-----------------|---------------|--------------|
| (17) RUBEN FRIAS MORALES | | | |
| 1 | 1:45.794 | +0.413 | 11:48:07.861 |
| 2 | 1:45.381 | | 11:49:53.242 |
| 3 | 1:48.938 | +3.557 | 11:51:42.180 |
| 4 | 1:52.520 | +7.139 | 11:53:34.700 |

| Vuelta | Tempo de vuelta | Dif. resp. 1º | Hora del día |
|--------|-----------------|---------------|--------------|
| 5 | 1:50.086 | +4.705 | 11:55:24.786 |
| 6 | 1:50.498 | +5.117 | 11:57:15.284 |
| 7 | 1:50.760 | +5.379 | 11:59:06.044 |
| 8 | 1:54.428 | +9.047 | 12:01:00.472 |

| Vuelta | Tempo de vuelta | Dif. resp. 1º | Hora del día |
|---------------------------------|-----------------|---------------|--------------|
| (37) LUIS A. DANTIN PEÑA | | | |
| 1 | 1:50.930 | +3.587 | 11:48:14.301 |
| 2 | 1:47.343 | | 11:50:01.644 |
| 3 | 1:48.003 | +0.660 | 11:51:49.647 |
| 4 | 1:49.952 | +2.609 | 11:53:39.599 |
| 5 | 1:49.302 | +1.959 | 11:55:28.901 |
| 6 | 1:50.084 | +2.741 | 11:57:18.985 |
| 7 | 1:51.558 | +4.215 | 11:59:10.543 |
| 8 | 1:57.109 | +9.766 | 12:01:07.652 |

| Vuelta | Tempo de vuelta | Dif. resp. 1º | Hora del día |
|-------------------------------------|-----------------|---------------|--------------|
| (113) ANTONIO RUIZ RODRIGUEZ | | | |
| 1 | 1:58.873 | +7.730 | 11:48:23.857 |
| 2 | 1:55.035 | +3.892 | 11:50:18.892 |
| 3 | 1:55.234 | +4.091 | 11:52:14.126 |
| 4 | 1:56.371 | +5.228 | 11:54:10.497 |
| 5 | 1:53.008 | +1.865 | 11:56:03.505 |
| 6 | 1:51.437 | +0.294 | 11:57:54.942 |
| 7 | 1:51.967 | +0.824 | 11:59:46.909 |
| 8 | 1:51.143 | | 12:01:38.052 |

| Vuelta | Tempo de vuelta | Dif. resp. 1º | Hora del día |
|----------------------------------|-----------------|---------------|--------------|
| (19) AITOR SOLIS GONZALEZ | | | |
| 1 | 1:57.021 | +4.306 | 11:48:19.559 |
| 2 | 1:56.390 | +3.675 | 11:50:15.949 |
| 3 | 1:54.512 | +1.797 | 11:52:10.461 |
| 4 | 1:55.315 | +2.600 | 11:54:05.776 |
| 5 | 1:53.858 | +1.143 | 11:55:59.634 |
| 6 | 1:54.110 | +1.395 | 11:57:53.744 |
| 7 | 1:52.715 | | 11:59:46.459 |
| 8 | 1:55.109 | +2.394 | 12:01:41.568 |

| Vuelta | Tempo de vuelta | Dif. resp. 1º | Hora del día |
|--------------------------------|-----------------|---------------|--------------|
| (80) ÁNGEL ALMARZA POZO | | | |
| 1 | 1:56.445 | +3.588 | 11:48:20.427 |
| 2 | 1:54.349 | +1.492 | 11:50:14.776 |
| 3 | 1:56.282 | +3.425 | 11:52:11.058 |
| 4 | 1:55.201 | +2.344 | 11:54:06.259 |
| 5 | 1:56.249 | +3.392 | 11:56:02.508 |
| 6 | 1:54.785 | +1.928 | 11:57:57.293 |
| 7 | 1:52.857 | | 11:59:50.150 |
| 8 | 1:53.379 | +0.522 | 12:01:43.529 |

| Vuelta | Tempo de vuelta | Dif. resp. 1º | Hora del día |
|---------------------------------|-----------------|---------------|--------------|
| (7) ENRIQUE LEON GALLEGO | | | |
| 1 | 1:55.570 | +1.343 | 11:48:18.267 |
| 2 | 1:55.522 | +1.295 | 11:50:13.789 |
| 3 | 1:55.477 | +1.250 | 11:52:09.266 |
| 4 | 1:55.546 | +1.319 | 11:54:04.812 |
| 5 | 1:55.840 | +1.613 | 11:56:00.652 |
| 6 | 1:54.227 | | 11:57:54.879 |
| 7 | 1:54.802 | +0.575 | 11:59:49.681 |
| 8 | 1:55.383 | +1.156 | 12:01:45.064 |

| Vuelta | Tempo de vuelta | Dif. resp. 1º | Hora del día |
|-----------------------------------|-----------------|---------------|--------------|
| (22) JOSE LUIS NIETO VIDAL | | | |
| 1 | 1:52.311 | | 11:48:22.658 |
| 2 | 1:54.616 | +2.305 | 11:50:17.274 |
| 3 | 1:55.590 | +3.279 | 11:52:12.864 |
| 4 | 1:56.509 | +4.198 | 11:54:09.373 |
| 5 | 1:58.492 | +6.181 | 11:56:07.865 |
| 6 | 1:56.114 | +3.803 | 11:58:03.979 |
| 7 | 1:55.877 | +3.566 | 11:59:59.856 |

| Vuelta | Tempo de vuelta | Dif. resp. 1º | Hora del día |
|------------------------------------|-----------------|---------------|--------------|
| (27) CRISTOBAL SIERRA ROJAS | | | |
| 1 | 1:59.090 | +2.175 | 11:48:24.807 |





SEGUNDA PRUEBA - VILLANUEVA DE CÓRDOBA

Vuelta a vuelta

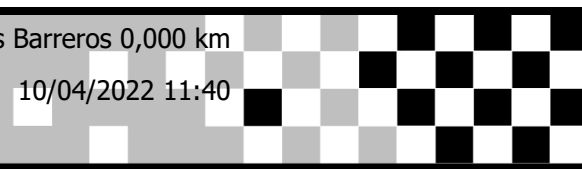
3. CLÁSICAS - FÉMINAS

Los Barreros 0,000 km

1ª Manga CLÁSICAS - FÉMINAS

10/04/2022 11:40

Carrera (10:00 y 2 Vueltas) iniciado a 11:46:10



| Competidores | Vueltas | | | | | | | | | |
|--------------------------------|---------|-----|-----|-----|-----|----|-----|-----|-----|-----|
| | 0 | 1 | 2 | 3 | 4 | 5 | 6 | 7 | 8 | |
| JUAN MORALES DOMINGUEZ (5) | 1 | 5 | 95 | 95 | 95 | 95 | 95 | 95 | 95 | 95 |
| JOSE VILLANUEVA JUNCOSA (77) | 2 | 77 | 5 | 5 | 8 | 8 | 8 | 8 | 8 | 8 |
| CARLOS OLMEDO MORALES (95) | 3 | 95 | 8 | 8 | 5 | 5 | 5 | 5 | 5 | 5 |
| RAUL MARTIN GALVAN (8) | 4 | 8 | 77 | 17 | 77 | 77 | 77 | 77 | 78 | 78 |
| RUBEN FRIAS MORALES (17) | 5 | 17 | 17 | 77 | 17 | 13 | 78 | 78 | 77 | 77 |
| AITOR SOLIS GONZALEZ (19) | 6 | 19 | 78 | 78 | 78 | 78 | 13 | 13 | 13 | 13 |
| ENRIQUE LEON GALLEGO (7) | 7 | 7 | 13 | 13 | 13 | 17 | 17 | 17 | 17 | 17 |
| JUAN LUIS LAGO CARRERA (78) | 8 | 78 | 37 | 37 | 37 | 37 | 37 | 37 | 37 | 37 |
| LUIS A. DANTIN PEÑA (37) | 9 | 37 | 7 | 7 | 7 | 7 | 19 | 19 | 19 | 113 |
| ÁNGEL ALMARZA POZO (80) | 10 | 80 | 19 | 80 | 19 | 19 | 7 | 7 | 113 | 19 |
| ANTONIO RUIZ RODRIGUEZ (113) | 11 | 113 | 80 | 19 | 80 | 80 | 80 | 113 | 7 | 80 |
| DIEGO ANGEL GARCÍA PULIDO (13) | 12 | 13 | 22 | 22 | 22 | 22 | 113 | 80 | 80 | 7 |
| CRISTOBAL SIERRA ROJAS (27) | 13 | 27 | 113 | 113 | 113 | 22 | 22 | 22 | 22 | |
| JOSE LUIS DEL CID SERRANO (72) | 14 | 72 | 27 | 27 | 27 | 27 | 27 | 27 | 27 | |
| JOSE LUIS NIETO VIDAL (22) | 15 | 22 | 72 | 72 | 72 | 72 | 72 | 72 | 72 | |





SEGUNDA PRUEBA - VILLANUEVA DE CÓRDOBA

Clasificado por vueltas

3. CLÁSICAS - FÉMINAS

Los Barreros 0,000 km

2ª Manga CLÁSICAS - FÉMINAS

10/04/2022 13:35

Carrera (10:00 y 2 Vueltas) iniciado a 13:50:41

| Pos. | Nº | Nombre | Puntos | Vueltas | Reg. Piloto | Total Tº | Dif. resp. 1º | Marca | Club |
|------|-----|---------------------------|--------|---------|-------------|-----------|---------------|-------------|------------------------|
| 1 | 95 | CARLOS OLMEDO MORALES | 25 | 8 | 26978-SE* | 14:06.442 | | Honda | ALESER |
| 2 | 8 | RAUL MARTIN GALVAN | 25 | 8 | 26953-SE | 14:15.981 | 9.539 | Yamaha | MOTOTEMA |
| 3 | 5 | JUAN MORALES DOMINGUEZ | 22 | 8 | 26746-MA | 14:48.345 | 41.903 | MAICO | MOTOCLUB VILLA DE OJEN |
| 4 | 78 | JUAN LUIS LAGO CARRERA | 20 | 8 | 26877-CC | 14:51.462 | 45.020 | Yamaha | TREBUJENA |
| 5 | 13 | DIEGO ANGEL GARCÍA PULIDO | 18 | 8 | 26702-CO | 15:15.692 | 1:09.250 | Yamaha | JAROCROSS |
| 6 | 17 | RUBEN FRIAS MORALES | 22 | 8 | 26968-SE | 15:17.896 | 1:11.454 | Accossato | MOTOTEMA |
| 7 | 77 | JOSE VILLANUEVA JUNCOSA | 20 | 8 | 26620-SE | 15:28.452 | 1:22.010 | HONDA CR125 | CD.MX JEREZ |
| 8 | 37 | LUIS A. DANTIN PEÑA | 18 | 8 | 225611-M | 15:44.375 | 1:37.933 | yamaha | MOTO CLUB ALCORCON |
| 9 | 113 | ANTONIO RUIZ RODRIGUEZ | 16 | 8 | 26993-SE | 15:55.671 | 1:49.229 | GILERA | M.C. URSO |
| 10 | 80 | ÁNGEL ALMARZA POZO | 16 | 8 | 225214-M | 16:00.359 | 1:53.917 | Yamaha | CLUB. MOTOR, VILLAREJO |
| 11 | 27 | CRISTOBAL SIERRA ROJAS | 25 | 7 | 27053-SE | 14:25.453 | 1 Vuelta | Rieju mr | MOTO CLUB CORIA |
| 12 | 7 | ENRIQUE LEON GALLEGO | 15 | 7 | 26952-MA | 14:25.514 | 1 Vuelta | Yamaha | C.D. RONDA |
| 13 | 19 | AITOR SOLIS GONZALEZ | 15 | 7 | 26970-MA | 14:34.270 | 1 Vuelta | Montesa | MOTONAVO |
| 14 | 22 | JOSE LUIS NIETO VIDAL | 22 | 7 | 190381-BA | 14:44.343 | 1 Vuelta | RIEJU MR80 | MC.MIRAMONTES |
| 15 | 72 | JOSE LUIS DEL CID SERRANO | 14 | 7 | 26950-MA | 15:50.135 | 1 Vuelta | Yamaha | MOTO NAVO |

Márgen de victoria

Velocidad media

Mejor tº de vuelta

Mejor Vel.

Mejor vuelta para

9.539

-

1:42.356

-

95 - CARLOS OLMEDO MORALES

Cronometraje

Orbits





SEGUNDA PRUEBA - VILLANUEVA DE CÓRDOBA

Clasificado por vueltas

3. CLÁSICAS - FÉMINAS

Los Barreros 0,000 km

2ª Manga CLÁSICAS - FÉMINAS

10/04/2022 13:35

Carrera (10:00 y 2 Vueltas) iniciado a 13:50:41

| Pos. | Nº | Nombre | Puntos | Vueltas | Reg. Piloto | Total Tº | Dif. resp. 1º | Marca | Club |
|---------------------------|-----|---------------------------|--------|---------|-------------|-----------|---------------|-------------|------------------------|
| CLÁSICAS EVO 80 CC | | | | | | | | | |
| 1 | 27 | CRISTOBAL SIERRA ROJAS | 25 | 7 | 27053-SE | 14:25.453 | | Rieju mr | MOTO CLUB CORIA |
| 2 | 22 | JOSE LUIS NIETO VIDAL | 22 | 7 | 190381-BA | 14:44.343 | 18.890 | RIEJU MR80 | MC.MIRAMONTES |
| CLÁSICAS EVO OPEN | | | | | | | | | |
| 1 | 8 | RAUL MARTIN GALVAN | 25 | 8 | 26953-SE | 14:15.981 | | Yamaha | MOTOTEMA |
| 2 | 17 | RUBEN FRIAS MORALES | 22 | 8 | 26968-SE | 15:17.896 | 1:01.915 | Accossato | MOTOTEMA |
| 3 | 77 | JOSE VILLANUEVA JUNCOSA | 20 | 8 | 26620-SE | 15:28.452 | 1:12.471 | HONDA CR125 | CD.MX JEREZ |
| 4 | 37 | LUIS A. DANTIN PEÑA | 18 | 8 | 225611-M | 15:44.375 | 1:28.394 | yamaha | MOTO CLUB ALCORCON |
| 5 | 80 | ÁNGEL ALMARZA POZO | 16 | 8 | 225214-M | 16:00.359 | 1:44.378 | Yamaha | CLUB. MOTOR, VILLAREJO |
| 6 | 19 | AITOR SOLIS GONZALEZ | 15 | 7 | 26970-MA | 14:34.270 | 1 Vuelta | Montesa | MOTONAVO |
| 7 | 72 | JOSE LUIS DEL CID SERRANO | 14 | 7 | 26950-MA | 15:50.135 | 1 Vuelta | Yamaha | MOTO NAVO |
| CLÁSICAS SUPER-EVO | | | | | | | | | |
| 1 | 95 | CARLOS OLMEDO MORALES | 25 | 8 | 26978-SE* | 14:06.442 | | Honda | ALESER |
| 2 | 5 | JUAN MORALES DOMINGUEZ | 22 | 8 | 26746-MA | 14:48.345 | 41.903 | MAICO | MOTOCLUB VILLA DE OJEN |
| 3 | 78 | JUAN LUIS LAGO CARRERA | 20 | 8 | 26877-CC | 14:51.462 | 45.020 | Yamaha | TREBUJENA |
| 4 | 13 | DIEGO ANGEL GARCÍA PULIDO | 18 | 8 | 26702-CO | 15:15.692 | 1:09.250 | Yamaha | JAROCROSS |
| 5 | 113 | ANTONIO RUIZ RODRIGUEZ | 16 | 8 | 26993-SE | 15:55.671 | 1:49.229 | GILERA | M.C. URSO |
| 6 | 7 | ENRIQUE LEON GALLEGO | 15 | 7 | 26952-MA | 14:25.514 | 1 Vuelta | Yamaha | C.D. RONDA |

| Márgen de victoria | Velocidad media | Mejor tº de vuelta | Mejor Vel. | Mejor vuelta para |
|--------------------|-----------------|--------------------|------------|----------------------------|
| 9.539 | - | 1:42.356 | - | 95 - CARLOS OLMEDO MORALES |

Cronometraje

Orbits





SEGUNDA PRUEBA - VILLANUEVA DE CÓRDOBA

3. CLÁSICAS - FÉMINAS

Los Barreros 0,000 km

2ª Manga CLÁSICAS - FÉMINAS

10/04/2022 13:35

Carrera (10:00 y 2 Vueltas) iniciado a 13:50:41

| Vuelta | Tempo de vuelta | Dif. resp. 1º | Hora del día |
|-----------------------------------|-----------------|---------------|--------------|
| (95) CARLOS OLMEDO MORALES | | | |
| 1 | 1:42.719 | +0.363 | 13:52:35.352 |
| 2 | 1:42.356 | | 13:54:17.708 |
| 3 | 1:43.468 | +1.112 | 13:56:01.176 |
| 4 | 1:44.049 | +1.693 | 13:57:45.225 |
| 5 | 1:43.887 | +1.531 | 13:59:29.112 |
| 6 | 1:44.724 | +2.368 | 14:01:13.836 |
| 7 | 1:46.387 | +4.031 | 14:03:00.223 |
| 8 | 1:47.508 | +5.152 | 14:04:47.731 |

| Vuelta | Tempo de vuelta | Dif. resp. 1º | Hora del día |
|-------------------------------|-----------------|---------------|--------------|
| (8) RAUL MARTIN GALVAN | | | |
| 1 | 1:47.481 | +4.096 | 13:52:41.893 |
| 2 | 1:43.385 | | 13:54:25.278 |
| 3 | 1:43.694 | +0.309 | 13:56:08.972 |
| 4 | 1:44.102 | +0.717 | 13:57:53.074 |
| 5 | 1:44.961 | +1.576 | 13:59:38.035 |
| 6 | 1:46.090 | +2.705 | 14:01:24.125 |
| 7 | 1:44.389 | +1.004 | 14:03:08.514 |
| 8 | 1:48.756 | +5.371 | 14:04:57.270 |

| Vuelta | Tempo de vuelta | Dif. resp. 1º | Hora del día |
|-----------------------------------|-----------------|---------------|--------------|
| (5) JUAN MORALES DOMINGUEZ | | | |
| 1 | 1:46.624 | | 13:52:38.689 |
| 2 | 1:48.787 | +2.163 | 13:54:27.476 |
| 3 | 1:49.619 | +2.995 | 13:56:17.095 |
| 4 | 1:50.112 | +3.488 | 13:58:07.207 |
| 5 | 1:49.164 | +2.540 | 13:59:56.371 |
| 6 | 1:49.546 | +2.922 | 14:01:45.917 |
| 7 | 1:49.773 | +3.149 | 14:03:35.690 |
| 8 | 1:53.944 | +7.320 | 14:05:29.634 |

| Vuelta | Tempo de vuelta | Dif. resp. 1º | Hora del día |
|------------------------------------|-----------------|---------------|--------------|
| (78) JUAN LUIS LAGO CARRERA | | | |
| 1 | 1:53.539 | +5.491 | 13:52:48.493 |
| 2 | 1:50.909 | +2.861 | 13:54:39.402 |
| 3 | 1:48.050 | +0.002 | 13:56:27.452 |
| 4 | 1:49.507 | +1.459 | 13:58:16.959 |
| 5 | 1:48.349 | +0.301 | 14:00:05.308 |
| 6 | 1:48.048 | | 14:01:53.356 |
| 7 | 1:51.309 | +3.261 | 14:03:44.665 |
| 8 | 1:48.086 | +0.038 | 14:05:32.751 |

| Vuelta | Tempo de vuelta | Dif. resp. 1º | Hora del día |
|---------------------------------------|-----------------|---------------|--------------|
| (13) DIEGO ANGEL GARCÍA PULIDO | | | |
| 1 | 1:52.450 | +5.684 | 13:52:46.428 |
| 2 | 1:48.583 | +1.817 | 13:54:35.011 |
| 3 | 1:46.766 | | 13:56:21.777 |
| 4 | 1:50.719 | +3.953 | 13:58:12.496 |
| 5 | 1:49.736 | +2.970 | 14:00:02.232 |
| 6 | 1:50.082 | +3.316 | 14:01:52.314 |
| 7 | 2:08.943 | +22.177 | 14:04:01.257 |
| 8 | 1:55.724 | +8.958 | 14:05:56.981 |

| Vuelta | Tempo de vuelta | Dif. resp. 1º | Hora del día |
|---------------------------------|-----------------|---------------|--------------|
| (17) RUBEN FRIAS MORALES | | | |
| 1 | 1:53.653 | +2.920 | 13:52:47.720 |
| 2 | 1:52.723 | +1.990 | 13:54:40.443 |
| 3 | 1:50.733 | | 13:56:31.176 |
| 4 | 1:54.208 | +3.475 | 13:58:25.384 |
| 5 | 1:52.993 | +2.260 | 14:00:18.377 |
| 6 | 1:52.679 | +1.946 | 14:02:11.056 |
| 7 | 1:52.425 | +1.692 | 14:04:03.481 |
| 8 | 1:55.704 | +4.971 | 14:05:59.185 |

| Vuelta | Tempo de vuelta | Dif. resp. 1º | Hora del día |
|-------------------------------------|-----------------|---------------|--------------|
| (77) JOSE VILLANUEVA JUNCOSA | | | |
| 1 | 1:52.926 | +0.633 | 13:52:46.149 |
| 2 | 1:52.293 | | 13:54:38.442 |
| 3 | 1:54.993 | +2.700 | 13:56:33.435 |
| 4 | 1:52.968 | +0.675 | 13:58:26.403 |

| Vuelta | Tempo de vuelta | Dif. resp. 1º | Hora del día |
|--------|-----------------|---------------|--------------|
| 5 | 1:52.928 | +0.635 | 14:00:19.331 |
| 6 | 1:52.514 | +0.221 | 14:02:11.845 |
| 7 | 1:55.624 | +3.331 | 14:04:07.469 |
| 8 | 2:02.272 | +9.979 | 14:06:09.741 |

| Vuelta | Tempo de vuelta | Dif. resp. 1º | Hora del día |
|---------------------------------|-----------------|---------------|--------------|
| (37) LUIS A. DANTIN PEÑA | | | |
| 1 | 1:55.612 | +2.616 | 13:52:49.547 |
| 2 | 1:52.996 | | 13:54:42.543 |
| 3 | 1:54.885 | +1.889 | 13:56:37.428 |
| 4 | 1:54.110 | +1.114 | 13:58:31.538 |
| 5 | 1:56.510 | +3.514 | 14:00:28.048 |
| 6 | 1:56.495 | +3.499 | 14:02:24.543 |
| 7 | 1:58.612 | +5.616 | 14:04:23.155 |
| 8 | 2:02.509 | +9.513 | 14:06:25.664 |

| Vuelta | Tempo de vuelta | Dif. resp. 1º | Hora del día |
|-------------------------------------|-----------------|---------------|--------------|
| (113) ANTONIO RUIZ RODRIGUEZ | | | |
| 1 | 1:58.238 | +4.963 | 13:52:53.921 |
| 2 | 1:58.027 | +4.752 | 13:54:51.948 |
| 3 | 1:57.968 | +4.693 | 13:56:49.916 |
| 4 | 1:55.712 | +2.437 | 13:58:45.628 |
| 5 | 2:08.456 | +15.181 | 14:00:54.084 |
| 6 | 1:53.275 | | 14:02:47.359 |
| 7 | 1:54.943 | +1.668 | 14:04:42.302 |
| 8 | 1:54.658 | +1.383 | 14:06:36.960 |

| Vuelta | Tempo de vuelta | Dif. resp. 1º | Hora del día |
|--------------------------------|-----------------|---------------|--------------|
| (80) ÁNGEL ALMARZA POZO | | | |
| 1 | 1:57.970 | +0.831 | 13:52:52.653 |
| 2 | 1:57.892 | +0.753 | 13:54:50.545 |
| 3 | 1:58.419 | +1.280 | 13:56:48.964 |
| 4 | 1:57.923 | +0.784 | 13:58:46.887 |
| 5 | 2:00.842 | +3.703 | 14:00:47.729 |
| 6 | 1:59.335 | +2.196 | 14:02:47.064 |
| 7 | 1:57.445 | +0.306 | 14:04:44.509 |
| 8 | 1:57.139 | | 14:06:41.648 |

| Vuelta | Tempo de vuelta | Dif. resp. 1º | Hora del día |
|------------------------------------|-----------------|---------------|--------------|
| (27) CRISTOBAL SIERRA ROJAS | | | |
| 1 | 2:05.093 | +7.466 | 13:53:02.760 |
| 2 | 1:59.949 | +2.322 | 13:55:02.709 |
| 3 | 1:58.670 | +1.043 | 13:57:01.379 |
| 4 | 2:09.872 | +12.245 | 13:59:11.251 |
| 5 | 1:57.627 | | 14:01:08.878 |
| 6 | 1:59.118 | +1.491 | 14:03:07.996 |
| 7 | 1:58.746 | +1.119 | 14:05:06.742 |

| Vuelta | Tempo de vuelta | Dif. resp. 1º | Hora del día |
|---------------------------------|-----------------|---------------|--------------|
| (7) ENRIQUE LEON GALLEGO | | | |
| 1 | 2:02.467 | +2.280 | 13:52:58.726 |
| 2 | 2:00.187 | | 13:54:58.913 |
| 3 | 2:00.839 | +0.652 | 13:56:59.752 |
| 4 | 2:02.065 | +1.878 | 13:59:01.817 |
| 5 | 2:01.293 | +1.106 | 14:01:03.110 |
| 6 | 2:02.095 | +1.908 | 14:03:05.205 |
| 7 | 2:01.598 | +1.411 | 14:05:06.803 |

| Vuelta | Tempo de vuelta | Dif. resp. 1º | Hora del día |
|----------------------------------|-----------------|---------------|--------------|
| (19) AITOR SOLIS GONZALEZ | | | |
| 1 | 2:03.472 | +2.835 | 13:52:59.837 |
| 2 | 2:00.637 | | 13:55:00.474 |
| 3 | 2:02.876 | +2.239 | 13:57:03.350 |
| 4 | 2:03.082 | +2.445 | 13:59:06.432 |
| 5 | 2:04.900 | +4.263 | 14:01:11.332 |
| 6 | 2:02.221 | +1.584 | 14:03:13.553 |
| 7 | 2:02.006 | +1.369 | 14:05:15.559 |

| Vuelta | Tempo de vuelta | Dif. resp. 1º | Hora del día |
|-----------------------------------|-----------------|---------------|--------------|
| (22) JOSE LUIS NIETO VIDAL | | | |
| 1 | 2:00.230 | +4.636 | 13:52:56.739 |
| 2 | 1:58.287 | +2.693 | 13:54:55.026 |
| 3 | 1:56.620 | +1.026 | 13:56:51.646 |





SEGUNDA PRUEBA - VILLANUEVA DE CÓRDOBA

Vuelta a vuelta


3. CLÁSICAS - FÉMINAS

Los Barreros 0,000 km

2ª Manga CLÁSICAS - FÉMINAS

10/04/2022 13:35

Carrera (10:00 y 2 Vueltas) iniciado a 13:50:41



| Competidores | Vueltas | | | | | | | | | |
|--------------------------------|---------|-----|-----|-----|-----|-----|-----|-----|-----|-----|
| | 0 | 1 | 2 | 3 | 4 | 5 | 6 | 7 | 8 | |
| JUAN MORALES DOMINGUEZ (5) | 1 | 5 | 95 | 95 | 95 | 95 | 95 | 95 | 95 | 95 |
| CARLOS OLMEDO MORALES (95) | 2 | 95 | 5 | 8 | 8 | 8 | 8 | 8 | 8 | 8 |
| JOSE VILLANUEVA JUNCOSA (77) | 3 | 77 | 8 | 5 | 5 | 5 | 5 | 5 | 5 | 5 |
| LUIS A. DANTIN PEÑA (37) | 4 | 37 | 77 | 13 | 13 | 13 | 13 | 13 | 78 | 78 |
| DIEGO ANGEL GARCÍA PULIDO (13) | 5 | 13 | 13 | 77 | 78 | 78 | 78 | 78 | 13 | 13 |
| RUBEN FRIAS MORALES (17) | 6 | 17 | 17 | 78 | 17 | 17 | 17 | 17 | 17 | 17 |
| RAUL MARTIN GALVAN (8) | 7 | 8 | 78 | 17 | 77 | 77 | 77 | 77 | 77 | 77 |
| ÁNGEL ALMARZA POZO (80) | 8 | 80 | 37 | 37 | 37 | 37 | 37 | 37 | 37 | 37 |
| JUAN LUIS LAGO CARRERA (78) | 9 | 78 | 80 | 80 | 80 | 113 | 80 | 80 | 113 | 113 |
| ANTONIO RUIZ RODRIGUEZ (113) | 10 | 113 | 113 | 113 | 113 | 80 | 113 | 113 | 80 | 80 |
| ENRIQUE LEON GALLEGO (7) | 11 | 7 | 22 | 22 | 22 | 7 | 7 | 7 | 7 | 27 |
| AITOR SOLIS GONZALEZ (19) | 12 | 19 | 7 | 7 | 7 | 19 | 27 | 27 | 7 | 7 |
| JOSE LUIS NIETO VIDAL (22) | 13 | 22 | 19 | 19 | 27 | 72 | 19 | 19 | 19 | 19 |
| CRISTOBAL SIERRA ROJAS (27) | 14 | 27 | 27 | 27 | 19 | 27 | 72 | 22 | 22 | 22 |
| JOSE LUIS DEL CID SERRANO (72) | 15 | 72 | 72 | 72 | 72 | 22 | 22 | 72 | 72 | 72 |



SEGUNDA PRUEBA - VILLANUEVA DE CÓRDOBA

3. CLÁSICAS - FÉMINAS

Los Barreros 0,000 km

GENERAL

| Pos. | Nº | Nombre | Total puntos | 1VIL | 2VIL | Registro del cochl | Marca | Club |
|---------------------------|-----|---------------------------|--------------|------|------|--------------------|-------------|------------------------|
| CLÁSICAS EVO 80 CC | | | | | | | | |
| 1 | 27 | CRISTOBAL SIERRA ROJAS | 45 | 20 | 25 | 27053-SE | Rieju mr | MOTO CLUB CORIA |
| 2 | 22 | JOSE LUIS NIETO VIDAL | 44 | 22 | 22 | 190381-BA | RIEJU MR80 | MC.MIRAMONTES |
| CLÁSICAS EVO OPEN | | | | | | | | |
| 1 | 8 | RAUL MARTIN GALVAN | 50 | 25 | 25 | 26953-SE | Yamaha | MOTOTEMA |
| 2 | 17 | RUBEN FRIAS MORALES | 47 | 25 | 22 | 26968-SE | Accossato | MOTOTEMA |
| 3 | 77 | JOSE VILLANUEVA JUNCOSA | 42 | 22 | 20 | 26620-SE | HONDA CR125 | CD.MX JEREZ |
| 4 | 37 | LUIS A. DANTIN PEÑA | 38 | 20 | 18 | 225611-M | yamaha | MOTO CLUB ALCORCON |
| 5 | 19 | AITOR SOLIS GONZALEZ | 33 | 18 | 15 | 26970-MA | Montesa | MOTONAVO |
| 6 | 80 | ÁNGEL ALMARZA POZO | 32 | 16 | 16 | 225214-M | Yamaha | CLUB. MOTOR, VILLAREJO |
| 7 | 72 | JOSE LUIS DEL CID SERRANO | 29 | 15 | 14 | 26950-MA | Yamaha | MOTO NAVO |
| CLÁSICAS SUPER-EVO | | | | | | | | |
| 1 | 95 | CARLOS OLMEDO MORALES | 50 | 25 | 25 | 26978-SE* | Honda | ALESER |
| 2 | 5 | JUAN MORALES DOMINGUEZ | 44 | 22 | 22 | 26746-MA | MAICO | MOTOCLUB VILLA DE OJEN |
| 3 | 78 | JUAN LUIS LAGO CARRERA | 40 | 20 | 20 | 26877-CC | Yamaha | TREBUJENA |
| 4 | 13 | DIEGO ANGEL GARCÍA PULIDO | 36 | 18 | 18 | 26702-CO | Yamaha | JAROCROSS |
| 5 | 113 | ANTONIO RUIZ RODRIGUEZ | 32 | 16 | 16 | 26993-SE | GILERA | M.C. URSO |
| 6 | 7 | ENRIQUE LEON GALLEGO | 30 | 15 | 15 | 26952-MA | Yamaha | C.D. RONDA |





SEGUNDA PRUEBA - VILLANUEVA DE CÓRDOBA

Clasificado por mejor tiempo de vuelta

4.PROMESAS 85CC

Los Barreros 0,000 km

Cronometrados PROMESAS 85CC

10/04/2022 10:00

Clasificación (15:00 Tiempo) iniciado a 10:18:35

| Pos. | Nº | Nombre | Clase | Mejor Tm | Dif. resp. 1º | Club |
|------|-----|-------------------------------|----------------|----------|---------------|-----------------------------|
| 1 | 617 | ARTURO OMIL MUÑOZ | PROMESAS 85 CC | 1:33.160 | | C.D. REBUFO CHICLANA |
| 2 | 709 | JUAN ALBERTO MARIN MARTINEZ | PROMESAS 85 CC | 1:34.150 | 0.990 | CD MC REBUFO CHICLANA |
| 3 | 48 | RUBÉN CUEVAS MONTERO | PROMESAS 85 CC | 1:34.362 | 1.202 | OFFROAD DE CÓRDOBA |
| 4 | 28 | MANUEL MONTERO RODRÍGUEZ | PROMESAS 85 CC | 1:37.606 | 4.446 | MOTO CLUB URSO |
| 5 | 7 | JAVIER CAMPOS GARCIA | PROMESAS 85 CC | 1:38.013 | 4.853 | MOTOCLUB MORON |
| 6 | 69 | JOSE MIGUEL SANCHEZ RUIZ | PROMESAS 85 CC | 1:41.605 | 8.445 | MX PARK COSTA DEL SOL CASA |
| 7 | 38 | ALVARO MEDINA ROPERO | PROMESAS 85 CC | 1:41.885 | 8.725 | EL ARENAL |
| 8 | 31 | FRANCISCO JOSE MORENO BUTRON | PROMESAS 85 CC | 1:42.096 | 8.936 | MX CHICLANA |
| 9 | 44 | ANGEL FERNANDEZ SARMIENTO | PROMESAS 85 CC | 1:44.651 | 11.491 | MURIEL RACING TEAM |
| 10 | 20 | SERGIO GONZALES ROMERO | PROMESAS 85 CC | 1:46.146 | 12.986 | TEAM PEPE RACING |
| 11 | 176 | VICTOR CORBACHO ROLDAN | PROMESAS 85 CC | 1:46.652 | 13.492 | MOTOCLUBRONDA |
| 12 | 157 | ÁNGEL AROCA LADRON DE GUEVARA | PROMESAS 85 CC | 1:46.783 | 13.623 | C.D. MX LOS VALLES ALOZAINA |
| 13 | 115 | SERAFIN CAMPOS MUÑOZ | PROMESAS 85 CC | 1:50.797 | 17.637 | EL ARENAL |
| 14 | 8 | LEANDRO CHESSEL | PROMESAS 85 CC | 1:51.626 | 18.466 | |
| 15 | 19 | ADRIÁN PIZARRO AGENJO | PROMESAS 85 CC | 1:52.113 | 18.953 | JAROCROOSS |
| 16 | 226 | MUSA RAHHOU LAARBI | PROMESAS 85 CC | 1:52.733 | 19.573 | ESCUDEÍA MELILLA SPORT CA |
| 17 | 3 | MARIO MUÑOZ SEVILLA | PROMESAS 85 CC | 1:57.656 | 24.496 | ENDUCROSS MELILLA |
| 18 | 213 | AINOA RUIZ OCAMPOS | PROMESAS 85 CC | 2:00.891 | 27.731 | M.C. URSO |



SEGUNDA PRUEBA - VILLANUEVA DE CORDOBA

4.PROMESAS 85CC

Los Barreros 0,000 km

Cronometrados PROMESAS 85CC

10/04/2022 10:00

Clasificación (15:00 Tiempo) iniciado a 10:18:35

| Vuelta | empo de vuelta | Dif. resp. 1° | Hora del día |
|--------------------------------|-----------------|---------------|--------------|
| (617) ARTURO OMIL MUÑOZ | | | |
| 1 | | | 10:18:53.639 |
| 2 | 1:42.483 | +9.323 | 10:20:36.122 |
| 3 | 1:35.980 | +2.820 | 10:22:12.102 |
| 4 | 1:33.727 | +0.567 | 10:23:45.829 |
| 5 | 1:33.888 | +0.728 | 10:25:19.717 |
| 6 | 1:33.160 | | 10:26:52.877 |
| 7 | 1:39.929 | +6.769 | 10:28:32.806 |
| 8 | 1:40.395 | +7.235 | 10:30:13.201 |
| 9 | 1:42.625 | +9.465 | 10:31:55.826 |

| Vuelta | empo de vuelta | Dif. resp. 1° | Hora del día |
|--|-----------------|---------------|--------------|
| (709) JUAN ALBERTO MARIN MARTINEZ | | | |
| 1 | | | 10:19:10.755 |
| 2 | 1:45.596 | +11.446 | 10:20:56.351 |
| 3 | 1:38.733 | +4.583 | 10:22:35.084 |
| 4 | 1:35.467 | +1.317 | 10:24:10.551 |
| 5 | 1:34.150 | | 10:25:44.701 |
| 6 | 1:42.660 | +8.510 | 10:27:27.361 |
| 7 | 1:35.784 | +1.634 | 10:29:03.145 |
| 8 | 1:35.034 | +0.884 | 10:30:38.179 |
| 9 | 1:36.025 | +1.875 | 10:32:14.204 |

| Vuelta | empo de vuelta | Dif. resp. 1° | Hora del día |
|----------------------------------|-----------------|---------------|--------------|
| (48) RUBÉN CUEVAS MONTERO | | | |
| 1 | | | 10:18:47.390 |
| 2 | 1:41.629 | +7.267 | 10:20:29.019 |
| 3 | 1:34.362 | | 10:22:03.381 |
| 4 | 1:35.037 | +0.675 | 10:23:38.418 |
| 5 | 1:35.177 | +0.815 | 10:25:13.595 |
| 6 | 1:36.546 | +2.184 | 10:26:50.141 |
| 7 | 1:35.802 | +1.440 | 10:28:25.943 |
| 8 | 1:36.859 | +1.497 | 10:30:01.802 |
| 9 | 1:36.586 | +2.224 | 10:31:38.388 |

| Vuelta | empo de vuelta | Dif. resp. 1° | Hora del día |
|--------------------------------------|-----------------|---------------|--------------|
| (28) MANUEL MONTERO RODRÍGUEZ | | | |
| 1 | | | 10:19:11.960 |
| 2 | 1:48.617 | +11.011 | 10:21:00.577 |
| 3 | 1:41.740 | +4.134 | 10:22:42.317 |
| 4 | 1:39.444 | +1.838 | 10:24:21.761 |
| 5 | 1:39.649 | +2.043 | 10:26:01.410 |
| 6 | 1:38.723 | +1.117 | 10:27:40.133 |
| 7 | 1:40.936 | +3.330 | 10:29:21.069 |
| 8 | 1:41.116 | +3.510 | 10:31:02.185 |
| 9 | 1:37.606 | | 10:32:39.791 |

| Vuelta | empo de vuelta | Dif. resp. 1° | Hora del día |
|---------------------------------|-----------------|---------------|--------------|
| (7) JAVIER CAMPOS GARCIA | | | |
| 1 | | | 10:19:08.130 |
| 2 | 1:49.554 | +11.541 | 10:20:57.684 |
| 3 | 1:45.539 | +7.526 | 10:22:43.223 |
| 4 | 1:42.737 | +4.724 | 10:24:25.960 |
| 5 | 1:40.508 | +2.495 | 10:26:06.468 |
| 6 | 1:40.383 | +2.370 | 10:27:46.851 |
| 7 | 1:38.013 | | 10:29:24.864 |
| 8 | 1:38.018 | +0.005 | 10:31:02.882 |
| 9 | 1:41.048 | +3.035 | 10:32:43.930 |

| Vuelta | empo de vuelta | Dif. resp. 1° | Hora del día |
|--------------------------------------|-----------------|---------------|--------------|
| (69) JOSE MIGUEL SANCHEZ RUIZ | | | |
| 1 | | | 10:18:49.626 |
| 2 | 1:51.261 | +9.656 | 10:20:40.887 |
| 3 | 1:45.729 | +4.124 | 10:22:26.616 |
| 4 | 1:42.699 | +1.094 | 10:24:09.315 |
| 5 | 1:41.605 | | 10:25:50.920 |
| 6 | 1:44.598 | +2.993 | 10:27:35.518 |
| 7 | 1:44.545 | +2.940 | 10:29:20.063 |
| 8 | 1:41.937 | +0.332 | 10:31:02.000 |
| 9 | 1:46.042 | +4.437 | 10:32:48.042 |

| Vuelta | empo de vuelta | Dif. resp. 1° | Hora del día |
|----------------------------------|-----------------|---------------|--------------|
| (38) ALVARO MEDINA ROPERO | | | |
| 1 | | | 10:19:27.183 |
| 2 | 1:49.827 | +7.942 | 10:21:17.010 |
| 3 | 1:49.771 | +7.886 | 10:23:06.781 |
| 4 | 1:43.651 | +1.766 | 10:24:50.432 |
| 5 | 1:41.885 | | 10:26:32.317 |
| 6 | 1:48.304 | +6.419 | 10:28:20.621 |
| 7 | 1:42.742 | +0.857 | 10:30:03.363 |
| 8 | 1:43.850 | +1.965 | 10:31:47.213 |

| Vuelta | empo de vuelta | Dif. resp. 1° | Hora del día |
|--|-----------------|---------------|--------------|
| (31) FRANCISCO JOSE MORENO BUTRON | | | |
| 1 | | | 10:19:15.221 |
| 2 | 1:53.671 | +11.575 | 10:21:08.892 |
| 3 | 1:54.234 | +12.138 | 10:23:03.126 |
| 4 | 1:42.096 | | 10:24:45.222 |
| 5 | 8:33.571 | +6:51.475 | 10:33:18.793 |

| Vuelta | empo de vuelta | Dif. resp. 1° | Hora del día |
|---------------------------------------|-----------------|---------------|--------------|
| (44) ANGEL FERNANDEZ SARMIENTO | | | |
| 1 | | | 10:19:05.482 |
| 2 | 1:50.518 | +5.867 | 10:20:56.000 |
| 3 | 1:50.579 | +5.928 | 10:22:46.579 |
| 4 | 2:06.604 | +21.953 | 10:24:53.183 |
| 5 | 1:46.647 | +1.996 | 10:26:39.830 |
| 6 | 1:50.048 | +5.397 | 10:28:29.878 |
| 7 | 1:45.929 | +1.278 | 10:30:15.807 |
| 8 | 1:44.651 | | 10:32:00.458 |

| Vuelta | empo de vuelta | Dif. resp. 1° | Hora del día |
|------------------------------------|-----------------|---------------|--------------|
| (20) SERGIO GONZALES ROMERO | | | |
| 1 | | | 10:19:34.086 |
| 2 | 1:52.650 | +6.504 | 10:21:26.736 |
| 3 | 1:49.792 | +3.646 | 10:23:16.528 |
| 4 | 1:46.146 | | 10:25:02.674 |
| 5 | 1:49.133 | +2.987 | 10:26:51.807 |
| 6 | 1:46.414 | +0.268 | 10:28:38.221 |
| 7 | 1:47.966 | +1.820 | 10:30:26.187 |
| 8 | 1:49.220 | +3.074 | 10:32:15.407 |

| Vuelta | empo de vuelta | Dif. resp. 1° | Hora del día |
|-------------------------------------|-----------------|---------------|--------------|
| (176) VICTOR CORBACHO ROLDAN | | | |
| 1 | | | 10:19:02.628 |
| 2 | 1:51.767 | +5.115 | 10:20:54.395 |
| 3 | 1:47.739 | +1.087 | 10:22:42.134 |
| 4 | 1:46.652 | | 10:24:28.786 |
| 5 | 1:48.306 | +1.654 | 10:26:17.092 |
| 6 | 1:48.105 | +1.453 | 10:28:05.197 |
| 7 | 1:47.295 | +0.643 | 10:29:52.492 |
| 8 | 1:48.722 | +2.070 | 10:31:41.214 |

| Vuelta | empo de vuelta | Dif. resp. 1° | Hora del día |
|--|-----------------|---------------|--------------|
| (157) ÁNGEL AROCA LADRON DE GUEVARA | | | |
| 1 | | | 10:19:22.410 |
| 2 | 1:58.619 | +11.836 | 10:21:21.029 |
| 3 | 1:52.302 | +5.519 | 10:23:13.331 |
| 4 | 1:47.278 | +0.495 | 10:25:00.609 |
| 5 | 1:46.783 | | 10:26:47.392 |
| 6 | 1:50.375 | +3.592 | 10:28:37.767 |
| 7 | 1:47.764 | +0.981 | 10:30:25.531 |
| 8 | 1:48.177 | +1.394 | 10:32:13.708 |

| Vuelta | empo de vuelta | Dif. resp. 1° | Hora del día |
|-----------------------------------|----------------|---------------|--------------|
| (115) SERAFIN CAMPOS MUÑOZ | | | |
| 1 | | | 10:18:58.593 |
| 2 | 2:06.601 | +15.804 | 10:21:05.194 |
| 3 | 1:58.601 | +7.804 | 10:23:03.795 |
| 4 | 1:53.741 | +2.944 | 10:24:57.536 |
| 5 | 1:53.670 | +2.873 | 10:26:51.206 |
| 6 | 1:55.526 | +4.729 | 10:28:46.732 |
| 7 | 1:52.575 | +1.778 | 10:30:39.307 |

| Vuelta | empo de vuelta | Dif. resp. 1° | Hora del día |
|--------------------------------|-----------------|---------------|--------------|
| 8 1:50.797 10:32:30.104 | | | |
| (8) LEANDRO CHESSEL | | | |
| 1 | | | 10:19:24.743 |
| 2 | 2:02.041 | +10.415 | 10:21:26.784 |
| 3 | 1:57.077 | +5.451 | 10:23:23.861 |
| 4 | 1:56.297 | +4.671 | 10:25:20.158 |
| 5 | 1:51.626 | | 10:27:11.784 |
| 6 | 1:51.956 | +0.330 | 10:29:03.740 |
| 7 | 1:54.858 | +3.232 | 10:30:58.598 |
| 8 | 1:51.777 | +0.151 | 10:32:50.375 |

| Vuelta | empo de vuelta | Dif. resp. 1° | Hora del día |
|-----------------------------------|-----------------|---------------|--------------|
| (19) ADRIÁN PIZARRO AGENJO | | | |
| 1 | | | 10:19:31.315 |
| 2 | 2:06.464 | +14.351 | 10:21:37.779 |
| 3 | 2:00.866 | +8.753 | 10:23:38.645 |
| 4 | 1:53.913 | +1.800 | 10:25:32.558 |
| 5 | 2:05.706 | +13.593 | 10:27:38.264 |
| 6 | 1:52.113 | | 10:29:30.377 |
| 7 | 1:55.350 | +3.237 | 10:31:25.727 |
| 8 | 2:09.215 | +17.102 | 10:33:34.942 |

| Vuelta | empo de vuelta | Dif. resp. 1° | Hora del día |
|---------------------------------|-----------------|---------------|--------------|
| (226) MUSA RAHHOU LAARBI | | | |
| 1 | | | 10:18:50.923 |
| 2 | 2:00.239 | +7.506 | 10:20:51.162 |
| 3 | 1:55.444 | +2.711 | 10:22:46.606 |
| 4 | 1:56.389 | +3.656 | 10:24:42.995 |
| 5 | 1:54.784 | +2.051 | 10:26:37.779 |
| 6 | 2:06.081 | +13.348 | 10:28:43.860 |
| 7 | 2:11.365 | +18.632 | 10:30:55.225 |
| 8 | 1:52.733 | | 10:32:47.958 |

| Vuelta | empo de vuelta | Dif. resp. 1° | Hora del día |
|--------------------------------|-----------------|---------------|--------------|
| (3) MARIO MUÑOZ SEVILLA | | | |
| 1 | | | 10:19:02.953 |
| 2 | 2:03.729 | +6.073 | 10:21:06.682 |
| 3 | 2:27.360 | +29.704 | 10:23:34.042 |
| 4 | 1:58.465 | +0.809 | 10:25:32.507 |
| 5 | 2:31.104 | +33.448 | 10:28:03.611 |
| 6 | 1:59.999 | +2.343 | 10:30:03.610 |
| 7 | 1:57.656 | | 10:32:01.266 |

| Vuelta | empo de vuelta | Dif. resp. 1° | Hora del día |
|----------------------------------|-----------------|---------------|--------------|
| (213) AINOVA RUIZ OCAMPOS | | | |
| 1 | | | 10:19:21.463 |
| 2 | 2:15.350 | +14.459 | 10:21:36.813 |
| 3 | 2:06.842 | +5.951 | 10:23:43.655 |
| 4 | 2:02.189 | +1.298 | 10:25:45.844 |
| 5 | 2:03.040 | +2.149 | 10:27:48.884 |
| 6 | 2:00.891 | | 10:29:49.775 |
| 7 | 2:02.284 | +1.393 | 10:31:52.059 |

Cronometraje

Orbits





SEGUNDA PRUEBA - VILLANUEVA DE CÓRDOBA

Vuelta a vuelta

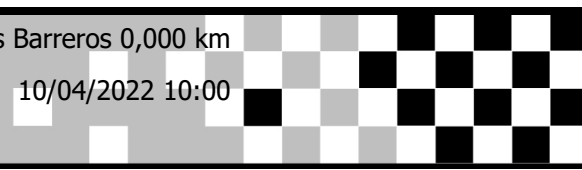
4.PROMESAS 85CC

Los Barreros 0,000 km

Cronometrados PROMESAS 85CC

10/04/2022 10:00

Clasificación (15:00 Tiempo) iniciado a 10:18:35



| Competidores | Vueltas | | | | | | | | | |
|-------------------------------------|---------|-----|-----|-----|-----|-----|-----|-----|-----|-----|
| | 1 | 2 | 3 | 4 | 5 | 6 | 7 | 8 | 9 | |
| RUBÉN CUEVAS MONTERO (48) | 1 | 48 | 48 | 48 | 48 | 48 | 48 | 48 | 48 | 48 |
| JOSE MIGUEL SANCHEZ RUIZ (69) | 2 | 69 | 617 | 617 | 617 | 617 | 617 | 617 | 617 | 617 |
| MUSA RAHHOU LAARBI (226) | 3 | 226 | 69 | 69 | 709 | 709 | 709 | 709 | 709 | 709 |
| ARTURO OMIL MUÑOZ (617) | 4 | 617 | 226 | 709 | 709 | 69 | 69 | 69 | 69 | 28 |
| SERAFIN CAMPOS MUÑOZ (115) | 5 | 115 | 176 | 176 | 28 | 28 | 28 | 28 | 28 | 7 |
| VICTOR CORBACHO ROLDAN (176) | 6 | 176 | 44 | 28 | 7 | 7 | 7 | 7 | 7 | 69 |
| MARIO MUÑOZ SEVILLA (3) | 7 | 3 | 709 | 7 | 176 | 176 | 176 | 176 | 176 | |
| ANGEL FERNANDEZ SARMIENTO (44) | 8 | 44 | 7 | 44 | 226 | 38 | 38 | 38 | 38 | |
| JAVIER CAMPOS GARCIA (7) | 9 | 7 | 28 | 226 | 31 | 226 | 44 | 44 | 44 | |
| JUAN ALBERTO MARIN MARTINEZ (709) | 10 | 709 | 115 | 31 | 38 | 44 | 157 | 157 | 157 | |
| MANUEL MONTERO RODRÍGUEZ (28) | 11 | 28 | 3 | 115 | 44 | 157 | 20 | 20 | 20 | |
| FRANCISCO JOSE MORENO BUTRON (31) | 12 | 31 | 31 | 38 | 115 | 115 | 226 | 115 | 115 | |
| AINOA RUIZ OCAMPOS (213) | 13 | 213 | 38 | 157 | 157 | 20 | 115 | 226 | 226 | |
| ÁNGEL AROCA LADRON DE GUEVARA (157) | 14 | 157 | 157 | 20 | 20 | 8 | 8 | 8 | 8 | |
| LEANDRO CHESSEL (8) | 15 | 8 | 20 | 8 | 8 | 19 | 19 | 19 | 19 | |
| ALVARO MEDINA ROPERIO (38) | 16 | 38 | 8 | 3 | 3 | 213 | 213 | 213 | 213 | |
| ADRIÁN PIZARRO AGENJO (19) | 17 | 19 | 213 | 19 | 19 | 3 | 3 | 3 | 3 | |
| SERGIO GONZALES ROMERO (20) | 18 | 20 | 19 | 213 | 213 | 31 | | | | |



SEGUNDA PRUEBA - VILLANUEVA DE CÓRDOBA

Clasificado por vueltas

4.PROMESAS 85CC

Los Barreros 0,000 km

1ª Manga PROMESAS 85CC

10/04/2022 11:55

Carrera iniciado a 12:03:10

| Pos. | Nº | Nombre | Puntos | Vueltas | Reg. Piloto | Total Tº | Dif. resp. 1º | Marca | Club |
|----------------|-----|-------------------------------|--------|---------|-------------|-----------|---------------|------------|---------------------------------|
| 1 | 48 | RUBÉN CUEVAS MONTERO | 25 | 10 | 26697-CO | 16:19.289 | | KTM | OFFROAD DE CÓRDOBA |
| 2 | 617 | ARTURO OMIL MUÑOZ | 22 | 10 | 26215-CA | 16:23.050 | 3.761 | KAWASAKI | C.D. REBUFO CHICLANA |
| 3 | 709 | JUAN ALBERTO MARIN MARTINEZ | 20 | 10 | 26243-CA | 16:38.437 | 19.148 | Ktm | CD MC REBUFO CHICLANA |
| 4 | 28 | MANUEL MONTERO RODRÍGUEZ | 18 | 10 | 26285-SE | 16:56.572 | 37.283 | KTM | MOTO CLUB URSO |
| 5 | 7 | JAVIER CAMPOS GARCIA | 16 | 10 | 26286-SE | 17:18.518 | 59.229 | KTM | MOTOCUB MORON |
| 6 | 31 | FRANCISCO JOSE MORENO BUTRON | 15 | 10 | 26567-CA | 17:34.232 | 1:14.943 | Husqvarna | MX CHICLANA |
| 7 | 20 | SERGIO GONZALES ROMERO | 14 | 10 | 190464-CC | 18:03.515 | 1:44.226 | HUWQVARNNA | TEAM PEPE RACING |
| 8 | 176 | VICTOR CORBACHO ROLDAN | 13 | 9 | 26271-MA | 16:34.307 | 1 Vuelta | KTM | MOTOCUBRONDA |
| 9 | 69 | JOSE MIGUEL SANCHEZ RUIZ | 12 | 9 | 26406-MA | 16:40.943 | 1 Vuelta | Husqvarna | MX PARK COSTA DEL SOL CASARES |
| 10 | 38 | ALVARO MEDINA ROPERO | 11 | 9 | 26779-CO | 17:00.441 | 1 Vuelta | husbarh | EL ARENAL |
| 11 | 19 | ADRIÁN PIZARRO AGENJO | 10 | 9 | 27026-CO | 17:20.817 | 1 Vuelta | Ktm | JAROCROOSS |
| 12 | 44 | ANGEL FERNANDEZ SARMIENTO | 9 | 9 | 26352-CA | 17:29.201 | 1 Vuelta | Gas Gas | MURIEL RACING TEAM |
| 13 | 157 | ÁNGEL AROCA LADRON DE GUEVARA | 8 | 9 | 26625-SE | 17:52.775 | 1 Vuelta | Kawasaki | C.D. MX LOS VALLES ALOZAINA |
| 14 | 213 | AINOA RUIZ OCAMPOS | 7 | 8 | 26273-SE | 16:28.160 | 2 Vueltas | KTM | M.C. URSO |
| 15 | 226 | MUSA RAHHOU LAARBI | 6 | 8 | 26799-ML | 16:51.250 | 2 Vueltas | KTM | ESCUDERÍA MELILLA SPORT CAPITAL |
| 16 | 3 | MARIO MUÑOZ SEVILLA | 5 | 8 | 27136-ML | 17:21.037 | 2 Vueltas | Kawasaki | ENDUCROSS MELILLA |
| 17 | 115 | SERAFIN CAMPOS MUÑOZ | 4 | 8 | 26274-GR | 17:27.853 | 2 Vueltas | KTM | EL ARENAL |
| No clasificado | | | | | | | | | |
| NT | 8 | LEANDRO CHEssel | 0 | 3 | 26785-MA | 5:57.639 | | NT KTM | |

Márgen de victoria

Velocidad media

Mejor tº de vuelta

Mejor Vel.

Mejor vuelta para

3.761

-

1:33.201

-

48 - RUBÉN CUEVAS MONTERO

Cronometraje

Orbits





SEGUNDA PRUEBA - VILLANUEVA DE CÓRDOBA

Vuelta a vuelta

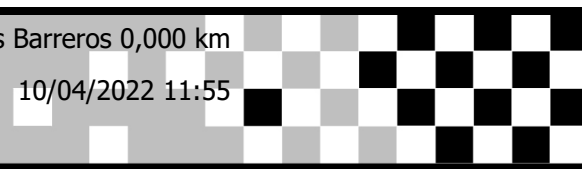
4.PROMESAS 85CC

Los Barreros 0,000 km

1ª Manga PROMESAS 85CC

10/04/2022 11:55

Carrera iniciado a 12:03:10



| Competidores | Vueltas | | | | | | | | | | |
|-------------------------------------|---------|-----|-----|-----|-----|-----|-----|-----|-----|-----|-----|
| | 0 | 1 | 2 | 3 | 4 | 5 | 6 | 7 | 8 | 9 | 10 |
| ARTURO OMIL MUÑOZ (617) | 1 | 617 | 617 | 617 | 617 | 617 | 617 | 617 | 48 | 48 | 48 |
| MANUEL MONTERO RODRÍGUEZ (28) | 2 | 28 | 28 | 709 | 48 | 709 | 709 | 48 | 48 | 617 | 617 |
| FRANCISCO JOSE MORENO BUTRON (31) | 3 | 31 | 709 | 48 | 709 | 48 | 48 | 709 | 709 | 709 | 709 |
| JUAN ALBERTO MARIN MARTINEZ (709) | 4 | 709 | 48 | 28 | 28 | 28 | 28 | 28 | 28 | 28 | 28 |
| SERGIO GONZALES ROMERO (20) | 5 | 20 | 31 | 31 | 31 | 31 | 7 | 7 | 7 | 7 | 7 |
| RUBÉN CUEVAS MONTERO (48) | 6 | 48 | 38 | 7 | 7 | 7 | 31 | 31 | 31 | 31 | 31 |
| VICTOR CORBACHO ROLDAN (176) | 7 | 176 | 20 | 38 | 38 | 38 | 38 | 20 | 20 | 20 | 20 |
| MUSA RAHGHOU LAARBI (226) | 8 | 226 | 7 | 20 | 20 | 20 | 20 | 176 | 176 | 176 | 176 |
| JAVIER CAMPOS GARCIA (7) | 9 | 7 | 176 | 176 | 176 | 176 | 176 | 38 | 69 | 69 | 69 |
| ALVARO MEDINA ROPERO (38) | 10 | 38 | 44 | 44 | 157 | 157 | 69 | 69 | 38 | 38 | 38 |
| ANGEL FERNANDEZ SARMIENTO (44) | 11 | 44 | 19 | 19 | 19 | 115 | 19 | 19 | 19 | 19 | 19 |
| SERAFIN CAMPOS MUÑOZ (115) | 12 | 115 | 115 | 115 | 115 | 69 | 115 | 44 | 44 | 44 | 44 |
| ADRIÁN PIZARRO AGENJO (19) | 13 | 19 | 157 | 8 | 8 | 19 | 44 | 157 | 157 | 157 | 157 |
| JOSE MIGUEL SANCHEZ RUIZ (69) | 14 | 69 | 8 | 157 | 69 | 44 | 157 | 213 | 213 | 213 | 213 |
| MARIO MUÑOZ SEVILLA (3) | 15 | 3 | 3 | 3 | 44 | 213 | 213 | 226 | 226 | 226 | 226 |
| ÁNGEL AROCA LADRON DE GUEVARA (157) | 16 | 157 | 226 | 69 | 213 | 226 | 226 | 3 | 3 | 3 | 3 |
| AINOA RUIZ OCAMPOS (213) | 17 | 213 | 69 | 226 | 226 | 3 | 3 | 115 | 115 | 115 | 115 |
| LEANDRO CHESSEL (8) | 18 | 8 | 213 | 213 | 3 | | | | | | |

Cronometraje

Orbits





SEGUNDA PRUEBA - VILLANUEVA DE CÓRDOBA

Clasificado por vueltas

4.PROMESAS 85CC

Los Barreros 0,000 km

2ª Manga PROMESAS 85CC

10/04/2022 13:50

Carrera iniciado a 14:07:35

| Pos. | Nº | Nombre | Puntos | Vueltas | Reg. Piloto | Total Tº | Dif. resp. 1º | Marca | Club |
|----------------|-----|-------------------------------|--------|---------|-------------|-----------|---------------|------------|---------------------------------|
| 1 | 48 | RUBÉN CUEVAS MONTERO | 25 | 10 | 26697-CO | 16:58.992 | | KTM | OFFROAD DE CÓRDOBA |
| 2 | 28 | MANUEL MONTERO RODRÍGUEZ | 22 | 10 | 26285-SE | 17:02.488 | 3.496 | KTM | MOTO CLUB URSO |
| 3 | 617 | ARTURO OMIL MUÑOZ | 20 | 10 | 26215-CA | 17:05.541 | 6.549 | KAWASAKI | C.D. REBUFO CHICLANA |
| 4 | 709 | JUAN ALBERTO MARIN MARTINEZ | 18 | 10 | 26243-CA | 17:10.299 | 11.307 | Ktm | CD MC REBUFO CHICLANA |
| 5 | 7 | JAVIER CAMPOS GARCIA | 16 | 10 | 26286-SE | 17:15.027 | 16.035 | KTM | MOTOCUB MORON |
| 6 | 31 | FRANCISCO JOSE MORENO BUTRON | 15 | 10 | 26567-CA | 18:20.941 | 1:21.949 | Husqvarna | MX CHICLANA |
| 7 | 69 | JOSE MIGUEL SANCHEZ RUIZ | 14 | 10 | 26406-MA | 18:45.802 | 1:46.810 | Husqvarna | MX PARK COSTA DEL SOL CASARES |
| 8 | 38 | ALVARO MEDINA ROPERO | 13 | 9 | 26779-CO | 17:11.094 | 1 Vuelta | husbarh | EL ARENAL |
| 9 | 176 | VICTOR CORBACHO ROLDAN | 12 | 9 | 26271-MA | 17:22.278 | 1 Vuelta | KTM | MOTOCUBRONDA |
| 10 | 20 | SERGIO GONZALES ROMERO | 11 | 9 | 190464-CC | 17:35.942 | 1 Vuelta | HUWQVARNA | TEAM PEPE RACING |
| 11 | 8 | LEANDRO CHESSEL | 10 | 9 | 26785-MA | 17:35.943 | 1 Vuelta | KTM | |
| 12 | 157 | ÁNGEL AROCA LADRON DE GUEVARA | 9 | 9 | 26625-SE | 18:07.307 | 1 Vuelta | Kawasaki | C.D. MX LOS VALLES ALOZAINA |
| 13 | 226 | MUSA RAHHOU LAARBI | 8 | 9 | 26799-ML | 18:11.201 | 1 Vuelta | KTM | ESCUDERÍA MELILLA SPORT CAPITAL |
| 14 | 19 | ADRIÁN PIZARRO AGENJO | 7 | 9 | 27026-CO | 18:13.127 | 1 Vuelta | Ktm | JAROCROOSS |
| 15 | 213 | AINOA RUIZ OCAMPOS | 6 | 8 | 26273-SE | 16:59.417 | 2 Vueltas | KTM | M.C. URSO |
| 16 | 3 | MARIO MUÑOZ SEVILLA | 5 | 8 | 27136-ML | 17:41.953 | 2 Vueltas | Kawasaki | ENDUCROSS MELILLA |
| No clasificado | | | | | | | | | |
| NT | 115 | SERAFIN CAMPOS MUÑOZ | 0 | 4 | 26274-GR | 8:21.646 | | NT KTM | EL ARENAL |
| NT | 44 | ANGEL FERNANDEZ SARMIENTO | 0 | 2 | 26352-CA | 3:50.899 | | NT Gas Gas | MURIEL RACING TEAM |

Márgen de victoria

Velocidad media

Mejor tº de vuelta

Mejor Vel.

Mejor vuelta para

3.496

-

1:37.602

-

617 - ARTURO OMIL MUÑOZ

Cronometraje

Orbits





SEGUNDA PRUEBA - VILLANUEVA DE CÓRDOBA

4.PROMESAS 85CC

Los Barreros 0,000 km

2ª Manga PROMESAS 85CC

10/04/2022 13:50

Carrera iniciado a 14:07:35

| Vuelta | Tempo de vuelta | Dif. resp. 1° | Hora del día |
|----------------------------------|-----------------|---------------|--------------|
| (48) RUBÉN CUEVAS MONTERO | | | |
| 1 | 1:40.323 | +2.157 | 14:09:27.224 |
| 2 | 1:38.315 | +0.149 | 14:11:05.539 |
| 3 | 1:39.160 | +0.994 | 14:12:44.699 |
| 4 | 1:38.166 | | 14:14:22.865 |
| 5 | 1:44.159 | +5.993 | 14:16:07.024 |
| 6 | 1:40.801 | +2.635 | 14:17:47.825 |
| 7 | 1:40.589 | +2.423 | 14:19:28.414 |
| 8 | 1:41.524 | +3.358 | 14:21:09.938 |
| 9 | 1:41.332 | +3.166 | 14:22:51.270 |
| 10 | 1:42.800 | +4.634 | 14:24:34.070 |

| Vuelta | Tempo de vuelta | Dif. resp. 1° | Hora del día |
|--------------------------------------|-----------------|---------------|--------------|
| (28) MANUEL MONTERO RODRÍGUEZ | | | |
| 1 | 1:40.318 | +0.954 | 14:09:26.696 |
| 2 | 1:40.953 | +1.589 | 14:11:07.649 |
| 3 | 1:39.364 | | 14:12:47.013 |
| 4 | 1:39.456 | +0.092 | 14:14:26.469 |
| 5 | 1:44.029 | +4.665 | 14:16:10.498 |
| 6 | 1:41.227 | +1.863 | 14:17:51.725 |
| 7 | 1:41.391 | +2.027 | 14:19:33.116 |
| 8 | 1:41.818 | +2.454 | 14:21:14.934 |
| 9 | 1:40.872 | +1.508 | 14:22:55.806 |
| 10 | 1:41.760 | +2.396 | 14:24:37.566 |

| Vuelta | Tempo de vuelta | Dif. resp. 1° | Hora del día |
|--------------------------------|-----------------|---------------|--------------|
| (617) ARTURO OMIL MUÑOZ | | | |
| 1 | 1:46.729 | +9.127 | 14:09:45.296 |
| 2 | 1:40.719 | +3.117 | 14:11:26.015 |
| 3 | 1:39.664 | +2.062 | 14:13:05.679 |
| 4 | 1:40.432 | +2.830 | 14:14:46.111 |
| 5 | 1:39.452 | +1.850 | 14:16:25.563 |
| 6 | 1:39.208 | +1.606 | 14:18:04.771 |
| 7 | 1:39.597 | +1.995 | 14:19:44.368 |
| 8 | 1:37.602 | | 14:21:21.970 |
| 9 | 1:38.982 | +1.380 | 14:23:00.952 |
| 10 | 1:39.667 | +2.065 | 14:24:40.619 |

| Vuelta | Tempo de vuelta | Dif. resp. 1° | Hora del día |
|--|-----------------|---------------|--------------|
| (709) JUAN ALBERTO MARIN MARTINEZ | | | |
| 1 | 1:43.253 | +3.233 | 14:09:29.579 |
| 2 | 1:41.771 | +1.751 | 14:11:11.350 |
| 3 | 1:40.722 | +0.702 | 14:12:52.072 |
| 4 | 1:40.020 | | 14:14:32.092 |
| 5 | 1:42.679 | +2.659 | 14:16:14.771 |
| 6 | 1:41.505 | +1.485 | 14:17:56.276 |
| 7 | 1:42.175 | +2.155 | 14:19:38.451 |
| 8 | 1:42.014 | +1.994 | 14:21:20.465 |
| 9 | 1:42.330 | +2.310 | 14:23:02.795 |
| 10 | 1:42.582 | +2.562 | 14:24:45.377 |

| Vuelta | Tempo de vuelta | Dif. resp. 1° | Hora del día |
|---------------------------------|-----------------|---------------|--------------|
| (7) JAVIER CAMPOS GARCIA | | | |
| 1 | 1:44.375 | +4.117 | 14:09:32.240 |
| 2 | 1:42.337 | +2.079 | 14:11:14.577 |
| 3 | 1:42.359 | +2.101 | 14:12:56.936 |
| 4 | 1:41.504 | +1.246 | 14:14:38.440 |
| 5 | 1:41.631 | +1.373 | 14:16:20.071 |
| 6 | 1:41.692 | +1.434 | 14:18:01.763 |
| 7 | 1:41.489 | +1.231 | 14:19:43.252 |
| 8 | 1:40.501 | +0.243 | 14:21:23.753 |
| 9 | 1:40.258 | | 14:23:04.011 |
| 10 | 1:46.094 | +5.836 | 14:24:50.105 |

| Vuelta | Tempo de vuelta | Dif. resp. 1° | Hora del día |
|--|-----------------|---------------|--------------|
| (31) FRANCISCO JOSE MORENO BUTRON | | | |
| 1 | 1:49.489 | +2.776 | 14:09:37.146 |
| 2 | 1:46.713 | | 14:11:23.859 |
| 3 | 1:48.212 | +1.499 | 14:13:12.071 |
| 4 | 1:49.986 | +3.273 | 14:15:02.057 |

| Vuelta | Tempo de vuelta | Dif. resp. 1° | Hora del día |
|--------|-----------------|---------------|--------------|
| 5 | 1:49.819 | +3.106 | 14:16:51.876 |
| 6 | 1:49.079 | +2.366 | 14:18:40.955 |
| 7 | 1:48.069 | +1.356 | 14:20:29.024 |
| 8 | 1:48.495 | +1.782 | 14:22:17.519 |
| 9 | 1:50.142 | +3.429 | 14:24:07.661 |
| 10 | 1:48.358 | +1.645 | 14:25:56.019 |

| Vuelta | Tempo de vuelta | Dif. resp. 1° | Hora del día |
|--------------------------------------|-----------------|---------------|--------------|
| (69) JOSE MIGUEL SANCHEZ RUIZ | | | |
| 1 | 1:50.847 | +2.529 | 14:09:39.373 |
| 2 | 1:49.956 | +1.638 | 14:11:29.329 |
| 3 | 1:48.318 | | 14:13:17.647 |
| 4 | 1:51.768 | +3.450 | 14:15:09.415 |
| 5 | 1:50.932 | +2.614 | 14:17:00.347 |
| 6 | 1:52.623 | +4.305 | 14:18:52.970 |
| 7 | 1:50.545 | +2.227 | 14:20:43.515 |
| 8 | 1:50.921 | +2.603 | 14:22:34.436 |
| 9 | 1:51.459 | +3.141 | 14:24:25.895 |
| 10 | 1:54.985 | +6.667 | 14:26:20.880 |

| Vuelta | Tempo de vuelta | Dif. resp. 1° | Hora del día |
|-----------------------------------|-----------------|---------------|--------------|
| (38) ALVARO MEDINA ROPERIO | | | |
| 1 | 1:55.820 | +4.945 | 14:09:49.044 |
| 2 | 1:52.280 | +1.405 | 14:11:41.324 |
| 3 | 1:52.118 | +1.243 | 14:13:33.442 |
| 4 | 1:51.697 | +0.822 | 14:15:25.139 |
| 5 | 1:50.875 | | 14:17:16.014 |
| 6 | 1:52.754 | +1.879 | 14:19:08.768 |
| 7 | 1:51.802 | +0.927 | 14:21:00.570 |
| 8 | 1:51.874 | +0.999 | 14:22:52.444 |
| 9 | 1:53.728 | +2.853 | 14:24:46.172 |

| Vuelta | Tempo de vuelta | Dif. resp. 1° | Hora del día |
|-------------------------------------|-----------------|---------------|--------------|
| (176) VICTOR CORBACHO ROLDAN | | | |
| 1 | 1:53.011 | +1.155 | 14:09:48.006 |
| 2 | 1:52.151 | +0.295 | 14:11:40.157 |
| 3 | 1:52.513 | +0.657 | 14:13:32.670 |
| 4 | 1:51.856 | | 14:15:24.526 |
| 5 | 1:53.854 | +1.998 | 14:17:18.380 |
| 6 | 1:53.958 | +2.102 | 14:19:12.338 |
| 7 | 1:53.819 | +1.963 | 14:21:06.157 |
| 8 | 1:55.311 | +3.455 | 14:23:01.468 |
| 9 | 1:55.888 | +4.032 | 14:24:57.356 |

| Vuelta | Tempo de vuelta | Dif. resp. 1° | Hora del día |
|------------------------------------|-----------------|---------------|--------------|
| (20) SERGIO GONZALES ROMERO | | | |
| 1 | 1:54.835 | +3.964 | 14:09:51.734 |
| 2 | 1:53.268 | +2.397 | 14:11:45.002 |
| 3 | 1:53.265 | +2.394 | 14:13:38.267 |
| 4 | 1:50.871 | | 14:15:29.138 |
| 5 | 1:52.328 | +1.457 | 14:17:21.466 |
| 6 | 1:52.069 | +1.198 | 14:19:13.535 |
| 7 | 1:53.668 | +2.797 | 14:21:07.203 |
| 8 | 1:54.943 | +4.072 | 14:23:02.146 |
| 9 | 2:08.874 | +18.003 | 14:25:11.020 |

| Vuelta | Tempo de vuelta | Dif. resp. 1° | Hora del día |
|----------------------------|-----------------|---------------|--------------|
| (8) LEANDRO CHESSEL | | | |
| 1 | 1:58.766 | +4.965 | 14:09:47.712 |
| 2 | 1:56.999 | +3.198 | 14:11:44.711 |
| 3 | 1:56.812 | +3.011 | 14:13:41.523 |
| 4 | 1:54.371 | +0.570 | 14:15:35.894 |
| 5 | 1:56.604 | +2.803 | 14:17:32.498 |
| 6 | 1:55.242 | +1.441 | 14:19:27.740 |
| 7 | 1:53.801 | | 14:21:21.541 |
| 8 | 1:54.686 | +0.885 | 14:23:16.227 |
| 9 | 1:54.794 | +0.993 | 14:25:11.021 |

| Vuelta | Tempo de vuelta | Dif. resp. 1° | Hora del día |
|--|-----------------|---------------|--------------|
| (157) ÁNGEL AROCA LADRON DE GUEVARA | | | |
| 1 | 2:01.820 | +5.426 | 14:09:51.794 |
| 2 | 1:57.563 | +1.169 | 14:11:49.357 |

| Vuelta | Tempo de vuelta | Dif. resp. 1° | Hora del día |
|--------|-----------------|---------------|--------------|
| 3 | 1:59.654 | +3.260 | 14:13:49.011 |
| 4 | 1:56.394 | | 14:15:45.405 |
| 5 | 1:57.839 | +1.445 | 14:17:43.244 |
| 6 | 2:03.464 | +7.070 | 14:19:46.708 |
| 7 | 1:59.055 | +2.661 | 14:21:45.763 |
| 8 | 1:58.944 | +2.550 | 14:23:44.707 |
| 9 | 1:57.678 | +1.284 | 14:25:42.385 |

| Vuelta | Tempo de vuelta | Dif. resp. 1° | Hora del día |
|---------------------------------|-----------------|---------------|--------------|
| (226) MUSA RAHLOU LAARBI | | | |
| 1 | 1:58.782 | +4.060 | 14:09:59.111 |
| 2 | 1:54.722 | | 14:11:53.833 |
| 3 | 1:58.930 | +4.208 | 14:13:52.763 |
| 4 | 1:56.492 | +1.770 | 14:15:49.255 |
| 5 | 1:58.370 | +3.648 | 14:17:47.625 |
| 6 | 2:02.315 | +7.593 | 14:19:49.940 |
| 7 | 1:59.283 | +4.561 | 14:21:49.223 |
| 8 | 1:59.085 | +4.363 | 14:23:48.308 |
| 9 | 1:57.971 | +3.249 | 14:25:46.279 |

| Vuelta | Tempo de vuelta | Dif. resp. 1° | Hora del día |
|-----------------------------------|-----------------|---------------|--------------|
| (19) ADRIÁN PIZARRO AGENJO | | | |
| 1 | 1:55.461 | | 14:09:44.393 |
| 2 | 2:08.157 | +12.696 | 14:11:52.550 |
| 3 | 1:59.577 | +4.116 | 14:13:52.127 |
| 4 | 2:00.396 | +4.935 | 14:15:52.523 |
| 5 | 2:00.136 | +4.675 | 14:17:52.659 |
| 6 | 1:59.979 | +4.518 | 14:19:52.638 |
| 7 | 1:58.251 | +2.790 | 14:21:50.889 |
| 8 | 1:57.880 | +2.419 | 14:23:48.769 |
| 9 | 1:59.436 | +3.975 | 14:25:48.205 |

| Vuelta | Tempo de vuelta | Dif. resp. 1° | Hora del día |
|----------------------------------|-----------------|---------------|--------------|
| (213) AINOVA RUIZ OCAMPOS | | | |
| 1 | 2:08.288 | +5.065 | 14:10:02.711 |
| 2 | 2:03.939 | +0.716 | 14:12:06.650 |
| 3 | 2:03.892 | +0.669 | 14:14:10.542 |
| 4 | 2:06.316 | +3.093 | 14:16:16.858 |
| 5 | 2:05.776 | +2.553 | 14:18:22.634 |
| 6 | 2:04.050 | +0.827 | 14:20:26.684 |
| 7 | 2:04.588 | +1.365 | 14:22:31.272 |
| 8 | 2:03.223 | | 14:24:34.495 |

| Vuelta | Tempo de vuelta | Dif. resp. 1° | Hora del día |
|--------------------------------|-----------------|---------------|--------------|
| (3) MARIO MUÑOZ SEVILLA | | | |
| 1 | 2:10.255 | +6.537 | 14:10:02.054 |
| 2 | 2:03.718 | | 14:12:05.772 |
| 3 | 2:14.125 | +10.407 | 14:14:19.897 |
| 4 | 2:09.255 | +5.537 | 14:16:29.152 |
| 5 | 2:09.699 | +5.981 | 14:18:38.851 |
| 6 | 2:09.474 | +5.756 | 14:20:48.325 |
| 7 | 2:11.567 | +7.849 | 14:22:59.892 |
| 8 | 2:17.139 | +13.421 | 14:25:17.031 |

| Vuelta | Tempo de vuelta | Dif. resp. 1° | Hora del día |
|-----------------------------------|-----------------|---------------|--------------|
| (115) SERAFIN CAMPOS MUÑOZ | | | |
| 1 | 1:57.050 | | 14:09:57.471 |
| 2 | 2:00.143 | +3.093 | 14:11:57.614 |
| 3 | 2:01.243 | +4.193 | 14:13:58.857 |
| 4 | 1:57.867 | +0.817 | 14:15:56.724 |

| Vuelta | Tempo de vuelta | Dif. resp. 1° | Hora del día |
|---------------------------------------|-----------------|---------------|--------------|
| (44) ANGEL FERNANDEZ SARMIENTO | | | |
| 1 | 1:50.345 | +2.909 | 14:09:38.541 |
| 2 | 1:47.436 | | 14:11:25.977 |





SEGUNDA PRUEBA - VILLANUEVA DE CÓRDOBA

Vuelta a vuelta


4.PROMESAS 85CC

Los Barreros 0,000 km

2ª Manga PROMESAS 85CC

10/04/2022 13:50

Carrera iniciado a 14:07:35



| Competidores | Vueltas | | | | | | | | | | | |
|-------------------------------------|---------|-----|-----|-----|-----|-----|-----|-----|-----|-----|-----|-----|
| | 0 | 1 | 2 | 3 | 4 | 5 | 6 | 7 | 8 | 9 | 10 | |
| JUAN ALBERTO MARIN MARTINEZ (709) | 1 | 709 | 28 | 48 | 48 | 48 | 48 | 48 | 48 | 48 | 48 | 48 |
| MANUEL MONTERO RODRÍGUEZ (28) | 2 | 28 | 48 | 28 | 28 | 28 | 28 | 28 | 28 | 28 | 28 | 28 |
| RUBÉN CUEVAS MONTERO (48) | 3 | 48 | 709 | 709 | 709 | 709 | 709 | 709 | 709 | 617 | 617 | 617 |
| FRANCISCO JOSE MORENO BUTRON (31) | 4 | 31 | 7 | 7 | 7 | 7 | 7 | 7 | 7 | 617 | 709 | 709 |
| JAVIER CAMPOS GARCIA (7) | 5 | 7 | 31 | 31 | 617 | 617 | 617 | 617 | 617 | 7 | 7 | 7 |
| ANGEL FERNANDEZ SARMIENTO (44) | 6 | 44 | 44 | 44 | 31 | 31 | 31 | 31 | 31 | 31 | 31 | 31 |
| JOSE MIGUEL SANCHEZ RUIZ (69) | 7 | 69 | 69 | 617 | 69 | 69 | 69 | 69 | 69 | 69 | 69 | 69 |
| ADRIÁN PIZARRO AGENJO (19) | 8 | 19 | 19 | 69 | 176 | 176 | 38 | 38 | 38 | 38 | 38 | 38 |
| LEANDRO CHESSEL (8) | 9 | 8 | 617 | 176 | 38 | 38 | 176 | 176 | 176 | 176 | 176 | 176 |
| ÁNGEL AROCA LADRON DE GUEVARA (157) | 10 | 157 | 8 | 38 | 20 | 20 | 20 | 20 | 20 | 20 | 20 | 20 |
| MARIO MUÑOZ SEVILLA (3) | 11 | 3 | 176 | 8 | 8 | 8 | 8 | 8 | 8 | 8 | 8 | 8 |
| ALVARO MEDINA ROPERO (38) | 12 | 38 | 38 | 20 | 157 | 157 | 157 | 157 | 157 | 157 | 157 | 157 |
| AINOA RUIZ OCAMPOS (213) | 13 | 213 | 20 | 157 | 19 | 226 | 226 | 226 | 226 | 226 | 226 | 226 |
| VICTOR CORBACHO ROLDAN (176) | 14 | 176 | 157 | 19 | 226 | 19 | 19 | 19 | 19 | 19 | 19 | 19 |
| SERGIO GONZALES ROMERO (20) | 15 | 20 | 115 | 226 | 115 | 115 | 213 | 213 | 213 | 213 | 213 | 213 |
| ARTURO OMIL MUÑOZ (617) | 16 | 617 | 226 | 115 | 213 | 213 | 3 | 3 | 3 | 3 | 3 | 3 |
| MUSA RAHHOU LAARBI (226) | 17 | 226 | 3 | 3 | 3 | 3 | | | | | | |
| SERAFIN CAMPOS MUÑOZ (115) | 18 | 115 | 213 | 213 | | | | | | | | |

Cronometraje

Orbits






SEGUNDA PRUEBA - VILLANUEVA DE CÓRDOBA

4.PROMESAS 85CC

Los Barreros 0,000 km

GENERAL



| Pos. | Nº | Nombre | Total puntos | 1VIL | 2VIL | Registro del cocl | Marca | Club |
|------|-----|-------------------------------|--------------|------|------|-------------------|-----------|----------------------------------|
| 1 | 48 | RUBÉN CUEVAS MONTERO | 50 | 25 | 25 | 26697-CO | KTM | OFFROAD DE CÓRDOBA |
| 2 | 617 | ARTURO OMIL MUÑOZ | 42 | 22 | 20 | 26215-CA | KAWASAKI | C.D. REBUFO CHICLANA |
| 3 | 28 | MANUEL MONTERO RODRÍGUEZ | 40 | 18 | 22 | 26285-SE | KTM | MOTO CLUB URSO |
| 4 | 709 | JUAN ALBERTO MARIN MARTINEZ | 38 | 20 | 18 | 26243-CA | Ktm | CD MC REBUFO CHICLANA |
| 5 | 7 | JAVIER CAMPOS GARCIA | 32 | 16 | 16 | 26286-SE | KTM | MOTOCUB MORON |
| 6 | 31 | FRANCISCO JOSE MORENO BUTRON | 30 | 15 | 15 | 26567-CA | Husqvarna | MX CHICLANA |
| 7 | 69 | JOSE MIGUEL SANCHEZ RUIZ | 26 | 12 | 14 | 26406-MA | Husqvarna | MX PARK COSTA DEL SOL CASARES |
| 8 | 20 | SERGIO GONZALES ROMERO | 25 | 14 | 11 | 190464-CC | HUWQVARNA | TEAM PEPE RACING |
| 9 | 176 | VICTOR CORBACHO ROLDAN | 25 | 13 | 12 | 26271-MA | KTM | MOTOCUBRONDA |
| 10 | 38 | ALVARO MEDINA ROPERO | 24 | 11 | 13 | 26779-CO | husbarh | EL ARENAL |
| 11 | 19 | ADRIÁN PIZARRO AGENJO | 17 | 10 | 7 | 27026-CO | Ktm | JAROCROOSS |
| 12 | 157 | ÁNGEL AROCA LADRON DE GUEVARA | 17 | 8 | 9 | 26625-SE | Kawasaki | C.D. MX LOS VALLES ALOZAINA |
| 13 | 226 | MUSA RAHHOU LAARBI | 14 | 6 | 8 | 26799-ML | KTM | ESCUADERÍA MELILLA SPORT CAPITAL |
| 14 | 213 | AÍNOA RUIZ OCAMPOS | 13 | 7 | 6 | 26273-SE | KTM | M.C. URSO |
| 15 | 8 | LEANDRO CHESSEL | 10 | 0 | 10 | 26785-MA | KTM | |
| 16 | 3 | MARIO MUÑOZ SEVILLA | 10 | 5 | 5 | 27136-ML | Kawasaki | ENDUCROSS MELILLA |
| 17 | 44 | ANGEL FERNANDEZ SARMIENTO | 9 | 9 | 0 | 26352-CA | Gas Gas | MURIEL RACING TEAM |
| 18 | 115 | SERAFIN CAMPOS MUÑOZ | 4 | 4 | 0 | 26274-GR | KTM | EL ARENAL |

Cronometraje

Orbits





SEGUNDA PRUEBA - VILLANUEVA DE CÓRDOBA

Clasificado por mejor tiempo de vuelta

5. 50CC AUTO. - ALEVIN 65CC

Los Barreros 0,000 km

Cronometrados 50CC AUTO. - ALEVIN 65CC

10/04/2022 10:20

Clasificación (12:00 Tiempo) iniciado a 10:34:23

| Pos. | Nº | Nombre | Clase | Mejor Tm | Dif. resp. | 1º Club |
|------|-----|------------------------------|--------------|----------|------------|----------------------------|
| 1 | 35 | GUILLERMO PIÑERO BERNAL | ALEVIN 65 CC | 1:43.143 | | REBUFO CHICLANA |
| 2 | 8 | SERGIO OCHOA LUQUE | ALEVIN 65 CC | 1:44.865 | 1.722 | MC EL ARENAL |
| 3 | 61 | OLIVER MATILLA ROMERO | ALEVIN 65 CC | 1:45.234 | 2.091 | EDUARDO CASTRO |
| 4 | 11 | CHEMA OCAMPOS GUZMAN | ALEVIN 65 CC | 1:45.405 | 2.262 | EL ARENAL |
| 5 | 12 | PABLO MATTHIEU SALADO | ALEVIN 50 CC | 1:54.745 | 11.602 | VILLA DE OJEN |
| 6 | 115 | ADRIAN PEREZ MORENO | ALEVIN 65 CC | 1:56.475 | 13.332 | ALLESER |
| 7 | 100 | HUGO GUEVARA FLORES | ALEVIN 50 CC | 1:57.334 | 14.191 | M C BAJO ALMANZORA |
| 8 | 171 | AARON DELGADO LOPEZ | ALEVIN 50 CC | 1:58.758 | 15.615 | TRT MOTORCICLE |
| 9 | 9 | LOUIE CRESSSELL | ALEVIN 65 CC | 1:59.642 | 16.499 | |
| 10 | 49 | ISLEM ABDERRAHAMAN AHMED | ALEVIN 50 CC | 1:59.685 | 16.542 | MOTOS ORTIZ |
| 11 | 111 | RAMON BERNANRDO CAMPOS MUÑOZ | ALEVIN 65 CC | 2:00.929 | 17.786 | C.D. ARENAL |
| 12 | 76 | INTO PITKONEN | ALEVIN 65 CC | 2:03.664 | 20.521 | ROCKING STONES |
| 13 | 86 | KARAM RAHHOU LAARBI | ALEVIN 50 CC | 2:03.959 | 20.816 | ESCUDERÍA MELILLA SPORT CA |
| 14 | 199 | JOSE MARIA HERRERA GOMEZ | ALEVIN 65 CC | 2:05.733 | 22.590 | JAROCROSS |
| 15 | 6 | MANUEL LATORRE ESPEJO | ALEVIN 50 CC | 2:13.995 | 30.852 | CD. ENDURO ALCALA |
| 16 | 7 | JAVIER MATEOS PARICIO | ALEVIN 65 CC | 2:15.327 | 32.184 | EDUARDO CASTRO |
| 17 | 25 | CHRISTIAN SÁNCHEZ PEREZ | ALEVIN 65 CC | 2:15.824 | 32.681 | MOTO CLUB CEUTA |
| 18 | 101 | MARCOS TAPIA LOPEZ | ALEVIN 50 CC | 2:18.851 | 35.708 | C.D.JARACROSS |
| 19 | 22 | MARK GARCÍA CALVENTE | ALEVIN 50 CC | 2:23.237 | 40.094 | CD. Motos Ortiz Marbella |
| 20 | 136 | JULIAN CABEZUELO CABALLERO | ALEVIN 50 CC | 2:36.277 | 53.134 | C.D. Motoclub Morón |



SEGUNDA PRUEBA - VILLANUEVA DE CÓRDOBA

Clasificado por mejor tiempo de vuelta

5. 50CC AUTO. - ALEVIN 65CC

Los Barreros 0,000 km

Cronometrados 50CC AUTO. - ALEVIN 65CC

10/04/2022 10:20

Clasificación (12:00 Tiempo) iniciado a 10:34:23

| Pos. | Nº | Nombre | Clase | Mejor Tm | Dif. resp. | 1º Club |
|---------------------|-----|------------------------------|--------------|----------|------------|----------------------------|
| ALEVIN 50 CC | | | | | | |
| 1 | 12 | PABLO MATTHIEU SALADO | ALEVIN 50 CC | 1:54.745 | | VILLA DE OJEN |
| 2 | 100 | HUGO GUEVARA FLORES | ALEVIN 50 CC | 1:57.334 | 2.589 | M C BAJO ALMANZORA |
| 3 | 171 | AARON DELGADO LOPEZ | ALEVIN 50 CC | 1:58.758 | 4.013 | TRT MOTORCICLE |
| 4 | 49 | ISLEM ABDERRAHAMAN AHMED | ALEVIN 50 CC | 1:59.685 | 4.940 | MOTOS ORTIZ |
| 5 | 86 | KARAM RAHOU LAARBI | ALEVIN 50 CC | 2:03.959 | 9.214 | ESCUDERÍA MELILLA SPORT CA |
| 6 | 6 | MANUEL LATORRE ESPEJO | ALEVIN 50 CC | 2:13.995 | 19.250 | CD. ENDURO ALCALA |
| 7 | 101 | MARCOS TAPIA LOPEZ | ALEVIN 50 CC | 2:18.851 | 24.106 | C.D.JARACROSS |
| 8 | 22 | MARK GARCÍA CALVENTE | ALEVIN 50 CC | 2:23.237 | 28.492 | CD. Motos Ortiz Marbella |
| 9 | 136 | JULIAN CABEZUELO CABALLERO | ALEVIN 50 CC | 2:36.277 | 41.532 | C.D. Motoclub Morón |
| ALEVIN 65 CC | | | | | | |
| 1 | 35 | GUILLERMO PIÑERO BERNAL | ALEVIN 65 CC | 1:43.143 | | REBUFO CHICLANA |
| 2 | 8 | SERGIO OCHOA LUQUE | ALEVIN 65 CC | 1:44.865 | 1.722 | MC EL ARENAL |
| 3 | 61 | OLIVER MATILLA ROMERO | ALEVIN 65 CC | 1:45.234 | 2.091 | EDUARDO CASTRO |
| 4 | 11 | CHEMA OCAMPOS GUZMAN | ALEVIN 65 CC | 1:45.405 | 2.262 | EL ARENAL |
| 5 | 115 | ADRIAN PEREZ MORENO | ALEVIN 65 CC | 1:56.475 | 13.332 | ALLESER |
| 6 | 9 | LOUIE CHESSELL | ALEVIN 65 CC | 1:59.642 | 16.499 | |
| 7 | 111 | RAMON BERNANRDO CAMPOS MUÑOZ | ALEVIN 65 CC | 2:00.929 | 17.786 | C.D. ARENAL |
| 8 | 76 | INTO PITKONEN | ALEVIN 65 CC | 2:03.664 | 20.521 | ROCKING STONES |
| 9 | 199 | JOSE MARIA HERRERA GOMEZ | ALEVIN 65 CC | 2:05.733 | 22.590 | JAROCROSS |
| 10 | 7 | JAVIER MATEOS PARICIO | ALEVIN 65 CC | 2:15.327 | 32.184 | EDUARDO CASTRO |
| 11 | 25 | CHRISTIAN SÁNCHEZ PEREZ | ALEVIN 65 CC | 2:15.824 | 32.681 | MOTO CLUB CEUTA |



SEGUNDA PRUEBA - VILLANUEVA DE CÓRDOBA

5. 50CC AUTO. - ALEVIN 65CC

Los Barreros 0,000 km

Cronometrados 50CC AUTO. - ALEVIN 65CC

10/04/2022 10:20

Clasificación (12:00 Tiempo) iniciado a 10:34:23

| Vuelta | Tempo de vuelta | Dif. resp. 1° | Hora del día |
|-------------------------------------|-----------------|---------------|--------------|
| (35) GUILLERMO PIÑERO BERNAL | | | |
| 1 | 1:56.673 | +13.530 | 10:36:51.629 |
| 2 | 1:53.788 | +10.645 | 10:38:45.417 |
| 3 | 1:43.214 | +0.071 | 10:40:28.631 |
| 4 | 1:43.911 | +0.768 | 10:42:12.542 |
| 5 | 1:43.143 | | 10:43:55.685 |
| 6 | 1:45.728 | +2.585 | 10:45:41.413 |

| Vuelta | Tempo de vuelta | Dif. resp. 1° | Hora del día |
|-------------------------------|-----------------|---------------|--------------|
| (8) SERGIO OCHOA LUQUE | | | |
| 1 | 1:55.522 | +10.657 | 10:36:48.809 |
| 2 | 1:48.191 | +3.326 | 10:38:37.000 |
| 3 | 1:45.211 | +0.346 | 10:40:22.211 |
| 4 | 1:45.252 | +0.387 | 10:42:07.463 |
| 5 | 1:44.865 | | 10:43:52.328 |
| 6 | 1:49.188 | +4.323 | 10:45:41.516 |

| Vuelta | Tempo de vuelta | Dif. resp. 1° | Hora del día |
|-----------------------------------|-----------------|---------------|--------------|
| (61) OLIVER MATILLA ROMERO | | | |
| 1 | 2:00.359 | +15.125 | 10:37:01.971 |
| 2 | 1:49.095 | +3.861 | 10:38:51.066 |
| 3 | 1:48.003 | +2.769 | 10:40:39.069 |
| 4 | 1:45.234 | | 10:42:24.303 |
| 5 | 1:48.490 | +3.256 | 10:44:12.793 |
| 6 | 1:50.373 | +5.139 | 10:46:03.166 |

| Vuelta | Tempo de vuelta | Dif. resp. 1° | Hora del día |
|----------------------------------|-----------------|---------------|--------------|
| (11) CHEMA OCAMPOS GUZMAN | | | |
| 1 | 1:50.844 | +5.439 | 10:36:30.436 |
| 2 | 1:47.220 | +1.815 | 10:38:17.656 |
| 3 | 1:49.686 | +4.281 | 10:40:07.342 |
| 4 | 1:47.299 | +1.894 | 10:41:54.641 |
| 5 | 1:45.405 | | 10:43:40.046 |
| 6 | 1:51.484 | +6.079 | 10:45:31.530 |

| Vuelta | Tempo de vuelta | Dif. resp. 1° | Hora del día |
|-----------------------------------|-----------------|---------------|--------------|
| (12) PABLO MATTHIEU SALADO | | | |
| 1 | 2:06.785 | +12.040 | 10:36:50.596 |
| 2 | 1:56.522 | +1.777 | 10:38:47.118 |
| 3 | 1:54.745 | | 10:40:41.863 |
| 4 | 1:56.799 | +2.054 | 10:42:38.662 |
| 5 | 1:57.316 | +2.571 | 10:44:35.978 |

| Vuelta | Tempo de vuelta | Dif. resp. 1° | Hora del día |
|----------------------------------|-----------------|---------------|--------------|
| (115) ADRIAN PEREZ MORENO | | | |
| 1 | 2:16.075 | +19.600 | 10:37:35.714 |
| 2 | 2:02.754 | +6.279 | 10:39:38.468 |
| 3 | 1:58.603 | +2.128 | 10:41:37.071 |
| 4 | 1:59.692 | +3.217 | 10:43:36.763 |
| 5 | 1:56.475 | | 10:45:33.238 |

| Vuelta | Tempo de vuelta | Dif. resp. 1° | Hora del día |
|----------------------------------|-----------------|---------------|--------------|
| (100) HUGO GUEVARA FLORES | | | |
| 1 | 2:09.083 | +11.749 | 10:37:30.523 |
| 2 | 2:03.240 | +5.906 | 10:39:33.763 |
| 3 | 2:02.002 | +4.668 | 10:41:35.765 |
| 4 | 1:58.408 | +1.074 | 10:43:34.173 |
| 5 | 1:57.334 | | 10:45:31.507 |

| Vuelta | Tempo de vuelta | Dif. resp. 1° | Hora del día |
|----------------------------------|-----------------|---------------|--------------|
| (171) AARON DELGADO LOPEZ | | | |
| 1 | 2:20.312 | +21.554 | 10:37:37.087 |
| 2 | 2:03.303 | +4.545 | 10:39:40.390 |
| 3 | 2:00.890 | +2.132 | 10:41:41.280 |
| 4 | 1:58.758 | | 10:43:40.038 |
| 5 | 2:01.643 | +2.885 | 10:45:41.681 |

| Vuelta | Tempo de vuelta | Dif. resp. 1° | Hora del día |
|---------------------------|-----------------|---------------|--------------|
| (9) LOUIE CHESSELL | | | |
| 1 | 2:05.387 | +5.745 | 10:36:55.101 |
| 2 | 2:00.865 | +1.223 | 10:38:55.966 |
| 3 | 2:00.453 | +0.811 | 10:40:56.419 |
| 4 | 1:59.642 | | 10:42:56.061 |

| Vuelta | Tempo de vuelta | Dif. resp. 1° | Hora del día |
|--------------------------------------|-----------------|---------------|--------------|
| (49) ISLEM ABDERRAHAMAN AHMED | | | |
| 1 | 2:09.051 | +9.366 | 10:36:54.642 |
| 2 | 2:04.635 | +4.950 | 10:38:59.277 |
| 3 | 2:01.628 | +1.943 | 10:41:00.905 |
| 4 | 1:59.685 | | 10:43:00.590 |
| 5 | 2:00.419 | +0.734 | 10:45:01.009 |

| Vuelta | Tempo de vuelta | Dif. resp. 1° | Hora del día |
|---|-----------------|---------------|--------------|
| (111) RAMON BERNANRDO CAMPOS MUÑOZ | | | |
| 1 | 2:10.107 | +9.178 | 10:36:51.515 |
| 2 | 2:02.224 | +1.295 | 10:38:53.739 |
| 3 | 2:03.134 | +2.205 | 10:40:56.873 |
| 4 | 2:00.929 | | 10:42:57.802 |
| 5 | 2:33.674 | +32.745 | 10:45:31.476 |

| Vuelta | Tempo de vuelta | Dif. resp. 1° | Hora del día |
|---------------------------|-----------------|---------------|--------------|
| (76) INTO PITKONEN | | | |
| 1 | 2:16.208 | +12.544 | 10:37:09.834 |
| 2 | 2:05.021 | +1.357 | 10:39:14.855 |
| 3 | 2:05.601 | +1.937 | 10:41:20.456 |
| 4 | 2:03.664 | | 10:43:24.120 |
| 5 | 2:05.012 | +1.348 | 10:45:29.132 |

| Vuelta | Tempo de vuelta | Dif. resp. 1° | Hora del día |
|---------------------------------|-----------------|---------------|--------------|
| (86) KARAM RAHHOU LAARBI | | | |
| 1 | 2:35.879 | +31.920 | 10:37:40.396 |
| 2 | 2:10.881 | +6.922 | 10:39:51.277 |
| 3 | 2:11.077 | +7.118 | 10:42:02.354 |
| 4 | 2:12.205 | +8.246 | 10:44:14.559 |
| 5 | 2:03.959 | | 10:46:18.518 |

| Vuelta | Tempo de vuelta | Dif. resp. 1° | Hora del día |
|---------------------------------------|-----------------|---------------|--------------|
| (199) JOSE MARIA HERRERA GOMEZ | | | |
| 1 | 2:17.098 | +11.365 | 10:37:48.840 |
| 2 | 2:09.214 | +3.481 | 10:39:58.054 |
| 3 | 2:06.518 | +0.785 | 10:42:04.572 |
| 4 | 2:06.948 | +1.215 | 10:44:11.520 |
| 5 | 2:05.733 | | 10:46:17.253 |

| Vuelta | Tempo de vuelta | Dif. resp. 1° | Hora del día |
|----------------------------------|-----------------|---------------|--------------|
| (6) MANUEL LATORRE ESPEJO | | | |
| 1 | 2:18.668 | +4.673 | 10:37:25.162 |
| 2 | 2:13.995 | | 10:39:39.157 |
| 3 | 2:21.662 | +7.667 | 10:42:00.819 |
| 4 | 3:12.563 | +58.568 | 10:45:13.382 |

| Vuelta | Tempo de vuelta | Dif. resp. 1° | Hora del día |
|----------------------------------|-----------------|---------------|--------------|
| (7) JAVIER MATEOS PARICIO | | | |
| 1 | 2:56.995 | +41.668 | 10:38:12.502 |
| 2 | 2:44.771 | +29.444 | 10:40:57.273 |
| 3 | 2:15.327 | | 10:43:12.600 |

| Vuelta | Tempo de vuelta | Dif. resp. 1° | Hora del día |
|-------------------------------------|-----------------|---------------|--------------|
| (25) CHRISTIAN SÁNCHEZ PEREZ | | | |
| 1 | 2:47.618 | +31.794 | 10:37:58.910 |
| 2 | 2:18.598 | +2.774 | 10:40:17.508 |
| 3 | 2:15.824 | | 10:42:33.332 |
| 4 | 2:18.437 | +2.613 | 10:44:51.769 |

| Vuelta | Tempo de vuelta | Dif. resp. 1° | Hora del día |
|---------------------------------|-----------------|---------------|--------------|
| (101) MARCOS TAPIA LOPEZ | | | |
| 1 | 2:27.516 | +8.665 | 10:37:56.286 |
| 2 | 2:23.832 | +4.981 | 10:40:20.118 |
| 3 | 2:18.851 | | 10:42:38.969 |
| 4 | 2:19.560 | +0.709 | 10:44:58.529 |

| Vuelta | Tempo de vuelta | Dif. resp. 1° | Hora del día |
|----------------------------------|-----------------|---------------|--------------|
| (22) MARK GARCÍA CALVENTE | | | |
| 1 | 3:20.459 | +57.222 | 10:38:48.764 |
| 2 | 2:25.497 | +2.260 | 10:41:14.261 |
| 3 | 2:23.237 | | 10:43:37.498 |
| 4 | 2:24.613 | +1.376 | 10:46:02.111 |

| Vuelta | Tempo de vuelta | Dif. resp. 1° | Hora del día |
|---|-----------------|---------------|--------------|
| (136) JULIAN CABEZUELO CABALLERO | | | |

Cronometraje

Orbits





SEGUNDA PRUEBA - VILLANUEVA DE CÓRDOBA

Vuelta a vuelta

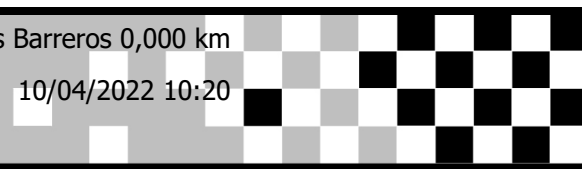
5. 50CC AUTO. - ALEVIN 65CC

Los Barreros 0,000 km

Cronometrados 50CC AUTO. - ALEVIN 65CC

10/04/2022 10:20

Clasificación (12:00 Tiempo) iniciado a 10:34:23



| Competidores | Vueltas | | | | | | |
|------------------------------------|---------|-----|-----|-----|-----|-----|-----|
| | 0 | 1 | 2 | 3 | 4 | 5 | 6 |
| CHEMA OCAMPOS GUZMAN (11) | 1 | 11 | 11 | 11 | 11 | 11 | 11 |
| RAMON BERNANRDO CAMPOS MUÑOZ (111) | 2 | 111 | 8 | 8 | 8 | 8 | 35 |
| PABLO MATTHIEU SALADO (12) | 3 | 12 | 12 | 35 | 35 | 35 | 8 |
| ISLEM ABDERRAHAMAN AHMED (49) | 4 | 49 | 111 | 12 | 61 | 61 | 61 |
| LOUIE CHESSELL (9) | 5 | 9 | 35 | 61 | 12 | 12 | 12 |
| SERGIO OCHOA LUQUE (8) | 6 | 8 | 49 | 111 | 9 | 9 | 49 |
| INTO PITKONEN (76) | 7 | 76 | 9 | 9 | 111 | 111 | 76 |
| GUILLERMO PIÑERO BERNAL (35) | 8 | 35 | 61 | 49 | 49 | 49 | 111 |
| OLIVER MATILLA ROMERO (61) | 9 | 61 | 76 | 76 | 76 | 76 | 100 |
| JULIAN CABEZUELO CABALLERO (136) | 10 | 136 | 6 | 100 | 100 | 100 | 115 |
| KARAM RAHHOU LAARBI (86) | 11 | 86 | 100 | 115 | 115 | 115 | 171 |
| MANUEL LATORRE ESPEJO (6) | 12 | 6 | 115 | 6 | 171 | 171 | 199 |
| CHRISTIAN SÁNCHEZ PEREZ (25) | 13 | 25 | 171 | 171 | 6 | 199 | 86 |
| JAVIER MATEOS PARICIO (7) | 14 | 7 | 86 | 86 | 86 | 86 | |
| AARON DELGADO LOPEZ (171) | 15 | 171 | 199 | 199 | 199 | 25 | |
| ADRIAN PEREZ MORENO (115) | 16 | 115 | 136 | 25 | 25 | 101 | |
| HUGO GUEVARA FLORES (100) | 17 | 100 | 101 | 101 | 101 | 6 | |
| MARK GARCÍA CALVENTE (22) | 18 | 22 | 25 | 136 | 7 | 136 | |
| MARCOS TAPIA LOPEZ (101) | 19 | 101 | 7 | 7 | 136 | 22 | |
| JOSE MARIA HERRERA GOMEZ (199) | 20 | 199 | 22 | 22 | 22 | | |



SEGUNDA PRUEBA - VILLANUEVA DE CORDOBA

Clasificado por vueltas

5. 50CC AUTO. - ALEVIN 65CC

Los Barreros 0,000 km

1ª Manga 50CC AUTO. - ALEVIN 65CC

10/04/2022 12:15

Carrera (10:00 y 2 Vueltas) iniciado a 12:22:44

| Pos. | Nº | Nombre | Puntos | Vueltas | Reg. Piloto | Total Tº | Dif. resp. 1º | Marca | Club |
|----------------|-----|------------------------------|--------|---------|-------------|-----------|---------------|-----------|----------------------------------|
| 1 | 8 | SERGIO OCHOA LUQUE | 25 | 8 | 26169-CO | 14:23.331 | | KTM | MC EL ARENAL |
| 2 | 35 | GUILLERMO PIÑERO BERNAL | 22 | 8 | 26289-CA | 14:24.321 | 0.990 | KTM | REBUFO CHICLANA |
| 3 | 61 | OLIVER MATILLA ROMERO | 20 | 8 | 26181-CO | 15:02.661 | 39.330 | Yamaha | EDUARDO CASTRO |
| 4 | 115 | ADRIAN PEREZ MORENO | 18 | 8 | 26196-SE | 16:12.791 | 1:49.460 | Husqvarna | ALLESER |
| 5 | 11 | CHEMA OCAMPOS GUZMAN | 16 | 8 | 26393-CO | 16:16.666 | 1:53.335 | KTM | EL ARENAL |
| 6 | 100 | HUGO GUEVARA FLORES | 25 | 8 | 26165-AL | 16:17.667 | 1:54.336 | KTM | M C BAJO ALMANZORA |
| 7 | 12 | PABLO MATTHIEU SALADO | 22 | 7 | 26257-MA | 14:23.645 | 1 Vuelta | Husqvarna | VILLA DE OJEN |
| 8 | 76 | INTO PITKONEN | 15 | 7 | 26255-MA | 14:28.747 | 1 Vuelta | Husqvarna | ROCKING STONES |
| 9 | 49 | ISLEM ABDERRAHAMAN AHMED | 20 | 7 | 26259-MA | 14:30.772 | 1 Vuelta | Gas gas | MOTOS ORTIZ |
| 10 | 171 | AARON DELGADO LOPEZ | 18 | 7 | 26532-SE | 14:56.070 | 1 Vuelta | Husqvarna | TRT MOTORCICLE |
| 11 | 199 | JOSE MARIA HERRERA GOMEZ | 14 | 7 | 26476-CO | 15:12.281 | 1 Vuelta | KTM | JAROCROSS |
| 12 | 25 | CHRISTIAN SÁNCHEZ PEREZ | 13 | 7 | 27117-CA | 15:38.741 | 1 Vuelta | Yamaha | MOTO CLUB CEUTA |
| 13 | 86 | KARAM RAHOU LAARBI | 16 | 7 | 26798-ML | 15:42.581 | 1 Vuelta | Husqvarna | ESCUADERÍA MELILLA SPORT CAPITAL |
| 14 | 111 | RAMON BERNANRDO CAMPOS MUÑOZ | 12 | 7 | 26272-GR | 15:50.384 | 1 Vuelta | KTM | C.D. ARENAL |
| 15 | 6 | MANUEL LATORRE ESPEJO | 15 | 7 | 26991-J | 16:07.361 | 1 Vuelta | KTM | CD. ENDURO ALCALA |
| 16 | 101 | MARCOS TAPIA LOPEZ | 14 | 7 | 26418-CO | 16:18.221 | 1 Vuelta | KTM | C.D.JARACROSS |
| 17 | 22 | MARK GARCÍA CALVENTE | 13 | 6 | 26280-MA | 14:33.709 | 2 Vueltas | KTM | CD. Motos Ortiz Marbella |
| 18 | 7 | JAVIER MATEOS PARICIO | 11 | 6 | 27127-SE | 14:48.403 | 2 Vueltas | KAWASAKI | EDUARDO CASTRO |
| 19 | 136 | JULIAN CABEZUELO CABALLERO | 12 | 6 | 27128-SE | 16:38.875 | 2 Vueltas | HUSQVARNA | C.D. Motoclub Morón |
| No clasificado | | | | | | | | | |
| NT | 9 | LOUIE CHESSELL | 0 | 4 | 26786-MA | 9:54.315 | | NT KTM | |

| Márgen de victoria | Velocidad media | Mejor tº de vuelta | Mejor Vel. | Mejor vuelta para |
|--------------------|-----------------|--------------------|------------|------------------------------|
| 0.990 | - | 1:43.708 | - | 35 - GUILLERMO PIÑERO BERNAL |

Cronometraje

Orbits





SEGUNDA PRUEBA - VILLANUEVA DE CÓRDOBA

Clasificado por vueltas

5. 50CC AUTO. - ALEVIN 65CC

Los Barreros 0,000 km

1ª Manga 50CC AUTO. - ALEVIN 65CC

10/04/2022 12:15

Carrera (10:00 y 2 Vueltas) iniciado a 12:22:44

| Pos. | Nº | Nombre | Puntos | Vueltas | Reg. Piloto | Total Tº | Dif. resp. 1º | Marca | Club |
|-----------------------|-----|------------------------------|--------|---------|-------------|-----------|---------------|-----------|---------------------------------|
| ALEVIN 50 CC | | | | | | | | | |
| 1 | 100 | HUGO GUEVARA FLORES | 25 | 8 | 26165-AL | 16:17.667 | | KTM | M C BAJO ALMANZORA |
| 2 | 12 | PABLO MATTHIEU SALADO | 22 | 7 | 26257-MA | 14:23.645 | 1 Vuelta | Husqvarna | VILLA DE OJEN |
| 3 | 49 | ISLEM ABDERRAHAMAN AHMED | 20 | 7 | 26259-MA | 14:30.772 | 1 Vuelta | Gas gas | MOTOS ORTIZ |
| 4 | 171 | AARON DELGADO LOPEZ | 18 | 7 | 26532-SE | 14:56.070 | 1 Vuelta | Husqvarna | TRT MOTORCICLE |
| 5 | 86 | KARAM RAHHOU LAARBI | 16 | 7 | 26798-ML | 15:42.581 | 1 Vuelta | Husqvarna | ESCUDERIA MELILLA SPORT CAPITAL |
| 6 | 6 | MANUEL LATORRE ESPEJO | 15 | 7 | 26991-J | 16:07.361 | 1 Vuelta | KTM | CD. ENDURO ALCALA |
| 7 | 101 | MARCOS TAPIA LOPEZ | 14 | 7 | 26418-CO | 16:18.221 | 1 Vuelta | KTM | C.D.JARACROSS |
| 8 | 22 | MARK GARCÍA CALVENTE | 13 | 6 | 26280-MA | 14:33.709 | 2 Vueltas | KTM | CD. Motos Ortiz Marbella |
| 9 | 136 | JULIAN CABEZUELO CABALLERO | 12 | 6 | 27128-SE | 16:38.875 | 2 Vueltas | HUSQVARNA | C.D. Motoclub Morón |
| ALEVIN 65 CC | | | | | | | | | |
| 1 | 8 | SERGIO OCHOA LUQUE | 25 | 8 | 26169-CO | 14:23.331 | | KTM | MC EL ARENAL |
| 2 | 35 | GUILLERMO PIÑERO BERNAL | 22 | 8 | 26289-CA | 14:24.321 | 0.990 | KTM | REBUFO CHICLANA |
| 3 | 61 | OLIVER MATILLA ROMERO | 20 | 8 | 26181-CO | 15:02.661 | 39.330 | Yamaha | EDUARDO CASTRO |
| 4 | 115 | ADRIAN PEREZ MORENO | 18 | 8 | 26196-SE | 16:12.791 | 1:49.460 | Husqvarna | ALLESER |
| 5 | 11 | CHEMA OCAMPOS GUZMAN | 16 | 8 | 26393-CO | 16:16.666 | 1:53.335 | KTM | EL ARENAL |
| 6 | 76 | INTO PITKONEN | 15 | 7 | 26255-MA | 14:28.747 | 1 Vuelta | Husqvarna | ROCKING STONES |
| 7 | 199 | JOSE MARIA HERRERA GOMEZ | 14 | 7 | 26476-CO | 15:12.281 | 1 Vuelta | KTM | JAROCROSS |
| 8 | 25 | CHRISTIAN SÁNCHEZ PEREZ | 13 | 7 | 27117-CA | 15:38.741 | 1 Vuelta | Yamaha | MOTO CLUB CEUTA |
| 9 | 111 | RAMON BERNANRDO CAMPOS MUÑOZ | 12 | 7 | 26272-GR | 15:50.384 | 1 Vuelta | KTM | C.D. ARENAL |
| 10 | 7 | JAVIER MATEOS PARICIO | 11 | 6 | 27127-SE | 14:48.403 | 2 Vueltas | KAWASAKI | EDUARDO CASTRO |
| No clasificado | | | | | | | | | |
| NT | 9 | LOUIE CHESSELL | 0 | 4 | 26786-MA | 9:54.315 | | NT KTM | |

| Márgen de victoria | Velocidad media | Mejor tº de vuelta | Mejor Vel. | Mejor vuelta para |
|--------------------|-----------------|--------------------|------------|------------------------------|
| 0.990 | - | 1:43.708 | - | 35 - GUILLERMO PIÑERO BERNAL |

Cronometraje

Orbits





SEGUNDA PRUEBA - VILLANUEVA DE CÓRDOBA

Vuelta a vuelta


5. 50CC AUTO. - ALEVIN 65CC

Los Barreros 0,000 km

1ª Manga 50CC AUTO. - ALEVIN 65CC

10/04/2022 12:15

Carrera (10:00 y 2 Vueltas) iniciado a 12:22:44



| Competidores | Vueltas | | | | | | | | | |
|------------------------------------|---------|-----|-----|-----|-----|-----|-----|-----|-----|-----|
| | 0 | 1 | 2 | 3 | 4 | 5 | 6 | 7 | 8 | |
| SERGIO OCHOA LUQUE (8) | 1 | 8 | 8 | 8 | 8 | 35 | 35 | 35 | 35 | 8 |
| CHEMA OCAMPOS GUZMAN (11) | 2 | 11 | 11 | 35 | 35 | 8 | 8 | 8 | 8 | 35 |
| GUILLERMO PIÑERO BERNAL (35) | 3 | 35 | 35 | 11 | 11 | 11 | 61 | 61 | 61 | 61 |
| HUGO GUEVARA FLORES (100) | 4 | 100 | 61 | 61 | 61 | 61 | 11 | 11 | 11 | 115 |
| PABLO MATTHIEU SALADO (12) | 5 | 12 | 100 | 100 | 100 | 100 | 100 | 100 | 115 | 11 |
| OLIVER MATILLA ROMERO (61) | 6 | 61 | 49 | 115 | 115 | 115 | 115 | 115 | 100 | 100 |
| LOUIE CHESSELL (9) | 7 | 9 | 115 | 49 | 76 | 76 | 76 | 76 | 12 | |
| ISLEM ABDERRAHAMAN AHMED (49) | 8 | 49 | 76 | 76 | 49 | 49 | 49 | 12 | 76 | |
| ADRIAN PEREZ MORENO (115) | 9 | 115 | 111 | 171 | 171 | 171 | 12 | 49 | 49 | |
| INTO PITKONEN (76) | 10 | 76 | 171 | 86 | 12 | 12 | 171 | 171 | 171 | |
| AARON DELGADO LOPEZ (171) | 11 | 171 | 12 | 12 | 86 | 199 | 199 | 199 | 199 | |
| KARAM RAHOU LAARBI (86) | 12 | 86 | 86 | 25 | 199 | 86 | 86 | 86 | 25 | |
| JOSE MARIA HERRERA GOMEZ (199) | 13 | 199 | 25 | 199 | 25 | 25 | 25 | 25 | 86 | |
| RAMON BERNANRDO CAMPOS MUÑOZ (111) | 14 | 111 | 199 | 6 | 6 | 6 | 6 | 111 | 111 | |
| CHRISTIAN SÁNCHEZ PEREZ (25) | 15 | 25 | 6 | 101 | 101 | 101 | 111 | 6 | 6 | |
| MANUEL LATORRE ESPEJO (6) | 16 | 6 | 101 | 7 | 9 | 111 | 101 | 101 | 101 | |
| MARCOS TAPIA LOPEZ (101) | 17 | 101 | 7 | 111 | 111 | 9 | 22 | 22 | | |
| MARK GARCÍA CALVENTE (22) | 18 | 22 | 22 | 22 | 22 | 22 | 7 | 7 | | |
| JULIAN CABEZUELO CABALLERO (136) | 19 | 136 | 136 | 9 | 7 | 7 | 136 | 136 | | |
| JAVIER MATEOS PARICIO (7) | 20 | 7 | 9 | 136 | 136 | 136 | | | | |

Cronometraje

Orbits





SEGUNDA PRUEBA - VILLANUEVA DE CÓRDOBA

Clasificado por vueltas

5. 50CC AUTO. - ALEVIN 65CC

Los Barreros 0,000 km

2ª Manga 50CC AUTO. - ALEVIN 65CC

10/04/2022 14:10

Carrera (10:00 y 2 Vueltas) iniciado a 14:28:44

| Pos. | Nº | Nombre | Puntos | Vueltas | Reg. Piloto | Total Tº | Dif. resp. 1º | Marca | Club |
|----------------|-----|------------------------------|--------|---------|-------------|-----------|---------------|-----------|---------------------------------|
| 1 | 8 | SERGIO OCHOA LUQUE | 25 | 8 | 26169-CO | 15:04.257 | | KTM | MC EL ARENAL |
| 2 | 35 | GUILLERMO PIÑERO BERNAL | 22 | 8 | 26289-CA | 15:09.368 | 5.111 | KTM | REBUFO CHICLANA |
| 3 | 61 | OLIVER MATILLA ROMERO | 20 | 8 | 26181-CO | 16:18.592 | 1:14.335 | Yamaha | EDUARDO CASTRO |
| 4 | 115 | ADRIAN PEREZ MORENO | 18 | 8 | 26196-SE | 16:48.301 | 1:44.044 | Husqvarna | ALLESER |
| 5 | 199 | JOSE MARIA HERRERA GOMEZ | 16 | 8 | 26476-CO | 16:53.102 | 1:48.845 | KTM | JAROCROSS |
| 6 | 12 | PABLO MATTHIEU SALADO | 25 | 8 | 26257-MA | 16:53.652 | 1:49.395 | Husqvarna | VILLA DE OJEN |
| 7 | 100 | HUGO GUEVARA FLORES | 22 | 7 | 26165-AL | 15:23.470 | 1 Vuelta | KTM | M C BAJO ALMANZORA |
| 8 | 171 | AARON DELGADO LOPEZ | 20 | 7 | 26532-SE | 15:30.387 | 1 Vuelta | Husqvarna | TRT MOTORCICLE |
| 9 | 49 | ISLEM ABDERRAHAMAN AHMED | 18 | 7 | 26259-MA | 15:42.802 | 1 Vuelta | Gas gas | MOTOS ORTIZ |
| 10 | 111 | RAMON BERNANRDO CAMPOS MUÑOZ | 15 | 7 | 26272-GR | 15:46.083 | 1 Vuelta | KTM | C.D. ARENAL |
| 11 | 11 | CHEMA OCAPOS GUZMAN | 14 | 7 | 26393-CO | 15:49.470 | 1 Vuelta | KTM | EL ARENAL |
| 12 | 76 | INTO PITKONEN | 13 | 7 | 26255-MA | 15:57.414 | 1 Vuelta | Husqvarna | ROCKING STONES |
| 13 | 25 | CHRISTIAN SÁNCHEZ PEREZ | 12 | 7 | 27117-CA | 16:10.548 | 1 Vuelta | Yamaha | MOTO CLUB CEUTA |
| 14 | 7 | JAVIER MATEOS PARICIO | 11 | 7 | 27127-SE | 16:50.747 | 1 Vuelta | KAWASAKI | EDUARDO CASTRO |
| 15 | 6 | MANUEL LATORRE ESPEJO | 16 | 7 | 26991-J | 16:51.907 | 1 Vuelta | KTM | CD. ENDURO ALCALA |
| 16 | 86 | KARAM RAHHOU LAARBI | 15 | 7 | 26798-ML | 16:53.254 | 1 Vuelta | Husqvarna | ESCUDERÍA MELILLA SPORT CAPITAL |
| 17 | 22 | MARK GARCÍA CALVENTE | 14 | 6 | 26280-MA | 16:04.382 | 2 Vueltas | KTM | CD. Motos Ortiz Marbella |
| 18 | 136 | JULIAN CABEZUELO CABALLERO | 13 | 6 | 27128-SE | 16:42.741 | 2 Vueltas | HUSQVARNA | C.D. Motoclub Morón |
| No clasificado | | | | | | | | | |
| NT | 9 | LOUIE CRESSSELL | 0 | 1 | 26786-MA | 2:21.889 | NT | KTM | |
| NT | 101 | MARCOS TAPIA LOPEZ | 0 | | 26418-CO | 14.475 | NT | KTM | C.D.JAROCROSS |

| Márgen de victoria | Velocidad media | Mejor tº de vuelta | Mejor Vel. | Mejor vuelta para |
|--------------------|-----------------|--------------------|------------|------------------------------|
| 5.111 | - | 1:48.306 | - | 35 - GUILLERMO PIÑERO BERNAL |

Cronometraje

Orbits





SEGUNDA PRUEBA - VILLANUEVA DE CÓRDOBA

Clasificado por vueltas

5. 50CC AUTO. - ALEVIN 65CC

Los Barreros 0,000 km

2ª Manga 50CC AUTO. - ALEVIN 65CC

10/04/2022 14:10

Carrera (10:00 y 2 Vueltas) iniciado a 14:28:44

| Pos. | Nº | Nombre | Puntos | Vueltas | Reg. Piloto | Total Tº | Dif. resp. 1º | Marca | Club |
|---------------------|-----|------------------------------|--------|---------|-------------|-----------|---------------|-----------|----------------------------------|
| ALEVIN 50 CC | | | | | | | | | |
| 1 | 12 | PABLO MATTHIEU SALADO | 25 | 8 | 26257-MA | 16:53.652 | | Husqvarna | VILLA DE OJEN |
| 2 | 100 | HUGO GUEVARA FLORES | 22 | 7 | 26165-AL | 15:23.470 | 1 Vuelta | KTM | M C BAJO ALMANZORA |
| 3 | 171 | AARON DELGADO LOPEZ | 20 | 7 | 26532-SE | 15:30.387 | 1 Vuelta | Husqvarna | TRT MOTORCICLE |
| 4 | 49 | ISLEM ABDERRAHAMAN AHMED | 18 | 7 | 26259-MA | 15:42.802 | 1 Vuelta | Gas gas | MOTOS ORTIZ |
| 5 | 6 | MANUEL LATORRE ESPEJO | 16 | 7 | 26991-J | 16:51.907 | 1 Vuelta | KTM | CD. ENDURO ALCALA |
| 6 | 86 | KARAM RAHOU LAARBI | 15 | 7 | 26798-ML | 16:53.254 | 1 Vuelta | Husqvarna | ESCUADERÍA MELILLA SPORT CAPITAL |
| 7 | 22 | MARK GARCÍA CALVENTE | 14 | 6 | 26280-MA | 16:04.382 | 2 Vueltas | KTM | CD. Motos Ortiz Marbella |
| 8 | 136 | JULIAN CABEZUELO CABALLERO | 13 | 6 | 27128-SE | 16:42.741 | 2 Vueltas | HUSQVARNA | C.D. Motoclub Morón |
| No clasificado | | | | | | | | | |
| NT | 101 | MARCOS TAPIA LOPEZ | 0 | | 26418-CO | 14.475 | | NT KTM | C.D.JARACROSS |
| ALEVIN 65 CC | | | | | | | | | |
| 1 | 8 | SERGIO OCHOA LUQUE | 25 | 8 | 26169-CO | 15:04.257 | | KTM | MC EL ARENAL |
| 2 | 35 | GUILLERMO PIÑERO BERNAL | 22 | 8 | 26289-CA | 15:09.368 | 5.111 | KTM | REBUFO CHICLANA |
| 3 | 61 | OLIVER MATILLA ROMERO | 20 | 8 | 26181-CO | 16:18.592 | 1:14.335 | Yamaha | EDUARDO CASTRO |
| 4 | 115 | ADRIAN PEREZ MORENO | 18 | 8 | 26196-SE | 16:48.301 | 1:44.044 | Husqvarna | ALLESER |
| 5 | 199 | JOSE MARIA HERRERA GOMEZ | 16 | 8 | 26476-CO | 16:53.102 | 1:48.845 | KTM | JAROCROSS |
| 6 | 111 | RAMON BERNANRDO CAMPOS MUÑOZ | 15 | 7 | 26272-GR | 15:46.083 | 1 Vuelta | KTM | C.D. ARENAL |
| 7 | 11 | CHEMA OCAMPOS GUZMAN | 14 | 7 | 26393-CO | 15:49.470 | 1 Vuelta | KTM | EL ARENAL |
| 8 | 76 | INTO PITKONEN | 13 | 7 | 26255-MA | 15:57.414 | 1 Vuelta | Husqvarna | ROCKING STONES |
| 9 | 25 | CHRISTIAN SÁNCHEZ PEREZ | 12 | 7 | 27117-CA | 16:10.548 | 1 Vuelta | Yamaha | MOTO CLUB CEUTA |
| 10 | 7 | JAVIER MATEOS PARICIO | 11 | 7 | 27127-SE | 16:50.747 | 1 Vuelta | KAWASAKI | EDUARDO CASTRO |
| No clasificado | | | | | | | | | |
| NT | 9 | LOUIE CHESSELL | 0 | 1 | 26786-MA | 2:21.889 | | NT KTM | |

| Márgen de victoria | Velocidad media | Mejor tº de vuelta | Mejor Vel. | Mejor vuelta para |
|--------------------|-----------------|--------------------|------------|------------------------------|
| 5.111 | - | 1:48.306 | - | 35 - GUILLERMO PIÑERO BERNAL |

Cronometraje

Orbits





SEGUNDA PRUEBA - VILLANUEVA DE CÓRDOBA

5. 50CC AUTO. - ALEVIN 65CC

Los Barreros 0,000 km

2ª Manga 50CC AUTO. - ALEVIN 65CC

10/04/2022 14:10

Carrera (10:00 y 2 Vueltas) iniciado a 14:28:44

| Vuelta | Tempo de vuelta | Dif. resp. 1° | Hora del día |
|-------------------------------|-----------------|---------------|--------------|
| (8) SERGIO OCHOA LUQUE | | | |
| 1 | 1:50.759 | +1.568 | 14:30:46.841 |
| 2 | 1:52.021 | +2.830 | 14:32:38.862 |
| 3 | 1:52.742 | +3.551 | 14:34:31.604 |
| 4 | 1:53.392 | +4.201 | 14:36:24.996 |
| 5 | 1:51.725 | +2.534 | 14:38:16.721 |
| 6 | 1:52.453 | +3.262 | 14:40:09.174 |
| 7 | 1:50.326 | +1.135 | 14:41:59.500 |
| 8 | 1:49.191 | | 14:43:48.691 |

| Vuelta | Tempo de vuelta | Dif. resp. 1° | Hora del día |
|-------------------------------------|-----------------|---------------|--------------|
| (35) GUILLERMO PIÑERO BERNAL | | | |
| 1 | 2:10.380 | +22.074 | 14:31:06.328 |
| 2 | 1:51.022 | +2.716 | 14:32:57.350 |
| 3 | 1:52.500 | +4.194 | 14:34:49.850 |
| 4 | 1:48.419 | +0.113 | 14:36:38.269 |
| 5 | 1:49.770 | +1.464 | 14:38:28.039 |
| 6 | 1:48.306 | | 14:40:16.345 |
| 7 | 1:48.398 | +0.092 | 14:42:04.743 |
| 8 | 1:49.059 | +0.753 | 14:43:53.802 |

| Vuelta | Tempo de vuelta | Dif. resp. 1° | Hora del día |
|-----------------------------------|-----------------|---------------|--------------|
| (61) OLIVER MATILLA ROMERO | | | |
| 1 | 2:00.085 | +4.729 | 14:30:57.229 |
| 2 | 1:57.919 | +2.563 | 14:32:55.148 |
| 3 | 1:55.356 | | 14:34:50.504 |
| 4 | 1:58.384 | +3.028 | 14:36:48.888 |
| 5 | 1:58.028 | +2.672 | 14:38:46.916 |
| 6 | 2:02.105 | +6.749 | 14:40:49.021 |
| 7 | 2:01.545 | +6.189 | 14:42:50.566 |
| 8 | 2:12.460 | +17.104 | 14:45:03.026 |

| Vuelta | Tempo de vuelta | Dif. resp. 1° | Hora del día |
|----------------------------------|-----------------|---------------|--------------|
| (115) ADRIAN PEREZ MORENO | | | |
| 1 | 2:09.295 | +10.137 | 14:31:24.472 |
| 2 | 2:01.139 | +1.981 | 14:33:25.611 |
| 3 | 2:01.105 | +1.947 | 14:35:26.716 |
| 4 | 2:00.975 | +1.817 | 14:37:27.691 |
| 5 | 2:02.851 | +3.693 | 14:39:30.542 |
| 6 | 2:00.680 | +1.522 | 14:41:31.222 |
| 7 | 2:02.355 | +3.197 | 14:43:33.577 |
| 8 | 1:59.158 | | 14:45:32.735 |

| Vuelta | Tempo de vuelta | Dif. resp. 1° | Hora del día |
|---------------------------------------|-----------------|---------------|--------------|
| (199) JOSE MARIA HERRERA GOMEZ | | | |
| 1 | 2:10.421 | +9.259 | 14:31:11.889 |
| 2 | 2:05.048 | +3.886 | 14:33:16.937 |
| 3 | 2:04.475 | +3.313 | 14:35:21.412 |
| 4 | 2:04.159 | +2.997 | 14:37:25.571 |
| 5 | 2:03.386 | +2.224 | 14:39:28.957 |
| 6 | 2:03.363 | +2.201 | 14:41:32.320 |
| 7 | 2:01.162 | | 14:43:33.482 |
| 8 | 2:04.054 | +2.892 | 14:45:37.536 |

| Vuelta | Tempo de vuelta | Dif. resp. 1° | Hora del día |
|-----------------------------------|-----------------|---------------|--------------|
| (12) PABLO MATTHIEU SALADO | | | |
| 1 | 2:15.899 | +14.838 | 14:31:12.459 |
| 2 | 2:04.827 | +3.766 | 14:33:17.286 |
| 3 | 2:04.384 | +3.323 | 14:35:21.670 |
| 4 | 2:05.716 | +4.655 | 14:37:27.386 |
| 5 | 2:02.449 | +1.388 | 14:39:29.835 |
| 6 | 2:03.628 | +2.567 | 14:41:33.463 |
| 7 | 2:03.562 | +2.501 | 14:43:37.025 |
| 8 | 2:01.061 | | 14:45:38.086 |

| Vuelta | Tempo de vuelta | Dif. resp. 1° | Hora del día |
|----------------------------------|-----------------|---------------|--------------|
| (100) HUGO GUEVARA FLORES | | | |
| 1 | 2:08.172 | +1.739 | 14:31:06.294 |
| 2 | 2:09.350 | +2.917 | 14:33:15.644 |
| 3 | 2:21.937 | +15.504 | 14:35:37.581 |
| 4 | 2:08.932 | +2.499 | 14:37:46.513 |

| Vuelta | Tempo de vuelta | Dif. resp. 1° | Hora del día |
|--------|-----------------|---------------|--------------|
| 5 | 2:07.146 | +0.713 | 14:39:53.659 |
| 6 | 2:07.812 | +1.379 | 14:42:01.471 |
| 7 | 2:06.433 | | 14:44:07.904 |

| Vuelta | Tempo de vuelta | Dif. resp. 1° | Hora del día |
|----------------------------------|-----------------|---------------|--------------|
| (171) AARON DELGADO LOPEZ | | | |
| 1 | 2:16.454 | +10.684 | 14:31:24.050 |
| 2 | 2:07.646 | +1.876 | 14:33:31.696 |
| 3 | 2:09.715 | +3.945 | 14:35:41.411 |
| 4 | 2:05.770 | | 14:37:47.181 |
| 5 | 2:08.600 | +2.830 | 14:39:55.781 |
| 6 | 2:08.891 | +3.121 | 14:42:04.672 |
| 7 | 2:10.149 | +4.379 | 14:44:14.821 |

| Vuelta | Tempo de vuelta | Dif. resp. 1° | Hora del día |
|--------------------------------------|-----------------|---------------|--------------|
| (49) ISLEM ABDERRAHAMAN AHMED | | | |
| 1 | 2:35.849 | +30.910 | 14:31:36.214 |
| 2 | 2:08.656 | +3.717 | 14:33:44.870 |
| 3 | 2:08.957 | +4.018 | 14:35:53.827 |
| 4 | 2:11.200 | +6.261 | 14:38:05.027 |
| 5 | 2:09.479 | +4.540 | 14:40:14.506 |
| 6 | 2:07.791 | +2.852 | 14:42:22.297 |
| 7 | 2:04.939 | | 14:44:27.236 |

| Vuelta | Tempo de vuelta | Dif. resp. 1° | Hora del día |
|---|-----------------|---------------|--------------|
| (111) RAMON BERNANRDO CAMPOS MUÑOZ | | | |
| 1 | 2:14.062 | +6.941 | 14:31:30.594 |
| 2 | 2:09.571 | +2.450 | 14:33:40.165 |
| 3 | 2:11.316 | +4.195 | 14:35:51.481 |
| 4 | 2:10.932 | +3.811 | 14:38:02.413 |
| 5 | 2:09.286 | +2.165 | 14:40:11.699 |
| 6 | 2:11.697 | +4.576 | 14:42:23.396 |
| 7 | 2:07.121 | | 14:44:30.517 |

| Vuelta | Tempo de vuelta | Dif. resp. 1° | Hora del día |
|----------------------------------|-----------------|---------------|--------------|
| (11) CHEMA OCAMPOS GUZMAN | | | |
| 1 | 4:00.544 | +2:06.118 | 14:32:56.808 |
| 2 | 1:55.240 | +0.814 | 14:34:52.048 |
| 3 | 1:57.676 | +3.250 | 14:36:49.724 |
| 4 | 1:54.426 | | 14:38:44.150 |
| 5 | 1:57.621 | +3.195 | 14:40:41.771 |
| 6 | 1:56.876 | +2.450 | 14:42:38.647 |
| 7 | 1:55.257 | +0.831 | 14:44:33.904 |

| Vuelta | Tempo de vuelta | Dif. resp. 1° | Hora del día |
|---------------------------|-----------------|---------------|--------------|
| (76) INTO PITKONEN | | | |
| 1 | 2:10.751 | +0.560 | 14:31:31.528 |
| 2 | 2:10.591 | +0.400 | 14:33:42.119 |
| 3 | 2:10.191 | | 14:35:52.310 |
| 4 | 2:11.518 | +1.327 | 14:38:03.828 |
| 5 | 2:12.232 | +2.041 | 14:40:16.060 |
| 6 | 2:13.105 | +2.914 | 14:42:29.165 |
| 7 | 2:12.683 | +2.492 | 14:44:41.848 |

| Vuelta | Tempo de vuelta | Dif. resp. 1° | Hora del día |
|-------------------------------------|-----------------|---------------|--------------|
| (25) CHRISTIAN SÁNCHEZ PEREZ | | | |
| 1 | 2:29.913 | +21.333 | 14:31:28.468 |
| 2 | 2:12.562 | +3.982 | 14:33:41.030 |
| 3 | 2:08.580 | | 14:35:49.610 |
| 4 | 2:12.182 | +3.602 | 14:38:01.792 |
| 5 | 2:28.800 | +20.220 | 14:40:30.592 |
| 6 | 2:12.251 | +3.671 | 14:42:42.843 |
| 7 | 2:12.139 | +3.559 | 14:44:54.982 |

| Vuelta | Tempo de vuelta | Dif. resp. 1° | Hora del día |
|----------------------------------|-----------------|---------------|--------------|
| (7) JAVIER MATEOS PARICIO | | | |
| 1 | 2:19.522 | +4.561 | 14:31:44.536 |
| 2 | 2:20.365 | +5.404 | 14:34:04.901 |
| 3 | 2:19.387 | +4.426 | 14:36:24.288 |
| 4 | 2:20.562 | +5.601 | 14:38:44.850 |
| 5 | 2:17.807 | +2.846 | 14:41:02.657 |
| 6 | 2:17.563 | +2.602 | 14:43:20.220 |
| 7 | 2:14.961 | | 14:45:35.181 |

| Vuelta | Tempo de vuelta | Dif. resp. 1° | Hora del día |
|----------------------------------|-----------------|---------------|--------------|
| (6) MANUEL LATORRE ESPEJO | | | |
| 1 | 2:27.981 | +7.233 | 14:31:27.652 |
| 2 | 2:20.748 | | 14:33:48.400 |
| 3 | 2:23.324 | +2.576 | 14:36:11.724 |
| 4 | 2:20.775 | +0.027 | 14:38:32.499 |
| 5 | 2:21.732 | +0.984 | 14:40:54.231 |
| 6 | 2:20.748 | | 14:43:14.979 |
| 7 | 2:21.362 | +0.614 | 14:45:36.341 |

| Vuelta | Tempo de vuelta | Dif. resp. 1° | Hora del día |
|---------------------------------|-----------------|---------------|--------------|
| (86) KARAM RAHHOU LAARBI | | | |
| 1 | 2:42.758 | +25.601 | 14:31:45.631 |
| 2 | 2:20.084 | +2.927 | 14:34:05.715 |
| 3 | 2:19.170 | +2.013 | 14:36:24.885 |
| 4 | 2:17.157 | | 14:38:42.042 |
| 5 | 2:17.293 | +0.136 | 14:40:59.335 |
| 6 | 2:19.498 | +2.341 | 14:43:18.833 |
| 7 | 2:18.855 | +1.698 | 14:45:37.688 |

| Vuelta | Tempo de vuelta | Dif. resp. 1° | Hora del día |
|----------------------------------|-----------------|---------------|--------------|
| (22) MARK GARCÍA CALVENTE | | | |
| 1 | 3:14.679 | +49.150 | 14:32:17.472 |
| 2 | 2:29.786 | +4.257 | 14:34:47.258 |
| 3 | 2:26.359 | +0.830 | 14:37:13.617 |
| 4 | 2:25.529 | | 14:39:39.146 |
| 5 | 2:42.422 | +16.893 | 14:42:21.568 |
| 6 | 2:27.248 | +1.719 | 14:44:48.816 |

| Vuelta | Tempo de vuelta | Dif. resp. 1° | Hora del día |
|---|-----------------|---------------|--------------|
| (136) JULIAN CABEZUELO CABALLERO | | | |
| 1 | 2:48.656 | +11.129 | 14:31:53.316 |
| 2 | 2:49.839 | +12.312 | 14:34:43.155 |
| 3 | 2:43.333 | +5.806 | 14:37:26.488 |
| 4 | 2:42.961 | +5.434 | 14:40:09.449 |
| 5 | 2:40.199 | +2.672 | 14:42:49.648 |
| 6 | 2:37.527 | | 14:45:27.175 |

| Vuelta | Tempo de vuelta | Dif. resp. 1° | Hora del día |
|---------------------------|-----------------|---------------|--------------|
| (9) LOUIE CHESSELL | | | |
| 1 | 2:07.079 | | 14:31:06.323 |





SEGUNDA PRUEBA - VILLANUEVA DE CÓRDOBA

Vuelta a vuelta


5. 50CC AUTO. - ALEVIN 65CC

Los Barreros 0,000 km

2ª Manga 50CC AUTO. - ALEVIN 65CC

10/04/2022 14:10

Carrera (10:00 y 2 Vueltas) iniciado a 14:28:44



Competidores

| | Vueltas | | | | | | | | | |
|------------------------------------|---------|-----|-----|-----|-----|-----|-----|-----|-----|-----|
| | 0 | 1 | 2 | 3 | 4 | 5 | 6 | 7 | 8 | |
| GUILLERMO PIÑERO BERNAL (35) | 1 | 35 | 8 | 8 | 8 | 8 | 8 | 8 | 8 | 8 |
| SERGIO OCHOA LUQUE (8) | 2 | 8 | 61 | 61 | 35 | 35 | 35 | 35 | 35 | 35 |
| CHEMA OCAMPOS GUZMAN (11) | 3 | 11 | 100 | 35 | 61 | 61 | 61 | 61 | 61 | 61 |
| PABLO MATTHIEU SALADO (12) | 4 | 12 | 9 | 100 | 199 | 199 | 199 | 115 | 199 | 115 |
| OLIVER MATILLA ROMERO (61) | 5 | 61 | 35 | 199 | 12 | 12 | 12 | 199 | 115 | 199 |
| HUGO GUEVARA FLORES (100) | 6 | 100 | 199 | 12 | 115 | 115 | 115 | 12 | 12 | 12 |
| CHRISTIAN SÁNCHEZ PEREZ (25) | 7 | 25 | 12 | 115 | 100 | 100 | 100 | 100 | 100 | 100 |
| MARCOS TAPIA LOPEZ (101) | 8 | 101 | 171 | 171 | 171 | 171 | 171 | 171 | 171 | 171 |
| LOUIE CHESSELL (9) | 9 | 9 | 115 | 111 | 25 | 25 | 111 | 49 | 49 | 49 |
| MANUEL LATORRE ESPEJO (6) | 10 | 6 | 6 | 25 | 111 | 111 | 49 | 111 | 111 | 111 |
| ISLEM ABDERRAHAMAN AHMED (49) | 11 | 49 | 25 | 76 | 76 | 76 | 76 | 76 | 11 | 11 |
| JOSE MARIA HERRERA GOMEZ (199) | 12 | 199 | 111 | 49 | 49 | 49 | 25 | 11 | 76 | 76 |
| MARK GARCÍA CALVENTE (22) | 13 | 22 | 76 | 6 | 6 | 6 | 11 | 25 | 25 | 25 |
| KARAM RAHOU LAARBI (86) | 14 | 86 | 49 | 7 | 7 | 86 | 6 | 6 | 7 | 7 |
| JULIAN CABEZUELO CABALLERO (136) | 15 | 136 | 7 | 86 | 86 | 11 | 86 | 86 | 6 | 6 |
| AARON DELGADO LOPEZ (171) | 16 | 171 | 86 | 136 | 11 | 7 | 7 | 7 | 86 | 86 |
| ADRIAN PEREZ MORENO (115) | 17 | 115 | 136 | 22 | 22 | 22 | 22 | 22 | 22 | 22 |
| RAMON BERNANRDO CAMPOS MUÑOZ (111) | 18 | 111 | 22 | 11 | 136 | 136 | 136 | 136 | 136 | 136 |
| INTO PITKONEN (76) | 19 | 76 | 11 | | | | | | | |
| JAVIER MATEOS PARICIO (7) | 20 | 7 | | | | | | | | |






SEGUNDA PRUEBA - VILLANUEVA DE CÓRDOBA

5. 50CC AUTO. - ALEVIN 65CC

Los Barreros 0,000 km

GENERAL



| Pos. | Nº | Nombre | Total puntos | 1VIL | 2VIL | Registro del cochl | Marca | Club |
|---------------------|-----|------------------------------|--------------|------|------|--------------------|-----------|----------------------------------|
| ALEVIN 50 CC | | | | | | | | |
| 1 | 12 | PABLO MATTHIEU SALADO | 47 | 22 | 25 | 26257-MA | Husqvarna | VILLA DE OJEN |
| 2 | 100 | HUGO GUEVARA FLORES | 47 | 25 | 22 | 26165-AL | KTM | M C BAJO ALMANZORA |
| 3 | 171 | AARON DELGADO LOPEZ | 38 | 18 | 20 | 26532-SE | Husqvarna | TRT MOTORCICLE |
| 4 | 49 | ISLEM ABDERRAHAMAN AHMED | 38 | 20 | 18 | 26259-MA | Gas gas | MOTOS ORTIZ |
| 5 | 6 | MANUEL LATORRE ESPEJO | 31 | 15 | 16 | 26991-J | KTM | CD. ENDURO ALCALA |
| 6 | 86 | KARAM RAHHOU LAARBI | 31 | 16 | 15 | 26798-ML | Husqvarna | ESCUADERIA MELILLA SPORT CAPITAL |
| 7 | 22 | MARK GARCÍA CALVENTE | 27 | 13 | 14 | 26280-MA | KTM | CD. Motos Ortiz Marbella |
| 8 | 136 | JULIAN CABEZUELO CABALLERO | 25 | 12 | 13 | 27128-SE | HUSQVARNA | C.D. Motoclub Morón |
| 9 | 101 | MARCOS TAPIA LOPEZ | 14 | 14 | 0 | 26418-CO | KTM | C.D.JARACROSS |
| ALEVIN 65 CC | | | | | | | | |
| 1 | 8 | SERGIO OCHOA LUQUE | 50 | 25 | 25 | 26169-CO | KTM | MC EL ARENAL |
| 2 | 35 | GUILLERMO PIÑERO BERNAL | 44 | 22 | 22 | 26289-CA | KTM | REBUFO CHICLANA |
| 3 | 61 | OLIVER MATILLA ROMERO | 40 | 20 | 20 | 26181-CO | Yamaha | EDUARDO CASTRO |
| 4 | 115 | ADRIAN PEREZ MORENO | 36 | 18 | 18 | 26196-SE | Husqvarna | ALLESER |
| 5 | 199 | JOSE MARIA HERRERA GOMEZ | 30 | 14 | 16 | 26476-CO | KTM | JAROCROSS |
| 6 | 11 | CHEMA OCAMPOS GUZMAN | 30 | 16 | 14 | 26393-CO | KTM | EL ARENAL |
| 7 | 76 | INTO PITKONEN | 28 | 15 | 13 | 26255-MA | Husqvarna | ROCKING STONES |
| 8 | 111 | RAMON BERNANRDO CAMPOS MUÑOZ | 27 | 12 | 15 | 26272-GR | KTM | C.D. ARENAL |
| 9 | 25 | CHRISTIAN SÁNCHEZ PEREZ | 25 | 13 | 12 | 27117-CA | Yamaha | MOTO CLUB CEUTA |
| 10 | 7 | JAVIER MATEOS PARICIO | 22 | 11 | 11 | 27127-SE | KAWASAKI | EDUARDO CASTRO |
| NT | 9 | LOUIE CHESELL | 0 | 0 | 0 | 26786-MA | KTM | |





SEGUNDA PRUEBA - VILLANUEVA DE CÓRDOBA

Clasificado por mejor tiempo de vuelta

6. MX1 - MX2 ÉLITE

Los Barreros 0,000 km

Cronometrados MX1 - MX2 ÉLITE

10/04/2022 10:35

Clasificación (15:00 Tiempo) iniciado a 10:47:11

| Pos. | Nº | Nombre | Clase | Mejor Tm | Dif. resp. | 1º Club |
|------|-----|-------------------------------------|-------|----------|------------|------------------------|
| 1 | 53 | IVAN RUZ NIEVAS | MX1 | 1:24.222 | | ORTIZ MOTOS KTM |
| 2 | 70 | SALVADOR GUZMÁN TRUJILLO | MX1 | 1:24.393 | 0.171 | MOTOS ORTIZ |
| 3 | 218 | MARINO VILLAR CASTILLO | MX2 | 1:25.602 | 1.380 | CD. MC. VILLA DE OJÉN |
| 4 | 54 | FRANCISCO MERIDA BERMUDEZ | MX1 | 1:28.956 | 4.734 | MOTO CLUB EL ARENAL |
| 5 | 612 | RAFA MATA GONZALEZ | MX1 | 1:28.959 | 4.737 | R.PAJARILLO |
| 6 | 144 | JOSE LUIS MARTIN ARRABAL | MX2 | 1:29.321 | 5.099 | TRT MOTORCICLE |
| 7 | 171 | JUAN JOSE DELGADO | MX1 | 1:29.517 | 5.295 | TRT MOTORCICLE |
| 8 | 68 | ALVARO SÁNCHEZ RODRÍGUEZ | MX2 | 1:29.721 | 5.499 | MOTOCLUB CERREÑO |
| 9 | 317 | JOSE OTERO PINTO | MX2 | 1:30.149 | 5.927 | REBUFO CHICLANA |
| 10 | 300 | GAUDEN MERCHAN CARMONA | MX1 | 1:30.423 | 6.201 | CD JAROCROSSS |
| 11 | 9 | JESUS QUINTERO HERNANDEZ | MX1 | 1:30.950 | 6.728 | PETROGOLDRACINGTEAM |
| 12 | 19 | ANTONIO GALIANO ARENGA | MX2 | 1:32.771 | 8.549 | TEAM ALESER |
| 13 | 77 | MIGUEL FERNÁNDEZ CASTILLÓN | MX2 | 1:32.865 | 8.643 | MOTONAVO |
| 14 | 200 | ANDRES TORRONTERAS ROJO | MX1 | 1:33.414 | 9.192 | C.D.JAROCROSS |
| 15 | 91 | JAIRO GARCIA CASADO | MX1 | 1:37.047 | 12.825 | CD JARACROS |
| 16 | 257 | FRANCISCO JAVIER RIQUELME EXTREMERA | MX2 | 1:38.022 | 13.800 | P.M ALMODÓVAR DEL RIO |
| 17 | 5 | JOSÉ DAVID PERÁN RODRIGUEZ | MX1 | 1:38.163 | 13.941 | CD.PM ALMODOBAR DE RÍO |
| 18 | 8 | ANTONIO BENZAL MUÑOZ | MX2 | | | MOTO CLUB FUENTE-ALAMO |



SEGUNDA PRUEBA - VILLANUEVA DE CÓRDOBA

Clasificado por mejor tiempo de vuelta

6. MX1 - MX2 ÉLITE

Los Barreros 0,000 km

Cronometrados MX1 - MX2 ÉLITE

10/04/2022 10:35

Clasificación (15:00 Tiempo) iniciado a 10:47:11

| Pos. | Nº | Nombre | Clase | Mejor Tm | Dif. resp. | 1º Club |
|------------|-----|-------------------------------------|-------|----------|------------|------------------------|
| MX1 | | | | | | |
| 1 | 53 | IVAN RUZ NIEVAS | MX1 | 1:24.222 | | ORTIZ MOTOS KTM |
| 2 | 70 | SALVADOR GUZMÁN TRUJILLO | MX1 | 1:24.393 | 0.171 | MOTOS ORTIZ |
| 3 | 54 | FRANCISCO MERIDA BERMUDEZ | MX1 | 1:28.956 | 4.734 | MOTO CLUB EL ARENAL |
| 4 | 612 | RAFA MATA GONZALEZ | MX1 | 1:28.959 | 4.737 | R.PAJARILLO |
| 5 | 171 | JUAN JOSE DELGADO | MX1 | 1:29.517 | 5.295 | TRT MOTORCICLE |
| 6 | 300 | GAUDEN MERCHAN CARMONA | MX1 | 1:30.423 | 6.201 | CD JAROCROSSS |
| 7 | 9 | JESUS QUINTERO HERNANDEZ | MX1 | 1:30.950 | 6.728 | PETROGOLDRACINGTEAM |
| 8 | 200 | ANDRES TORRONTERAS ROJO | MX1 | 1:33.414 | 9.192 | C.D.JAROCROSS |
| 9 | 91 | JAIRO GARCIA CASADO | MX1 | 1:37.047 | 12.825 | CD JARACROS |
| 10 | 5 | JOSÉ DAVID PERÁN RODRIGUEZ | MX1 | 1:38.163 | 13.941 | CD.PM ALMODOBAR DE RÍO |
| MX2 | | | | | | |
| 1 | 218 | MARINO VILLAR CASTILLO | MX2 | 1:25.602 | | CD. MC. VILLA DE OJÉN |
| 2 | 144 | JOSE LUIS MARTIN ARRABAL | MX2 | 1:29.321 | 3.719 | TRT MOTORCICLE |
| 3 | 68 | ALVARO SÁNCHEZ RODRÍGUEZ | MX2 | 1:29.721 | 4.119 | MOTOCLUB CERREÑO |
| 4 | 317 | JOSE OTERO PINTO | MX2 | 1:30.149 | 4.547 | REBUFO CHICLANA |
| 5 | 19 | ANTONIO GALIANO ARENGA | MX2 | 1:32.771 | 7.169 | TEAM ALESER |
| 6 | 77 | MIGUEL FERNÁNDEZ CASTILLÓN | MX2 | 1:32.865 | 7.263 | MOTONAVO |
| 7 | 257 | FRANCISCO JAVIER RIQUELME EXTREMERA | MX2 | 1:38.022 | 12.420 | P.M ALMODÓVAR DEL RIO |
| 8 | 8 | ANTONIO BENZAL MUÑOZ | MX2 | | | MOTO CLUB FUENTE-ALAMO |





SEGUNDA PRUEBA - VILLANUEVA DE CÓRDOBA

6. MX1 - MX2 ÉLITE

Los Barreros 0,000 km

Cronometrados MX1 - MX2 ÉLITE

10/04/2022 10:35

Clasificación (15:00 Tiempo) iniciado a 10:47:11

| Vuelta | Tempo de vuelta | Dif. resp. 1° | Hora del día |
|-----------------------------|-----------------|---------------|--------------|
| (53) IVAN RUZ NIEVAS | | | |
| 1 | 1:36.883 | +12.661 | 10:49:10.720 |
| 2 | 1:28.257 | +4.035 | 10:50:38.977 |
| 3 | 1:25.741 | +1.519 | 10:52:04.718 |
| 4 | 1:24.222 | | 10:53:28.940 |

| Vuelta | Tempo de vuelta | Dif. resp. 1° | Hora del día |
|--------------------------------------|-----------------|---------------|--------------|
| (70) SALVADOR GUZMÁN TRUJILLO | | | |
| 1 | 1:38.992 | +14.599 | 10:49:16.043 |
| 2 | 1:30.697 | +6.304 | 10:50:46.740 |
| 3 | 1:24.393 | | 10:52:11.133 |
| 4 | 1:24.780 | +0.387 | 10:53:35.913 |
| 5 | 1:45.106 | +20.713 | 10:55:21.019 |
| 6 | 3:49.146 | +2:24.753 | 10:59:10.165 |
| 7 | 1:46.963 | +22.570 | 11:00:57.128 |

| Vuelta | Tempo de vuelta | Dif. resp. 1° | Hora del día |
|-------------------------------------|-----------------|---------------|--------------|
| (218) MARINO VILLAR CASTILLO | | | |
| 1 | 1:35.818 | +10.216 | 10:48:59.642 |
| 2 | 1:30.708 | +5.106 | 10:50:30.350 |
| 3 | 1:26.982 | +1.380 | 10:51:57.332 |
| 4 | 1:25.602 | | 10:53:22.934 |
| 5 | 1:26.943 | +1.341 | 10:54:49.877 |
| 6 | 1:28.112 | +2.510 | 10:56:17.989 |
| 7 | 1:27.277 | +1.675 | 10:57:45.266 |
| 8 | 1:32.121 | +6.519 | 10:59:17.387 |
| 9 | 1:33.057 | +7.455 | 11:00:50.444 |

| Vuelta | Tempo de vuelta | Dif. resp. 1° | Hora del día |
|---------------------------------------|-----------------|---------------|--------------|
| (54) FRANCISCO MERIDA BERMUDEZ | | | |
| 1 | 1:38.079 | +9.123 | 10:49:38.660 |
| 2 | 1:28.956 | | 10:51:07.616 |
| 3 | 1:30.216 | +1.260 | 10:52:37.832 |
| 4 | 1:31.600 | +2.644 | 10:54:09.432 |
| 5 | 1:33.538 | +4.582 | 10:55:42.970 |
| 6 | 1:37.951 | +8.995 | 10:57:20.921 |

| Vuelta | Tempo de vuelta | Dif. resp. 1° | Hora del día |
|---------------------------------|-----------------|---------------|--------------|
| (612) RAFA MATA GONZALEZ | | | |
| 1 | 1:32.621 | +3.662 | 10:49:23.195 |
| 2 | 1:31.694 | +2.735 | 10:50:54.889 |
| 3 | 1:30.579 | +1.620 | 10:52:25.468 |
| 4 | 1:28.959 | | 10:53:54.427 |
| 5 | 1:30.085 | +1.126 | 10:55:24.512 |
| 6 | 1:30.931 | +1.972 | 10:56:55.443 |
| 7 | 1:49.150 | +20.191 | 10:58:44.593 |
| 8 | 1:43.633 | +14.674 | 11:00:28.226 |

| Vuelta | Tempo de vuelta | Dif. resp. 1° | Hora del día |
|---------------------------------------|-----------------|---------------|--------------|
| (144) JOSE LUIS MARTIN ARRABAL | | | |
| 1 | 1:42.050 | +12.729 | 10:49:40.984 |
| 2 | 1:36.199 | +6.878 | 10:51:17.183 |
| 3 | 4:10.091 | +2:40.770 | 10:55:27.274 |
| 4 | 1:29.321 | | 10:56:56.595 |
| 5 | 3:09.498 | +1:40.177 | 11:00:06.093 |

| Vuelta | Tempo de vuelta | Dif. resp. 1° | Hora del día |
|--------------------------------|-----------------|---------------|--------------|
| (171) JUAN JOSE DELGADO | | | |
| 1 | 1:39.069 | +9.552 | 10:49:19.812 |
| 2 | 1:33.794 | +4.277 | 10:50:53.606 |
| 3 | 2:19.261 | +49.744 | 10:53:12.867 |
| 4 | 1:31.086 | +1.569 | 10:54:43.953 |
| 5 | 2:06.193 | +36.676 | 10:56:50.146 |
| 6 | 1:29.517 | | 10:58:19.663 |
| 7 | 2:15.800 | +46.283 | 11:00:35.463 |

| Vuelta | Tempo de vuelta | Dif. resp. 1° | Hora del día |
|--------------------------------------|-----------------|---------------|--------------|
| (68) ALVARO SÁNCHEZ RODRÍGUEZ | | | |
| 1 | 1:41.183 | +11.462 | 10:49:35.412 |
| 2 | 1:40.209 | +10.488 | 10:51:15.621 |
| 3 | 1:29.864 | +0.143 | 10:52:45.485 |
| 4 | 3:49.073 | +2:19.352 | 10:56:34.558 |

| Vuelta | Tempo de vuelta | Dif. resp. 1° | Hora del día |
|--------|-----------------|---------------|--------------|
| 5 | 1:29.721 | | 10:58:04.279 |
| 6 | 1:30.038 | +0.317 | 10:59:34.317 |
| 7 | 1:30.775 | +1.054 | 11:01:05.092 |

| Vuelta | Tempo de vuelta | Dif. resp. 1° | Hora del día |
|-------------------------------|-----------------|---------------|--------------|
| (317) JOSE OTERO PINTO | | | |
| 1 | 1:41.533 | +11.384 | 10:49:34.439 |
| 2 | 1:57.966 | +27.817 | 10:51:32.405 |
| 3 | 1:31.231 | +1.082 | 10:53:03.636 |
| 4 | 1:32.008 | +1.859 | 10:54:35.644 |
| 5 | 1:43.728 | +13.579 | 10:56:19.372 |
| 6 | 1:30.149 | | 10:57:49.521 |
| 7 | 1:45.959 | +15.810 | 10:59:35.480 |
| 8 | 1:31.533 | +1.384 | 11:01:07.013 |

| Vuelta | Tempo de vuelta | Dif. resp. 1° | Hora del día |
|-------------------------------------|-----------------|---------------|--------------|
| (300) GAUDEN MERCHAN CARMONA | | | |
| 1 | 1:38.144 | +7.721 | 10:49:11.892 |
| 2 | 1:30.423 | | 10:50:42.315 |
| 3 | 1:31.450 | +1.027 | 10:52:13.765 |
| 4 | 1:39.729 | +9.306 | 10:53:53.494 |
| 5 | 2:37.082 | +1:06.659 | 10:56:30.576 |
| 6 | 2:17.522 | +47.099 | 10:58:48.098 |
| 7 | 1:35.571 | +5.148 | 11:00:23.669 |

| Vuelta | Tempo de vuelta | Dif. resp. 1° | Hora del día |
|-------------------------------------|-----------------|---------------|--------------|
| (9) JESUS QUINTERO HERNANDEZ | | | |
| 1 | 1:34.732 | +3.782 | 10:49:20.929 |
| 2 | 1:33.351 | +2.401 | 10:50:54.280 |
| 3 | 1:32.596 | +1.646 | 10:52:26.876 |
| 4 | 1:32.370 | +1.420 | 10:53:59.246 |
| 5 | 1:33.188 | +2.238 | 10:55:32.434 |
| 6 | 1:35.584 | +4.634 | 10:57:08.018 |
| 7 | 1:30.950 | | 10:58:38.968 |
| 8 | 1:31.332 | +0.382 | 11:00:10.300 |

| Vuelta | Tempo de vuelta | Dif. resp. 1° | Hora del día |
|------------------------------------|-----------------|---------------|--------------|
| (19) ANTONIO GALIANO ARENZA | | | |
| 1 | 1:44.674 | +11.903 | 10:49:50.986 |
| 2 | 1:36.535 | +3.764 | 10:51:27.521 |
| 3 | 4:27.882 | +2:55.111 | 10:55:55.403 |
| 4 | 1:34.012 | +1.241 | 10:57:29.415 |
| 5 | 1:34.873 | +2.102 | 10:59:04.288 |
| 6 | 1:32.771 | | 11:00:37.059 |

| Vuelta | Tempo de vuelta | Dif. resp. 1° | Hora del día |
|--|-----------------|---------------|--------------|
| (77) MIGUEL FERNÁNDEZ CASTILLÓN | | | |
| 1 | 1:38.177 | +5.312 | 10:49:46.275 |
| 2 | 1:34.918 | +2.053 | 10:51:21.193 |
| 3 | 1:34.173 | +1.308 | 10:52:55.366 |
| 4 | 1:47.136 | +14.271 | 10:54:42.502 |
| 5 | 1:34.094 | +1.229 | 10:56:16.596 |
| 6 | 1:59.126 | +26.261 | 10:58:15.722 |
| 7 | 1:32.865 | | 10:59:48.587 |
| 8 | 2:01.313 | +28.448 | 11:01:49.900 |

| Vuelta | Tempo de vuelta | Dif. resp. 1° | Hora del día |
|--------------------------------------|-----------------|---------------|--------------|
| (200) ANDRES TORRONTERAS ROJO | | | |
| 1 | 1:42.421 | +9.007 | 10:49:12.642 |
| 2 | 1:33.414 | | 10:50:46.056 |
| 3 | 1:38.902 | +5.488 | 10:52:24.958 |
| 4 | 1:33.953 | +0.539 | 10:53:58.911 |
| 5 | 1:51.647 | +18.233 | 10:55:50.558 |
| 6 | 1:38.059 | +4.645 | 10:57:28.617 |
| 7 | 1:58.496 | +25.082 | 10:59:27.113 |
| 8 | 1:56.690 | +23.276 | 11:01:23.803 |

| Vuelta | Tempo de vuelta | Dif. resp. 1° | Hora del día |
|---------------------------------|-----------------|---------------|--------------|
| (91) JAIRO GARCIA CASADO | | | |
| 1 | 1:46.967 | +9.920 | 10:49:14.730 |
| 2 | 1:37.047 | | 10:50:51.777 |
| 3 | 1:39.024 | +1.977 | 10:52:30.801 |
| 4 | 1:37.551 | +0.504 | 10:54:08.352 |

| Vuelta | Tempo de vuelta | Dif. resp. 1° | Hora del día |
|--------|-----------------|---------------|--------------|
| 5 | 1:38.886 | +1.839 | 10:55:47.238 |
| 6 | 1:39.860 | +2.813 | 10:57:27.098 |
| 7 | 1:50.049 | +13.002 | 10:59:17.147 |
| 8 | 1:59.311 | +22.264 | 11:01:16.458 |

| Vuelta | Tempo de vuelta | Dif. resp. 1° | Hora del día |
|--|-----------------|---------------|--------------|
| (257) FRANCISCO JAVIER RIQUELME EXTREMERA | | | |
| 1 | 1:53.497 | +15.475 | 10:49:57.902 |
| 2 | 1:38.022 | | 10:51:35.924 |
| 3 | 1:38.834 | +0.812 | 10:53:14.758 |
| 4 | 1:39.440 | +1.418 | 10:54:54.198 |
| 5 | 1:47.380 | +9.358 | 10:56:41.578 |
| 6 | 2:13.608 | +35.586 | 10:58:55.186 |
| 7 | 2:29.393 | +51.371 | 11:01:24.579 |

| Vuelta | Tempo de vuelta | Dif. resp. 1° | Hora del día |
|---------------------------------------|-----------------|---------------|--------------|
| (5) JOSÉ DAVID PERÁN RODRIGUEZ | | | |
| 1 | 1:42.205 | +4.042 | 10:49:26.317 |
| 2 | 1:40.458 | +2.295 | 10:51:06.775 |
| 3 | 1:38.277 | +0.114 | 10:52:45.052 |
| 4 | 1:38.495 | +0.332 | 10:54:23.547 |
| 5 | 1:42.265 | +4.102 | 10:56:05.812 |
| 6 | 1:38.573 | +0.410 | 10:57:44.385 |
| 7 | 1:38.163 | | 10:59:22.548 |
| 8 | 1:38.868 | +0.705 | 11:01:01.416 |





SEGUNDA PRUEBA - VILLANUEVA DE CÓRDOBA

Vuelta a vuelta


6. MX1 - MX2 ÉLITE

Los Barreros 0,000 km

Cronometrados MX1 - MX2 ÉLITE

10/04/2022 10:35

Clasificación (15:00 Tiempo) iniciado a 10:47:11



| Competidores | Vueltas | | | | | | | | | |
|---|---------|-----|-----|-----|-----|-----|-----|-----|-----|-----|
| | 0 | 1 | 2 | 3 | 4 | 5 | 6 | 7 | 8 | 9 |
| MARINO VILLAR CASTILLO (218) | 1 | 218 | 218 | 218 | 218 | 218 | 218 | 218 | 218 | 218 |
| JAIRO GARCIA CASADO (91) | 2 | 91 | 53 | 53 | 53 | 53 | 70 | 612 | 9 | 9 |
| ANDRES TORRONTERAS ROJO (200) | 3 | 200 | 300 | 300 | 70 | 70 | 612 | 9 | 612 | 612 |
| GAUDEN MERCHAN CARMONA (300) | 4 | 300 | 200 | 200 | 300 | 300 | 9 | 54 | 91 | 5 |
| IVAN RUZ NIEVAS (53) | 5 | 53 | 91 | 70 | 200 | 612 | 54 | 91 | 5 | 317 |
| SALVADOR GUZMÁN TRUJILLO (70) | 6 | 70 | 70 | 91 | 612 | 200 | 91 | 200 | 200 | 91 |
| JUAN JOSE DELGADO (171) | 7 | 171 | 171 | 171 | 9 | 9 | 200 | 5 | 317 | 200 |
| JOSÉ DAVID PERÁN RODRIGUEZ (5) | 8 | 5 | 9 | 9 | 91 | 91 | 5 | 317 | 77 | 77 |
| JESUS QUINTERO HERNANDEZ (9) | 9 | 9 | 612 | 612 | 54 | 54 | 77 | 77 | 300 | |
| RAFA MATA GONZALEZ (612) | 10 | 612 | 5 | 5 | 5 | 5 | 317 | 171 | 171 | |
| JOSE OTERO PINTO (317) | 11 | 317 | 317 | 54 | 68 | 317 | 300 | 300 | 70 | |
| ALVARO SÁNCHEZ RODRÍGUEZ (68) | 12 | 68 | 68 | 68 | 77 | 77 | 257 | 257 | 68 | |
| JOSE LUIS MARTIN ARRABAL (144) | 13 | 144 | 54 | 144 | 317 | 171 | 171 | 70 | 257 | |
| FRANCISCO MERIDA BERMUDEZ (54) | 14 | 54 | 144 | 77 | 171 | 257 | 68 | 68 | | |
| FRANCISCO JAVIER RIQUELME EXTREMERA (257) | 15 | 257 | 77 | 19 | 257 | 68 | 19 | 19 | | |
| ANTONIO GALIANO ARENGA (19) | 16 | 19 | 19 | 317 | 144 | 144 | 144 | | | |
| MIGUEL FERNÁNDEZ CASTILLÓN (77) | 17 | 77 | 257 | 257 | 19 | 19 | | | | |
| - | 18 | | | | | | | | | |





SEGUNDA PRUEBA - VILLANUEVA DE CÓRDOBA

Clasificado por vueltas

6. MX1 - MX2 ÉLITE

Los Barreros 0,000 km

1ª Manga MX1 - MX2 ÉLITE

10/04/2022 12:30

Carrera iniciado a 12:42:12

| Pos. | Nº | Nombre | Puntos | Vueltas | Reg. Piloto | Total Tº | Dif. resp. 1º | Marca | Club |
|------|-----|-------------------------------------|--------|---------|-------------|-----------|---------------|-----------------|------------------------|
| 1 | 70 | SALVADOR GUZMÁN TRUJILLO | 25 | 15 | 26694-MA | 22:13.050 | | KTM | MOTOS ORTIZ |
| 2 | 53 | IVAN RUZ NIEVAS | 22 | 15 | 26749-GR | 22:14.039 | 0.989 | KTM | ORTIZ MOTOS KTM |
| 3 | 218 | MARINO VILLAR CASTILLO | 25 | 15 | 26164-MA | 22:53.412 | 40.362 | KTM | CD. MC. VILLA DE OJÉN |
| 4 | 9 | JESUS QUINTERO HERNANDEZ | 20 | 15 | 190390-CC | 22:57.031 | 43.981 | Gas gas | PETROGOLDRACINGTEAM |
| 5 | 300 | GAUDEN MERCHAN CARMONA | 18 | 15 | 26728-CO | 23:21.974 | 1:08.924 | Yamaha | CD JAROCROSSS |
| 6 | 171 | JUAN JOSE DELGADO | 16 | 15 | 26531-SE | 23:22.087 | 1:09.037 | KTM | TRT MOTORCICLE |
| 7 | 54 | FRANCISCO MERIDA BERMUDEZ | 15 | 15 | 26946-CO | 23:35.776 | 1:22.726 | Husqvarna | MOTO CLUB EL ARENAL |
| 8 | 68 | ALVARO SÁNCHEZ RODRÍGUEZ | 22 | 15 | 26172-H | 23:50.066 | 1:37.016 | Gas gas | MOTOCUBO CERRERÍO |
| 9 | 612 | RAFA MATA GONZALEZ | 14 | 14 | 26882-CO | 22:22.934 | 1 Vuelta | Kawasaki | R.PAJARILLO |
| 10 | 317 | JOSE OTERO PINTO | 20 | 14 | 26221-CA | 22:39.141 | 1 Vuelta | Yamaha | REBUFO CHICLANA |
| 11 | 19 | ANTONIO GALIANO ARENGA | 18 | 14 | 26260-SE | 22:51.348 | 1 Vuelta | Husqvarna | TEAM ALESER |
| 12 | 144 | JOSE LUIS MARTIN ARRABAL | 16 | 14 | 26539-GR | 22:55.454 | 1 Vuelta | KTM | TRT MOTORCICLE |
| 13 | 77 | MIGUEL FERNÁNDEZ CASTILLÓN | 15 | 14 | 27060-J | 23:46.049 | 1 Vuelta | Honda | MOTONAVO |
| 14 | 200 | ANDRES TORRONTERAS ROJO | 13 | 13 | 26508-CO | 22:31.219 | 2 Vueltas | KTM | C.D.JAROCROSS |
| 15 | 91 | JAIRO GARCIA CASADO | 12 | 13 | 26701-CO | 22:37.369 | 2 Vueltas | Yamaha | CD JARACROS |
| 16 | 5 | JOSÉ DAVID PERÁN RODRIGUEZ | 11 | 13 | 26720-CO | 22:37.764 | 2 Vueltas | kawasaki kx450f | CD.PM ALMODOBAR DE RÍO |
| 17 | 257 | FRANCISCO JAVIER RIQUELME EXTREMERA | 14 | 12 | 26721-CO | 22:47.045 | 3 Vueltas | KTM | P.M ALMODÓVAR DEL RÍO |

Márgen de victoria

Velocidad media

Mejor tº de vuelta

Mejor Vel.

Mejor vuelta para

0.989

-

1:25.775

-

53 - IVAN RUZ NIEVAS

Cronometraje

Orbits





SEGUNDA PRUEBA - VILLANUEVA DE CÓRDOBA

Clasificado por vueltas

6. MX1 - MX2 ÉLITE

Los Barreros 0,000 km

1ª Manga MX1 - MX2 ÉLITE

10/04/2022 12:30

Carrera iniciado a 12:42:12

| Pos. | Nº | Nombre | Clase | ueltas | Dif. resp. 1º | Total Tº | Mejor Tm | Equipo | Modelo |
|------|-----|------------------------|-------|--------|---------------|-----------|----------|--------|--------|
| MX1 | | | | | | | | | |
| 1 | 70 | SALVADOR GUZMÁN TRUJI | MX1 | 15 | | 22:13.050 | 1:26.377 | | |
| 2 | 53 | IVAN RUZ NIEVAS | MX1 | 15 | 0.989 | 22:14.039 | 1:25.775 | | |
| 3 | 9 | JESUS QUINTERO HERNAN | MX1 | 15 | 43.981 | 22:57.031 | 1:30.110 | | |
| 4 | 300 | GAUDEN MERCHAN CARM | MX1 | 15 | 1:08.924 | 23:21.974 | 1:31.388 | | |
| 5 | 171 | JUAN JOSE DELGADO | MX1 | 15 | 1:09.037 | 23:22.087 | 1:31.076 | | |
| 6 | 54 | FRANCISCO MERIDA BERM | MX1 | 15 | 1:22.726 | 23:35.776 | 1:31.684 | | |
| 7 | 612 | RAFA MATA GONZALEZ | MX1 | 14 | 1 Vuelta | 22:22.934 | 1:31.001 | | |
| 8 | 200 | ANDRES TORRONTERAS RI | MX1 | 13 | 2 Vueltas | 22:31.219 | 1:37.634 | | |
| 9 | 91 | JAIRO GARCIA CASADO | MX1 | 13 | 2 Vueltas | 22:37.369 | 1:40.150 | | |
| 10 | 5 | JOSÉ DAVID PERÁN RODR | MX1 | 13 | 2 Vueltas | 22:37.764 | 1:39.658 | | |
| MX2 | | | | | | | | | |
| 1 | 218 | MARINO VILLAR CASTILLO | MX2 | 15 | | 22:53.412 | 1:28.144 | | |
| 2 | 68 | ALVARO SÁNCHEZ RODRÍC | MX2 | 15 | 56.654 | 23:50.066 | 1:31.639 | | |
| 3 | 317 | JOSE OTERO PINTO | MX2 | 14 | 1 Vuelta | 22:39.141 | 1:33.025 | | |
| 4 | 19 | ANTONIO GALIANO AREN | MX2 | 14 | 1 Vuelta | 22:51.348 | 1:35.124 | | |
| 5 | 144 | JOSE LUIS MARTIN ARRAB | MX2 | 14 | 1 Vuelta | 22:55.454 | 1:31.986 | | |
| 6 | 77 | MIGUEL FERNÁNDEZ CAST | MX2 | 14 | 1 Vuelta | 23:46.049 | 1:35.142 | | |
| 7 | 257 | FRANCISCO JAVIER RIQUE | MX2 | 12 | 3 Vueltas | 22:47.045 | 1:43.314 | | |

| Márgen de victoria | Velocidad media | Mejor tº de vuelta | Mejor Vel. | Mejor vuelta para |
|--------------------|-----------------|--------------------|------------|----------------------|
| 0.989 | - | 1:25.775 | - | 53 - IVAN RUZ NIEVAS |

Cronometraje

Orbits





SEGUNDA PRUEBA - VILLANUEVA DE CÓRDOBA

6. MX1 - MX2 ÉLITE

Los Barreros 0,000 km

1ª Manga MX1 - MX2 ÉLITE

10/04/2022 12:30

Carrera iniciado a 12:42:12

| Vuelta | Tempo de vuelta | Dif. resp. 1° | Hora del día |
|--------------------------------------|-----------------|---------------|--------------|
| (70) SALVADOR GUZMÁN TRUJILLO | | | |
| 1 | 1:27.815 | +1.438 | 12:43:51.001 |
| 2 | 1:26.377 | | 12:45:17.378 |
| 3 | 1:27.211 | +0.834 | 12:46:44.589 |
| 4 | 1:27.735 | +1.358 | 12:48:12.324 |
| 5 | 1:29.317 | +2.940 | 12:49:41.641 |
| 6 | 1:29.562 | +3.185 | 12:51:11.203 |
| 7 | 1:29.038 | +2.661 | 12:52:40.241 |
| 8 | 1:28.967 | +2.590 | 12:54:09.208 |
| 9 | 1:28.301 | +1.924 | 12:55:37.509 |
| 10 | 1:26.866 | +0.489 | 12:57:04.375 |
| 11 | 1:27.200 | +0.823 | 12:58:31.575 |
| 12 | 1:28.962 | +2.585 | 13:00:00.537 |
| 13 | 1:27.392 | +1.015 | 13:01:27.929 |
| 14 | 1:29.441 | +3.064 | 13:02:57.370 |
| 15 | 1:28.297 | +1.920 | 13:04:25.667 |

| | | | |
|-----------------------------|-----------------|--------|--------------|
| (53) IVAN RUZ NIEVAS | | | |
| 1 | 1:29.428 | +3.653 | 12:43:52.493 |
| 2 | 1:29.791 | +4.016 | 12:45:22.284 |
| 3 | 1:28.257 | +2.482 | 12:46:50.541 |
| 4 | 1:31.512 | +5.737 | 12:48:22.053 |
| 5 | 1:28.122 | +2.347 | 12:49:50.175 |
| 6 | 1:28.881 | +3.106 | 12:51:19.056 |
| 7 | 1:27.721 | +1.946 | 12:52:46.777 |
| 8 | 1:26.838 | +1.063 | 12:54:13.615 |
| 9 | 1:25.855 | +0.080 | 12:55:39.470 |
| 10 | 1:25.775 | | 12:57:05.245 |
| 11 | 1:26.902 | +1.127 | 12:58:32.147 |
| 12 | 1:28.201 | +2.426 | 13:00:00.348 |
| 13 | 1:28.055 | +2.280 | 13:01:28.403 |
| 14 | 1:29.288 | +3.513 | 13:02:57.691 |
| 15 | 1:28.965 | +3.190 | 13:04:26.656 |

| | | | |
|-------------------------------------|-----------------|--------|--------------|
| (218) MARINO VILLAR CASTILLO | | | |
| 1 | 1:33.737 | +5.593 | 12:43:57.295 |
| 2 | 1:32.149 | +4.005 | 12:45:29.444 |
| 3 | 1:30.096 | +1.952 | 12:46:59.540 |
| 4 | 1:30.269 | +2.125 | 12:48:29.809 |
| 5 | 1:28.144 | | 12:49:57.953 |
| 6 | 1:30.113 | +1.969 | 12:51:28.066 |
| 7 | 1:30.907 | +2.763 | 12:52:58.973 |
| 8 | 1:30.552 | +2.408 | 12:54:29.525 |
| 9 | 1:32.839 | +4.695 | 12:56:02.364 |
| 10 | 1:29.748 | +1.604 | 12:57:32.112 |
| 11 | 1:30.494 | +2.350 | 12:59:02.606 |
| 12 | 1:30.503 | +2.359 | 13:00:33.109 |
| 13 | 1:30.636 | +2.492 | 13:02:03.745 |
| 14 | 1:31.145 | +3.001 | 13:03:34.890 |
| 15 | 1:31.139 | +2.995 | 13:05:06.029 |

| | | | |
|-------------------------------------|-----------------|--------|--------------|
| (9) JESUS QUINTERO HERNANDEZ | | | |
| 1 | 1:32.118 | +2.008 | 12:43:55.693 |
| 2 | 1:32.486 | +2.376 | 12:45:28.179 |
| 3 | 1:30.153 | +0.043 | 12:46:58.332 |
| 4 | 1:30.462 | +0.352 | 12:48:28.794 |
| 5 | 1:31.399 | +1.289 | 12:50:00.193 |
| 6 | 1:30.950 | +0.840 | 12:51:31.143 |
| 7 | 1:31.747 | +1.637 | 12:53:02.890 |
| 8 | 1:30.110 | | 12:54:33.000 |
| 9 | 1:30.229 | +0.119 | 12:56:03.229 |
| 10 | 1:30.992 | +0.882 | 12:57:34.221 |
| 11 | 1:31.569 | +1.459 | 12:59:05.790 |
| 12 | 1:30.962 | +0.852 | 13:00:36.752 |
| 13 | 1:30.850 | +0.740 | 13:02:07.602 |

| | | | |
|----|----------|--------|--------------|
| 14 | 1:30.935 | +0.825 | 13:03:38.537 |
| 15 | 1:31.111 | +1.001 | 13:05:09.648 |

| | | | |
|-------------------------------------|-----------------|--------|--------------|
| (300) GAUDEN MERCHAN CARMONA | | | |
| 1 | 1:33.205 | +1.817 | 12:43:57.914 |
| 2 | 1:33.060 | +1.672 | 12:45:30.974 |
| 3 | 1:32.523 | +1.135 | 12:47:03.497 |
| 4 | 1:31.995 | +0.607 | 12:48:35.492 |
| 5 | 1:31.388 | | 12:50:06.880 |
| 6 | 1:32.295 | +0.907 | 12:51:39.175 |
| 7 | 1:31.882 | +0.494 | 12:53:11.057 |
| 8 | 1:33.310 | +1.922 | 12:54:44.367 |
| 9 | 1:33.147 | +1.759 | 12:56:17.514 |
| 10 | 1:33.557 | +2.169 | 12:57:51.071 |
| 11 | 1:32.076 | +0.688 | 12:59:23.147 |
| 12 | 1:33.273 | +1.885 | 13:00:56.420 |
| 13 | 1:32.701 | +1.313 | 13:02:29.121 |
| 14 | 1:32.712 | +1.324 | 13:04:01.833 |
| 15 | 1:32.758 | +1.370 | 13:05:34.591 |

| | | | |
|--------------------------------|-----------------|--------|--------------|
| (171) JUAN JOSE DELGADO | | | |
| 1 | 1:37.909 | +6.833 | 12:44:02.932 |
| 2 | 1:33.678 | +2.602 | 12:45:36.610 |
| 3 | 1:33.267 | +2.191 | 12:47:09.877 |
| 4 | 1:32.734 | +1.658 | 12:48:42.611 |
| 5 | 1:32.657 | +1.581 | 12:50:15.268 |
| 6 | 1:31.493 | +0.417 | 12:51:46.761 |
| 7 | 1:31.379 | +0.303 | 12:53:18.140 |
| 8 | 1:31.783 | +0.707 | 12:54:49.923 |
| 9 | 1:31.076 | | 12:56:20.999 |
| 10 | 1:31.088 | +0.012 | 12:57:52.087 |
| 11 | 1:32.545 | +1.469 | 12:59:24.632 |
| 12 | 1:33.058 | +1.982 | 13:00:57.690 |
| 13 | 1:32.162 | +1.086 | 13:02:29.852 |
| 14 | 1:33.060 | +1.984 | 13:04:02.912 |
| 15 | 1:31.792 | +0.716 | 13:05:34.704 |

| | | | |
|---------------------------------------|-----------------|--------|--------------|
| (54) FRANCISCO MERIDA BERMUDEZ | | | |
| 1 | 1:33.365 | +1.681 | 12:43:58.858 |
| 2 | 1:32.391 | +0.707 | 12:45:31.249 |
| 3 | 1:33.517 | +1.833 | 12:47:04.766 |
| 4 | 1:31.684 | | 12:48:36.450 |
| 5 | 1:32.116 | +0.432 | 12:50:08.566 |
| 6 | 1:32.267 | +0.583 | 12:51:40.833 |
| 7 | 1:33.457 | +1.773 | 12:53:14.290 |
| 8 | 1:35.077 | +3.393 | 12:54:49.367 |
| 9 | 1:33.186 | +1.502 | 12:56:22.553 |
| 10 | 1:33.145 | +1.461 | 12:57:55.698 |
| 11 | 1:34.216 | +2.532 | 12:59:29.914 |
| 12 | 1:33.177 | +1.493 | 13:01:03.091 |
| 13 | 1:34.863 | +3.179 | 13:02:37.954 |
| 14 | 1:34.931 | +3.247 | 13:04:12.885 |
| 15 | 1:35.508 | +3.824 | 13:05:48.393 |

| | | | |
|--------------------------------------|-----------------|--------|--------------|
| (68) ALVARO SÁNCHEZ RODRÍGUEZ | | | |
| 1 | 1:38.317 | +6.678 | 12:44:03.573 |
| 2 | 1:33.984 | +2.345 | 12:45:37.557 |
| 3 | 1:38.164 | +6.525 | 12:47:15.721 |
| 4 | 1:32.284 | +0.645 | 12:48:48.005 |
| 5 | 1:31.639 | | 12:50:19.644 |
| 6 | 1:32.982 | +1.343 | 12:51:52.626 |
| 7 | 1:34.251 | +2.612 | 12:53:26.877 |
| 8 | 1:33.390 | +1.751 | 12:55:00.267 |
| 9 | 1:33.425 | +1.786 | 12:56:33.692 |
| 10 | 1:32.823 | +1.184 | 12:58:06.515 |
| 11 | 1:34.488 | +2.849 | 12:59:41.003 |

| | | | |
|----|----------|--------|--------------|
| 12 | 1:34.828 | +3.189 | 13:01:15.831 |
| 13 | 1:34.826 | +3.187 | 13:02:50.657 |
| 14 | 1:33.371 | +1.732 | 13:04:24.028 |
| 15 | 1:38.655 | +7.016 | 13:06:02.683 |

| | | | |
|---------------------------------|-----------------|---------|--------------|
| (612) RAFA MATA GONZALEZ | | | |
| 1 | 1:37.005 | +6.004 | 12:44:02.282 |
| 2 | 1:31.357 | +0.356 | 12:45:33.639 |
| 3 | 1:31.886 | +0.885 | 12:47:05.525 |
| 4 | 1:31.348 | +0.347 | 12:48:36.873 |
| 5 | 1:33.183 | +2.182 | 12:50:10.056 |
| 6 | 1:31.001 | | 12:51:41.057 |
| 7 | 1:33.830 | +2.829 | 12:53:14.887 |
| 8 | 1:37.727 | +6.726 | 12:54:52.614 |
| 9 | 1:31.957 | +0.956 | 12:56:24.571 |
| 10 | 1:31.959 | +0.958 | 12:57:56.530 |
| 11 | 1:37.068 | +6.067 | 12:59:33.598 |
| 12 | 1:34.531 | +3.530 | 13:01:08.129 |
| 13 | 1:48.997 | +17.996 | 13:02:57.126 |
| 14 | 1:38.425 | +7.424 | 13:04:35.551 |

| | | | |
|-------------------------------|-----------------|---------|--------------|
| (317) JOSE OTERO PINTO | | | |
| 1 | 1:43.174 | +10.149 | 12:44:09.744 |
| 2 | 1:36.927 | +3.902 | 12:45:46.671 |
| 3 | 1:34.995 | +1.970 | 12:47:21.666 |
| 4 | 1:35.704 | +2.679 | 12:48:57.370 |
| 5 | 1:34.491 | +1.466 | 12:50:31.861 |
| 6 | 1:33.916 | +0.891 | 12:52:05.777 |
| 7 | 1:35.250 | +2.225 | 12:53:41.027 |
| 8 | 1:37.401 | +4.376 | 12:55:18.428 |
| 9 | 1:33.025 | | 12:56:51.453 |
| 10 | 1:35.303 | +2.278 | 12:58:26.756 |
| 11 | 1:35.918 | +2.893 | 13:00:02.674 |
| 12 | 1:36.296 | +3.271 | 13:01:38.970 |
| 13 | 1:36.254 | +3.229 | 13:03:15.224 |
| 14 | 1:36.534 | +3.509 | 13:04:51.758 |

| | | | |
|------------------------------------|-----------------|--------|--------------|
| (19) ANTONIO GALIANO ARENGA | | | |
| 1 | 1:42.657 | +7.533 | 12:44:08.427 |
| 2 | 1:37.749 | +2.625 | 12:45:46.176 |
| 3 | 1:35.124 | | 12:47:21.300 |
| 4 | 1:37.574 | +2.450 | 12:48:58.874 |
| 5 | 1:36.198 | +1.074 | 12:50:35.072 |
| 6 | 1:36.229 | +1.105 | 12:52:11.301 |
| 7 | 1:35.291 | +0.167 | 12:53:46.592 |
| 8 | 1:35.934 | +0.810 | 12:55:22.526 |
| 9 | 1:36.038 | +0.914 | 12:56:58.564 |
| 10 | 1:37.574 | +2.450 | 12:58:36.138 |
| 11 | 1:37.757 | +2.633 | 13:00:13.895 |
| 12 | 1:37.642 | +2.518 | 13:01:51.537 |
| 13 | 1:36.449 | +1.325 | 13:03:27.986 |
| 14 | 1:35.979 | +0.855 | 13:05:03.965 |

| | | | |
|---------------------------------------|-----------------|---------|--------------|
| (144) JOSE LUIS MARTIN ARRABAL | | | |
| 1 | 1:32.550 | +0.564 | 12:43:56.340 |
| 2 | 1:33.943 | +1.957 | 12:45:30.283 |
| 3 | 1:31.986 | | 12:47:02.269 |
| 4 | 1:32.819 | +0.833 | 12:48:35.088 |
| 5 | 1:36.535 | +4.549 | 12:50:11.623 |
| 6 | 1:37.587 | +5.601 | 12:51:49.210 |
| 7 | 1:39.391 | +7.405 | 12:53:28.601 |
| 8 | 1:39.757 | +7.771 | 12:55:08.358 |
| 9 | 1:39.725 | +7.739 | 12:56:48.083 |
| 10 | 1:38.384 | +6.398 | 12:58:26.467 |
| 11 | 1:42.331 | +10.345 | 13:00:08.798 |
| 12 | 1:41.884 | +9.898 | 13:01:50.682 |



SEGUNDA PRUEBA - VILLANUEVA DE CÓRDOBA

6. MX1 - MX2 ÉLITE

Los Barreros 0,000 km

1ª Manga MX1 - MX2 ÉLITE

10/04/2022 12:30

Carrera iniciado a 12:42:12

| Vuelta | Tempo de vuelta | Dif. resp. 1° | Hora del día |
|--------|-----------------|---------------|--------------|
| 13 | 1:38.775 | +6.789 | 13:03:29.457 |
| 14 | 1:38.614 | +6.628 | 13:05:08.071 |

(77) MIGUEL FERNÁNDEZ CASTILLÓN

| | | | |
|----|-----------------|---------|--------------|
| 1 | 1:36.229 | +1.087 | 12:44:00.489 |
| 2 | 1:35.142 | | 12:45:35.631 |
| 3 | 1:37.058 | +1.916 | 12:47:12.689 |
| 4 | 1:37.415 | +2.273 | 12:48:50.104 |
| 5 | 1:36.601 | +1.459 | 12:50:26.705 |
| 6 | 1:36.795 | +1.653 | 12:52:03.500 |
| 7 | 1:36.888 | +1.746 | 12:53:40.388 |
| 8 | 1:37.478 | +2.336 | 12:55:17.866 |
| 9 | 1:46.958 | +11.816 | 12:57:04.824 |
| 10 | 1:50.242 | +15.100 | 12:58:55.066 |
| 11 | 1:44.208 | +9.066 | 13:00:39.274 |
| 12 | 1:44.876 | +9.734 | 13:02:24.150 |
| 13 | 1:45.619 | +10.477 | 13:04:09.769 |
| 14 | 1:48.897 | +13.755 | 13:05:58.666 |

(200) ANDRES TORRONTERAS ROJO

| | | | |
|----|-----------------|---------|--------------|
| 1 | 1:37.720 | +0.086 | 12:44:01.921 |
| 2 | 1:38.050 | +0.416 | 12:45:39.971 |
| 3 | 1:37.634 | | 12:47:17.605 |
| 4 | 1:39.262 | +1.628 | 12:48:56.867 |
| 5 | 1:39.906 | +2.272 | 12:50:36.773 |
| 6 | 1:41.310 | +3.676 | 12:52:18.083 |
| 7 | 1:42.229 | +4.595 | 12:54:00.312 |
| 8 | 1:44.832 | +7.198 | 12:55:45.144 |
| 9 | 1:46.605 | +8.971 | 12:57:31.749 |
| 10 | 1:47.391 | +9.757 | 12:59:19.140 |
| 11 | 1:47.754 | +10.120 | 13:01:06.894 |
| 12 | 1:48.300 | +10.666 | 13:02:55.194 |
| 13 | 1:48.642 | +11.008 | 13:04:43.836 |

(91) JAIRO GARCIA CASADO

| | | | |
|----|-----------------|--------|--------------|
| 1 | 1:42.530 | +2.380 | 12:44:11.778 |
| 2 | 1:40.150 | | 12:45:51.928 |
| 3 | 1:40.769 | +0.619 | 12:47:32.697 |
| 4 | 1:41.651 | +1.501 | 12:49:14.348 |
| 5 | 1:40.736 | +0.586 | 12:50:55.084 |
| 6 | 1:43.094 | +2.944 | 12:52:38.178 |
| 7 | 1:43.500 | +3.350 | 12:54:21.678 |
| 8 | 1:44.215 | +4.065 | 12:56:05.893 |
| 9 | 1:41.956 | +1.806 | 12:57:47.849 |
| 10 | 1:44.946 | +4.796 | 12:59:32.795 |
| 11 | 1:45.265 | +5.115 | 13:01:18.060 |
| 12 | 1:45.558 | +5.408 | 13:03:03.618 |
| 13 | 1:46.368 | +6.218 | 13:04:49.986 |

(5) JOSÉ DAVID PERÁN RODRIGUEZ

| | | | |
|----|-----------------|--------|--------------|
| 1 | 1:41.548 | +1.890 | 12:44:06.621 |
| 2 | 1:39.658 | | 12:45:46.279 |
| 3 | 1:42.997 | +3.339 | 12:47:29.276 |
| 4 | 1:40.196 | +0.538 | 12:49:09.472 |
| 5 | 1:40.557 | +0.899 | 12:50:50.029 |
| 6 | 1:42.898 | +3.240 | 12:52:32.927 |
| 7 | 1:42.727 | +3.069 | 12:54:15.654 |
| 8 | 1:44.186 | +4.528 | 12:55:59.840 |
| 9 | 1:45.915 | +6.257 | 12:57:45.755 |
| 10 | 1:46.689 | +7.031 | 12:59:32.444 |
| 11 | 1:47.614 | +7.956 | 13:01:20.058 |
| 12 | 1:47.312 | +7.654 | 13:03:07.370 |
| 13 | 1:43.011 | +3.353 | 13:04:50.381 |

(257) FRANCISCO JAVIER RIQUELME EXTREMERA

| | | | |
|---|----------|--------|--------------|
| 1 | 1:43.788 | +0.474 | 12:44:09.714 |
|---|----------|--------|--------------|

| Vuelta | Tempo de vuelta | Dif. resp. 1° | Hora del día |
|--------|-----------------|---------------|--------------|
| 2 | 1:43.314 | | 12:45:53.028 |
| 3 | 1:46.490 | +3.176 | 12:47:39.518 |
| 4 | 1:45.542 | +2.228 | 12:49:25.060 |
| 5 | 1:50.733 | +7.419 | 12:51:15.793 |
| 6 | 1:50.912 | +7.598 | 12:53:06.705 |
| 7 | 1:56.879 | +13.565 | 12:55:03.584 |
| 8 | 1:57.649 | +14.335 | 12:57:01.233 |
| 9 | 2:15.481 | +32.167 | 12:59:16.714 |
| 10 | 1:52.439 | +9.125 | 13:01:09.153 |
| 11 | 1:57.726 | +14.412 | 13:03:06.879 |
| 12 | 1:52.783 | +9.469 | 13:04:59.662 |

| Vuelta | Tempo de vuelta | Dif. resp. 1° | Hora del día |
|--------|-----------------|---------------|--------------|
|--------|-----------------|---------------|--------------|

Cronometraje

Orbits





SEGUNDA PRUEBA - VILLANUEVA DE CÓRDOBA

Vuelta a vuelta

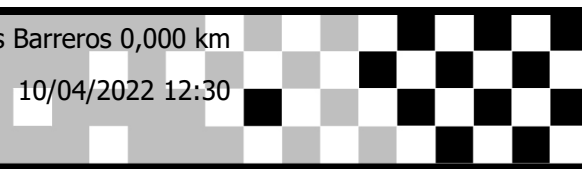
6. MX1 - MX2 ÉLITE

Los Barreros 0,000 km

1ª Manga MX1 - MX2 ÉLITE

10/04/2022 12:30

Carrera iniciado a 12:42:12



| Competidores | Vueltas | | | | | | | | | | | | | | | |
|---|---------|-----|-----|-----|-----|-----|-----|-----|-----|-----|-----|-----|-----|-----|-----|-----|
| | 0 | 1 | 2 | 3 | 4 | 5 | 6 | 7 | 8 | 9 | 10 | 11 | 12 | 13 | 14 | 15 |
| IVAN RUZ NIEVAS (53) | 1 | 53 | 70 | 70 | 70 | 70 | 70 | 70 | 70 | 70 | 70 | 70 | 53 | 70 | 70 | 70 |
| SALVADOR GUZMÁN TRUJILLO (70) | 2 | 70 | 53 | 53 | 53 | 53 | 53 | 53 | 53 | 53 | 53 | 53 | 70 | 53 | 53 | 53 |
| MARINO VILLAR CASTILLO (218) | 3 | 218 | 9 | 9 | 9 | 9 | 218 | 218 | 218 | 218 | 218 | 218 | 218 | 218 | 218 | 218 |
| JESUS QUINTERO HERNANDEZ (9) | 4 | 9 | 144 | 218 | 218 | 218 | 9 | 9 | 9 | 9 | 9 | 9 | 9 | 9 | 9 | 9 |
| JOSE LUIS MARTIN ARRABAL (144) | 5 | 144 | 218 | 144 | 144 | 144 | 300 | 300 | 300 | 300 | 300 | 300 | 300 | 300 | 300 | 300 |
| ANDRES TORRONTERAS ROJO (200) | 6 | 200 | 300 | 300 | 300 | 300 | 54 | 54 | 54 | 54 | 171 | 171 | 171 | 171 | 171 | 171 |
| MIGUEL FERNÁNDEZ CASTILLÓN (77) | 7 | 77 | 54 | 54 | 54 | 54 | 612 | 612 | 612 | 171 | 54 | 54 | 54 | 54 | 54 | 54 |
| GAUDEN MERCHAN CARMONA (300) | 8 | 300 | 77 | 612 | 612 | 612 | 144 | 171 | 171 | 612 | 612 | 612 | 612 | 68 | 68 | 68 |
| JUAN JOSE DELGADO (171) | 9 | 171 | 200 | 77 | 171 | 171 | 171 | 144 | 68 | 68 | 68 | 68 | 68 | 612 | 612 | 612 |
| JOSÉ DAVID PERÁN RODRIGUEZ (5) | 10 | 5 | 612 | 171 | 77 | 68 | 68 | 68 | 144 | 144 | 144 | 144 | 317 | 317 | 317 | 317 |
| ALVARO SÁNCHEZ RODRÍGUEZ (68) | 11 | 68 | 171 | 68 | 68 | 77 | 77 | 77 | 77 | 77 | 317 | 317 | 144 | 144 | 19 | 19 |
| RAFA MATA GONZALEZ (612) | 12 | 612 | 68 | 200 | 200 | 200 | 317 | 317 | 317 | 317 | 19 | 19 | 19 | 19 | 144 | 144 |
| FRANCISCO MERIDA BERMUDEZ (54) | 13 | 54 | 5 | 19 | 19 | 317 | 19 | 19 | 19 | 19 | 77 | 77 | 77 | 77 | 77 | 77 |
| ANTONIO GALIANO ARENGA (19) | 14 | 19 | 19 | 5 | 317 | 19 | 200 | 200 | 200 | 200 | 200 | 200 | 200 | 200 | 200 | 200 |
| FRANCISCO JAVIER RIQUELME EXTREMERA (257) | 15 | 257 | 257 | 317 | 5 | 5 | 5 | 5 | 5 | 5 | 5 | 5 | 91 | 91 | 91 | 91 |
| JOSE OTERO PINTO (317) | 16 | 317 | 317 | 91 | 91 | 91 | 91 | 91 | 91 | 91 | 91 | 91 | 91 | 5 | 5 | 5 |
| JAIRO GARCIA CASADO (91) | 17 | 91 | 91 | 257 | 257 | 257 | 257 | 257 | 257 | 257 | 257 | 257 | 257 | 257 | 257 | 257 |





SEGUNDA PRUEBA - VILLANUEVA DE CÓRDOBA

Clasificado por vueltas

6. MX1 - MX2 ÉLITE

Los Barreros 0,000 km

2ª Manga MX1 - MX2 ÉLITE

10/04/2022 14:30

Carrera (20:00 y 2 Vueltas) iniciado a 14:47:00

| Pos. | Nº | Nombre | Puntos | Vueltas | Reg. Piloto | Total Tº | Dif. resp. 1º | Marca | Club |
|------|-----|-------------------------------------|--------|---------|-------------|-----------|---------------|-----------------|------------------------|
| 1 | 53 | IVAN RUIZ NIEVAS | 25 | 15 | 26749-GR | 23:07.572 | | KTM | ORTIZ MOTOS KTM |
| 2 | 70 | SALVADOR GUZMÁN TRUJILLO | 22 | 15 | 26694-MA | 23:11.957 | 4.385 | KTM | MOTOS ORTIZ |
| 3 | 218 | MARINO VILLAR CASTILLO | 25 | 15 | 26164-MA | 23:41.310 | 33.738 | KTM | CD. MC. VILLA DE OJÉN |
| 4 | 171 | JUAN JOSE DELGADO | 20 | 15 | 26531-SE | 23:51.928 | 44.356 | KTM | TRT MOTORCICLE |
| 5 | 9 | JESUS QUINTERO HERNANDEZ | 18 | 15 | 190390-CC | 23:59.325 | 51.753 | Gas gas | PETROGOLDRACINGTEAM |
| 6 | 300 | GAUDEN MERCHAN CARMONA | 16 | 15 | 26728-CO | 24:35.911 | 1:28.339 | Yamaha | CD JAROCROSS |
| 7 | 68 | ALVARO SÁNCHEZ RODRÍGUEZ | 22 | 15 | 26172-H | 24:40.043 | 1:32.471 | Gas gas | MOTOCLUB CERREÑO |
| 8 | 54 | FRANCISCO MERIDA BERMUDEZ | 15 | 14 | 26946-CO | 23:13.128 | 1 Vuelta | Husqvarna | MOTO CLUB EL ARENAL |
| 9 | 144 | JOSE LUIS MARTIN ARRABAL | 20 | 14 | 26539-GR | 23:45.027 | 1 Vuelta | KTM | TRT MOTORCICLE |
| 10 | 317 | JOSE OTERO PINTO | 18 | 14 | 26221-CA | 23:53.849 | 1 Vuelta | Yamaha | REBUFO CHICLANA |
| 11 | 612 | RAFA MATA GONZALEZ | 14 | 14 | 26882-CO | 24:10.036 | 1 Vuelta | Kawasaki | R.PAJARILLO |
| 12 | 77 | MIGUEL FERNÁNDEZ CASTILLÓN | 16 | 13 | 27060-J | 23:17.059 | 2 Vueltas | Honda | MOTONAVO |
| 13 | 200 | ANDRES TORRONTERAS ROJO | 13 | 13 | 26508-CO | 23:33.401 | 2 Vueltas | KTM | C.D.JAROCROSS |
| 14 | 91 | JAIRO GARCIA CASADO | 12 | 13 | 26701-CO | 23:43.796 | 2 Vueltas | Yamaha | CD JARACROS |
| 15 | 5 | JOSÉ DAVID PERÁN RODRIGUEZ | 11 | 13 | 26720-CO | 23:44.867 | 2 Vueltas | kawasaki kx450f | CD.PM ALMODOBAR DE RÍO |
| 16 | 19 | ANTONIO GALIANO ARENGA | 15 | 13 | 26260-SE | 24:43.135 | 2 Vueltas | Husqvarna | TEAM ALESER |
| 17 | 257 | FRANCISCO JAVIER RIQUELME EXTREMERA | 14 | 12 | 26721-CO | 23:43.174 | 3 Vueltas | KTM | P.M ALMODÓVAR DEL RIO |

| Márgen de victoria | Velocidad media | Mejor tº de vuelta | Mejor Vel. | Mejor vuelta para |
|--------------------|-----------------|--------------------|------------|-------------------------------|
| 4.385 | - | 1:27.330 | - | 70 - SALVADOR GUZMÁN TRUJILLO |

Cronometraje

Orbits





SEGUNDA PRUEBA - VILLANUEVA DE CÓRDOBA

Clasificado por vueltas

6. MX1 - MX2 ÉLITE

Los Barreros 0,000 km

2ª Manga MX1 - MX2 ÉLITE

10/04/2022 14:30

Carrera (20:00 y 2 Vueltas) iniciado a 14:47:00

| Pos. | Nº | Nombre | Puntos | Vueltas | Reg. Piloto | Total Tº | Dif. resp. 1º | Marca | Club |
|------------|-----|-------------------------------------|--------|---------|-------------|-----------|---------------|-----------------|------------------------|
| MX1 | | | | | | | | | |
| 1 | 53 | IVAN RUZ NIEVAS | 25 | 15 | 26749-GR | 23:07.572 | | KTM | ORTIZ MOTOS KTM |
| 2 | 70 | SALVADOR GUZMÁN TRUJILLO | 22 | 15 | 26694-MA | 23:11.957 | 4.385 | KTM | MOTOS ORTIZ |
| 3 | 171 | JUAN JOSE DELGADO | 20 | 15 | 26531-SE | 23:51.928 | 44.356 | KTM | TRT MOTORCICLE |
| 4 | 9 | JESUS QUINTERO HERNANDEZ | 18 | 15 | 190390-CC | 23:59.325 | 51.753 | Gas gas | PETROGOLDRACINGTEAM |
| 5 | 300 | GAUDEN MERCHAN CARMONA | 16 | 15 | 26728-CO | 24:35.911 | 1:28.339 | Yamaha | CD JAROCROSS |
| 6 | 54 | FRANCISCO MERIDA BERMUDEZ | 15 | 14 | 26946-CO | 23:13.128 | 1 Vuelta | Husqvarna | MOTO CLUB EL ARENAL |
| 7 | 612 | RAFA MATA GONZALEZ | 14 | 14 | 26882-CO | 24:10.036 | 1 Vuelta | Kawasaki | R.PAJARILLO |
| 8 | 200 | ANDRES TORRONTERAS ROJO | 13 | 13 | 26508-CO | 23:33.401 | 2 Vueltas | KTM | C.D.JAROCROSS |
| 9 | 91 | JAIRO GARCIA CASADO | 12 | 13 | 26701-CO | 23:43.796 | 2 Vueltas | Yamaha | CD JARACROS |
| 10 | 5 | JOSÉ DAVID PERÁN RODRIGUEZ | 11 | 13 | 26720-CO | 23:44.867 | 2 Vueltas | kawasaki kx450f | CD.PM ALMODOBAR DE RÍO |
| MX2 | | | | | | | | | |
| 1 | 218 | MARINO VILLAR CASTILLO | 25 | 15 | 26164-MA | 23:41.310 | | KTM | CD. MC. VILLA DE OJEN |
| 2 | 68 | ALVARO SÁNCHEZ RODRÍGUEZ | 22 | 15 | 26172-H | 24:40.043 | 58.733 | Gas gas | MOTOCLUB CERREÑO |
| 3 | 144 | JOSE LUIS MARTIN ARRABAL | 20 | 14 | 26539-GR | 23:45.027 | 1 Vuelta | KTM | TRT MOTORCICLE |
| 4 | 317 | JOSE OTERO PINTO | 18 | 14 | 26221-CA | 23:53.849 | 1 Vuelta | Yamaha | REBUFO CHICLANA |
| 5 | 77 | MIGUEL FERNÁNDEZ CASTILLÓN | 16 | 13 | 27060-J | 23:17.059 | 2 Vueltas | Honda | MOTONAVO |
| 6 | 19 | ANTONIO GALIANO ARENGA | 15 | 13 | 26260-SE | 24:43.135 | 2 Vueltas | Husqvarna | TEAM ALESER |
| 7 | 257 | FRANCISCO JAVIER RIQUELME EXTREMERA | 14 | 12 | 26721-CO | 23:43.174 | 3 Vueltas | KTM | P.M ALMODÓVAR DEL RIO |

| Márgen de victoria | Velocidad media | Mejor tº de vuelta | Mejor Vel. | Mejor vuelta para |
|--------------------|-----------------|--------------------|------------|-------------------------------|
| 4.385 | - | 1:27.330 | - | 70 - SALVADOR GUZMÁN TRUJILLO |

Cronometraje

Orbits





SEGUNDA PRUEBA - VILLANUEVA DE CÓRDOBA

6. MX1 - MX2 ÉLITE

Los Barreros 0,000 km

2ª Manga MX1 - MX2 ÉLITE

10/04/2022 14:30

Carrera (20:00 y 2 Vueltas) iniciado a 14:47:00

| Vuelta | Tempo de vuelta | Dif. resp. 1° | Hora del día |
|-----------------------------|-----------------|---------------|--------------|
| (53) IVAN RUZ NIEVAS | | | |
| 1 | 1:33.907 | +4.056 | 14:48:44.946 |
| 2 | 1:31.155 | +1.304 | 14:50:16.101 |
| 3 | 1:32.125 | +2.274 | 14:51:48.226 |
| 4 | 1:30.418 | +0.567 | 14:53:18.644 |
| 5 | 1:30.275 | +0.424 | 14:54:48.919 |
| 6 | 1:30.258 | +0.407 | 14:56:19.177 |
| 7 | 1:29.851 | | 14:57:49.028 |
| 8 | 1:30.169 | +0.318 | 14:59:19.197 |
| 9 | 1:30.147 | +0.296 | 15:00:49.344 |
| 10 | 1:32.070 | +2.219 | 15:02:21.414 |
| 11 | 1:32.414 | +2.563 | 15:03:53.828 |
| 12 | 1:34.600 | +4.749 | 15:05:28.428 |
| 13 | 1:33.133 | +3.282 | 15:07:01.561 |
| 14 | 1:32.307 | +2.456 | 15:08:33.868 |
| 15 | 1:33.799 | +3.948 | 15:10:07.667 |

| Vuelta | Tempo de vuelta | Dif. resp. 1° | Hora del día |
|--------------------------------------|-----------------|---------------|--------------|
| (70) SALVADOR GUZMÁN TRUJILLO | | | |
| 1 | 1:30.808 | +3.478 | 14:48:42.390 |
| 2 | 1:29.149 | +1.819 | 14:50:11.539 |
| 3 | 1:27.330 | | 14:51:38.869 |
| 4 | 1:28.872 | +1.542 | 14:53:07.741 |
| 5 | 1:31.327 | +3.997 | 14:54:39.068 |
| 6 | 1:32.632 | +5.302 | 14:56:11.700 |
| 7 | 1:33.235 | +5.905 | 14:57:44.935 |
| 8 | 1:32.496 | +5.166 | 14:59:17.431 |
| 9 | 1:31.296 | +3.966 | 15:00:48.727 |
| 10 | 1:32.256 | +4.926 | 15:02:20.983 |
| 11 | 1:43.663 | +16.333 | 15:04:04.646 |
| 12 | 1:32.374 | +5.044 | 15:05:37.020 |
| 13 | 1:30.233 | +2.903 | 15:07:07.253 |
| 14 | 1:32.273 | +4.943 | 15:08:39.526 |
| 15 | 1:32.526 | +5.196 | 15:10:12.052 |

| Vuelta | Tempo de vuelta | Dif. resp. 1° | Hora del día |
|-------------------------------------|-----------------|---------------|--------------|
| (218) MARINO VILLAR CASTILLO | | | |
| 1 | 1:37.513 | +5.515 | 14:48:49.423 |
| 2 | 1:32.322 | +0.324 | 14:50:21.745 |
| 3 | 1:31.998 | | 14:51:53.743 |
| 4 | 1:33.290 | +1.292 | 14:53:27.033 |
| 5 | 1:33.191 | +1.193 | 14:55:00.224 |
| 6 | 1:33.977 | +1.979 | 14:56:34.201 |
| 7 | 1:33.976 | +1.978 | 14:58:08.177 |
| 8 | 1:32.818 | +0.820 | 14:59:40.995 |
| 9 | 1:33.307 | +1.309 | 15:01:14.302 |
| 10 | 1:33.340 | +1.342 | 15:02:47.642 |
| 11 | 1:34.512 | +2.514 | 15:04:22.154 |
| 12 | 1:33.038 | +1.040 | 15:05:55.192 |
| 13 | 1:33.807 | +1.809 | 15:07:28.999 |
| 14 | 1:35.106 | +3.108 | 15:09:04.105 |
| 15 | 1:37.300 | +5.302 | 15:10:41.405 |

| Vuelta | Tempo de vuelta | Dif. resp. 1° | Hora del día |
|--------------------------------|-----------------|---------------|--------------|
| (171) JUAN JOSE DELGADO | | | |
| 1 | 1:31.203 | | 14:48:42.132 |
| 2 | 1:33.224 | +2.021 | 14:50:15.356 |
| 3 | 1:32.644 | +1.441 | 14:51:48.000 |
| 4 | 1:34.590 | +3.387 | 14:53:22.590 |
| 5 | 1:33.260 | +2.057 | 14:54:55.850 |
| 6 | 1:33.568 | +2.365 | 14:56:29.418 |
| 7 | 1:34.156 | +2.953 | 14:58:03.574 |
| 8 | 1:33.377 | +2.174 | 14:59:36.951 |
| 9 | 1:33.165 | +1.962 | 15:01:10.116 |
| 10 | 1:35.424 | +4.221 | 15:02:45.540 |
| 11 | 1:35.807 | +4.604 | 15:04:21.347 |
| 12 | 1:41.443 | +10.240 | 15:06:02.790 |
| 13 | 1:35.639 | +4.436 | 15:07:38.429 |

| Vuelta | Tempo de vuelta | Dif. resp. 1° | Hora del día |
|-------------------------------------|-----------------|---------------|--------------|
| 14 | 1:36.410 | +5.207 | 15:09:14.839 |
| 15 | 1:37.184 | +5.981 | 15:10:52.023 |
| (9) JESUS QUINTERO HERNANDEZ | | | |
| 1 | 1:35.746 | +3.502 | 14:48:46.703 |
| 2 | 1:32.244 | | 14:50:18.947 |
| 3 | 1:33.004 | +0.760 | 14:51:51.951 |
| 4 | 1:50.051 | +17.807 | 14:53:42.002 |
| 5 | 1:34.407 | +2.163 | 14:55:16.409 |
| 6 | 1:33.947 | +1.703 | 14:56:50.356 |
| 7 | 1:32.783 | +0.539 | 14:58:23.139 |
| 8 | 1:35.910 | +3.666 | 14:59:59.049 |
| 9 | 1:34.990 | +2.746 | 15:01:34.039 |
| 10 | 1:35.587 | +3.343 | 15:03:09.626 |
| 11 | 1:33.783 | +1.539 | 15:04:43.409 |
| 12 | 1:34.099 | +1.855 | 15:06:17.508 |
| 13 | 1:33.310 | +1.066 | 15:07:50.818 |
| 14 | 1:34.664 | +2.420 | 15:09:25.482 |
| 15 | 1:33.938 | +1.694 | 15:10:59.420 |

| Vuelta | Tempo de vuelta | Dif. resp. 1° | Hora del día |
|-------------------------------------|-----------------|---------------|--------------|
| (300) GAUDEN MERCHAN CARMONA | | | |
| 1 | 1:38.890 | +4.658 | 14:48:50.882 |
| 2 | 1:34.514 | +0.282 | 14:50:25.396 |
| 3 | 1:34.232 | | 14:51:59.628 |
| 4 | 1:35.251 | +1.019 | 14:53:34.879 |
| 5 | 1:37.088 | +2.856 | 14:55:11.967 |
| 6 | 1:37.071 | +2.839 | 14:56:49.038 |
| 7 | 1:37.322 | +3.090 | 14:58:26.360 |
| 8 | 1:37.366 | +3.134 | 15:00:03.726 |
| 9 | 1:40.605 | +6.373 | 15:01:44.331 |
| 10 | 1:38.875 | +4.643 | 15:03:23.206 |
| 11 | 1:37.808 | +3.576 | 15:05:01.014 |
| 12 | 1:38.362 | +4.130 | 15:06:39.376 |
| 13 | 1:38.724 | +4.492 | 15:08:18.100 |
| 14 | 1:38.692 | +4.460 | 15:09:56.792 |
| 15 | 1:39.214 | +4.982 | 15:11:36.006 |

| Vuelta | Tempo de vuelta | Dif. resp. 1° | Hora del día |
|--------------------------------------|-----------------|---------------|--------------|
| (68) ALVARO SÁNCHEZ RODRÍGUEZ | | | |
| 1 | 1:42.005 | +7.216 | 14:48:55.460 |
| 2 | 1:42.476 | +7.687 | 14:50:37.936 |
| 3 | 1:34.789 | | 14:52:12.725 |
| 4 | 1:37.912 | +3.123 | 14:53:50.637 |
| 5 | 1:35.242 | +0.453 | 14:55:25.879 |
| 6 | 1:36.322 | +1.533 | 14:57:02.201 |
| 7 | 1:37.133 | +2.344 | 14:58:39.334 |
| 8 | 1:35.571 | +0.782 | 15:00:14.905 |
| 9 | 1:35.940 | +1.151 | 15:01:50.845 |
| 10 | 1:38.490 | +3.701 | 15:03:29.335 |
| 11 | 1:36.375 | +1.586 | 15:05:05.710 |
| 12 | 1:39.844 | +5.055 | 15:06:45.554 |
| 13 | 1:37.393 | +2.604 | 15:08:22.947 |
| 14 | 1:37.057 | +2.268 | 15:10:00.004 |
| 15 | 1:40.134 | +5.345 | 15:11:40.138 |

| Vuelta | Tempo de vuelta | Dif. resp. 1° | Hora del día |
|---------------------------------------|-----------------|---------------|--------------|
| (54) FRANCISCO MERIDA BERMUDEZ | | | |
| 1 | 1:40.726 | +4.522 | 14:48:54.752 |
| 2 | 1:36.204 | | 14:50:30.956 |
| 3 | 1:37.077 | +0.873 | 14:52:08.033 |
| 4 | 1:37.521 | +1.317 | 14:53:45.554 |
| 5 | 1:37.325 | +1.121 | 14:55:22.879 |
| 6 | 1:36.232 | +0.028 | 14:56:59.111 |
| 7 | 1:37.669 | +1.465 | 14:58:36.780 |
| 8 | 1:36.734 | +0.530 | 15:00:13.514 |
| 9 | 1:38.886 | +2.682 | 15:01:52.400 |
| 10 | 1:39.246 | +3.042 | 15:03:31.646 |
| 11 | 1:38.579 | +2.375 | 15:05:10.225 |

| Vuelta | Tempo de vuelta | Dif. resp. 1° | Hora del día |
|---------------------------------------|-----------------|---------------|--------------|
| 12 | 1:41.303 | +5.099 | 15:06:51.528 |
| 13 | 1:39.128 | +2.924 | 15:08:30.656 |
| 14 | 1:42.567 | +6.363 | 15:10:13.223 |
| (144) JOSE LUIS MARTIN ARRABAL | | | |
| 1 | 1:36.610 | +0.809 | 14:48:48.866 |
| 2 | 1:35.971 | +0.170 | 14:50:24.837 |
| 3 | 1:35.801 | | 14:52:00.638 |
| 4 | 1:36.315 | +0.514 | 14:53:36.953 |
| 5 | 1:37.417 | +1.616 | 14:55:14.370 |
| 6 | 1:40.180 | +4.379 | 14:56:54.550 |
| 7 | 1:52.932 | +17.131 | 14:58:47.482 |
| 8 | 1:42.283 | +6.482 | 15:00:29.765 |
| 9 | 1:43.384 | +7.583 | 15:02:13.149 |
| 10 | 1:42.175 | +6.374 | 15:03:55.324 |
| 11 | 1:43.327 | +7.526 | 15:05:38.651 |
| 12 | 1:40.858 | +5.057 | 15:07:19.509 |
| 13 | 1:43.830 | +8.029 | 15:09:03.339 |
| 14 | 1:41.783 | +5.982 | 15:10:45.122 |

| Vuelta | Tempo de vuelta | Dif. resp. 1° | Hora del día |
|-------------------------------|-----------------|---------------|--------------|
| (317) JOSE OTERO PINTO | | | |
| 1 | 1:45.549 | +9.001 | 14:49:00.193 |
| 2 | 1:38.896 | +2.348 | 14:50:39.089 |
| 3 | 1:38.624 | +2.076 | 14:52:17.713 |
| 4 | 1:55.178 | +18.630 | 14:54:12.891 |
| 5 | 1:37.617 | +1.069 | 14:55:50.508 |
| 6 | 1:38.210 | +1.662 | 14:57:28.718 |
| 7 | 1:37.255 | +0.707 | 14:59:05.973 |
| 8 | 1:36.548 | | 15:00:42.521 |
| 9 | 1:36.571 | +0.023 | 15:02:19.092 |
| 10 | 1:41.806 | +5.258 | 15:04:00.898 |
| 11 | 1:39.847 | +3.299 | 15:05:40.745 |
| 12 | 1:52.458 | +15.910 | 15:07:33.203 |
| 13 | 1:40.357 | +3.809 | 15:09:13.560 |
| 14 | 1:40.384 | +3.836 | 15:10:53.944 |

| Vuelta | Tempo de vuelta | Dif. resp. 1° | Hora del día |
|---------------------------------|-----------------|---------------|--------------|
| (612) RAFA MATA GONZALEZ | | | |
| 1 | 1:48.155 | +12.666 | 14:49:01.517 |
| 2 | 1:39.129 | +3.640 | 14:50:40.646 |
| 3 | 1:38.168 | +2.679 | 14:52:18.814 |
| 4 | 1:37.998 | +2.509 | 14:53:56.812 |
| 5 | 1:36.848 | +1.359 | 14:55:33.660 |
| 6 | 1:35.489 | | 14:57:09.149 |
| 7 | 1:46.330 | +10.841 | 14:58:55.479 |
| 8 | 1:38.644 | +3.155 | 15:00:34.123 |
| 9 | 1:37.750 | +2.261 | 15:02:11.873 |
| 10 | 1:37.848 | +2.359 | 15:03:49.721 |
| 11 | 1:36.536 | +1.047 | 15:05:26.257 |
| 12 | 1:39.217 | +3.728 | 15:07:05.474 |
| 13 | 2:19.147 | +43.658 | 15:09:24.621 |
| 14 | 1:45.510 | +10.021 | 15:11:10.131 |

| Vuelta | Tempo de vuelta | Dif. resp. 1° | Hora del día |
|--|-----------------|---------------|--------------|
| (77) MIGUEL FERNÁNDEZ CASTILLÓN | | | |
| 1 | 1:43.312 | +4.032 | 14:48:54.805 |
| 2 | 1:42.071 | +2.791 | 14:50:36.876 |
| 3 | 1:40.202 | +0.922 | 14:52:17.078 |
| 4 | 1:39.280 | | 14:53:56.358 |
| 5 | 1:47.410 | +8.130 | 14:55:43.768 |
| 6 | 1:44.243 | +4.963 | 14:57:28.011 |
| 7 | 1:55.173 | +15.893 | 14:59:23.184 |
| 8 | 1:52.635 | +13.355 | 15:01:15.819 |
| 9 | 1:46.971 | +7.691 | 15:03:02.790 |
| 10 | 1:49.493 | +10.213 | 15:04:52.283 |
| 11 | 1:48.877 | +9.597 | 15:06:41.160 |
| 12 | 1:45.741 | +6.461 | 15:08:26.901 |
| 13 | 1:50.253 | +10.973 | 15:10:17.154 |





SEGUNDA PRUEBA - VILLANUEVA DE CÓRDOBA

6. MX1 - MX2 ÉLITE

Los Barreros 0,000 km

2ª Manga MX1 - MX2 ÉLITE

10/04/2022 14:30

Carrera (20:00 y 2 Vueltas) iniciado a 14:47:00

| Vuelta | Tempo de vuelta | Dif. resp. 1° | Hora del día |
|--------------------------------------|-----------------|---------------|--------------|
| (200) ANDRES TORRONTERAS ROJO | | | |
| 1 | 1:45.684 | +1.168 | 14:48:58.711 |
| 2 | 1:44.516 | | 14:50:43.227 |
| 3 | 1:45.102 | +0.586 | 14:52:28.329 |
| 4 | 1:47.035 | +2.519 | 14:54:15.364 |
| 5 | 1:46.319 | +1.803 | 14:56:01.683 |
| 6 | 1:48.571 | +4.055 | 14:57:50.254 |
| 7 | 1:48.161 | +3.645 | 14:59:38.415 |
| 8 | 1:47.128 | +2.612 | 15:01:25.543 |
| 9 | 1:48.961 | +4.445 | 15:03:14.504 |
| 10 | 1:48.375 | +3.859 | 15:05:02.879 |
| 11 | 1:50.073 | +5.557 | 15:06:52.952 |
| 12 | 1:50.372 | +5.856 | 15:08:43.324 |
| 13 | 1:50.172 | +5.656 | 15:10:33.496 |

| Vuelta | Tempo de vuelta | Dif. resp. 1° | Hora del día |
|---------------------------------|-----------------|---------------|--------------|
| (91) JAIRO GARCIA CASADO | | | |
| 1 | 1:51.238 | +4.466 | 14:49:06.536 |
| 2 | 1:47.930 | +1.158 | 14:50:54.466 |
| 3 | 1:47.548 | +0.776 | 14:52:42.014 |
| 4 | 1:46.772 | | 14:54:28.786 |
| 5 | 1:48.371 | +1.599 | 14:56:17.157 |
| 6 | 1:47.725 | +0.953 | 14:58:04.882 |
| 7 | 1:46.976 | +0.204 | 14:59:51.858 |
| 8 | 1:48.640 | +1.868 | 15:01:40.498 |
| 9 | 1:48.864 | +2.092 | 15:03:29.362 |
| 10 | 1:49.341 | +2.569 | 15:05:18.703 |
| 11 | 1:47.689 | +0.917 | 15:07:06.392 |
| 12 | 1:50.437 | +3.665 | 15:08:56.829 |
| 13 | 1:47.062 | +0.290 | 15:10:43.891 |

| Vuelta | Tempo de vuelta | Dif. resp. 1° | Hora del día |
|---------------------------------------|-----------------|---------------|--------------|
| (5) JOSÉ DAVID PERÁN RODRIGUEZ | | | |
| 1 | 1:53.052 | +8.663 | 14:49:07.527 |
| 2 | 1:47.500 | +3.111 | 14:50:55.027 |
| 3 | 1:49.028 | +4.639 | 14:52:44.055 |
| 4 | 1:46.309 | +1.920 | 14:54:30.364 |
| 5 | 1:51.279 | +6.890 | 14:56:21.643 |
| 6 | 1:52.236 | +7.847 | 14:58:13.879 |
| 7 | 1:46.348 | +1.959 | 15:00:00.227 |
| 8 | 1:46.555 | +2.166 | 15:01:46.782 |
| 9 | 1:44.389 | | 15:03:31.171 |
| 10 | 1:47.706 | +3.317 | 15:05:18.877 |
| 11 | 1:48.812 | +4.423 | 15:07:07.689 |
| 12 | 1:49.285 | +4.896 | 15:08:56.974 |
| 13 | 1:47.988 | +3.599 | 15:10:44.962 |

| Vuelta | Tempo de vuelta | Dif. resp. 1° | Hora del día |
|------------------------------------|-----------------|---------------|--------------|
| (19) ANTONIO GALIANO ARENGA | | | |
| 1 | 1:45.093 | +8.682 | 14:48:59.771 |
| 2 | 1:39.039 | +2.628 | 14:50:38.810 |
| 3 | 1:41.127 | +4.716 | 14:52:19.937 |
| 4 | 1:38.684 | +2.273 | 14:53:58.621 |
| 5 | 1:38.620 | +2.209 | 14:55:37.241 |
| 6 | 1:37.762 | +1.351 | 14:57:15.003 |
| 7 | 1:37.455 | +1.044 | 14:58:52.458 |
| 8 | 1:38.441 | +2.030 | 15:00:30.899 |
| 9 | 1:36.411 | | 15:02:07.310 |
| 10 | 4:20.210 | +2:43.799 | 15:06:27.520 |
| 11 | 1:44.112 | +7.701 | 15:08:11.632 |
| 12 | 1:43.298 | +6.887 | 15:09:54.930 |
| 13 | 1:48.300 | +11.889 | 15:11:43.230 |

| Vuelta | Tempo de vuelta | Dif. resp. 1° | Hora del día |
|--|-----------------|---------------|--------------|
| (257) FRANCISCO JAVIER RIQUELME EXTREMERA | | | |
| 1 | 1:51.009 | +3.587 | 14:49:05.156 |
| 2 | 1:48.272 | +0.850 | 14:50:53.428 |
| 3 | 1:47.422 | | 14:52:40.850 |
| 4 | 1:49.363 | +1.941 | 14:54:30.213 |

| Vuelta | Tempo de vuelta | Dif. resp. 1° | Hora del día |
|--------|-----------------|---------------|--------------|
| 5 | 1:50.503 | +3.081 | 14:56:20.716 |
| 6 | 1:53.185 | +5.763 | 14:58:13.901 |
| 7 | 1:58.818 | +11.396 | 15:00:12.719 |
| 8 | 2:22.805 | +35.383 | 15:02:35.524 |
| 9 | 2:09.918 | +22.496 | 15:04:45.442 |
| 10 | 2:08.304 | +20.882 | 15:06:53.746 |
| 11 | 1:55.099 | +7.677 | 15:08:48.845 |
| 12 | 1:54.424 | +7.002 | 15:10:43.269 |

| Vuelta | Tempo de vuelta | Dif. resp. 1° | Hora del día |
|--------|-----------------|---------------|--------------|
|--------|-----------------|---------------|--------------|





SEGUNDA PRUEBA - VILLANUEVA DE CÓRDOBA

Vuelta a vuelta

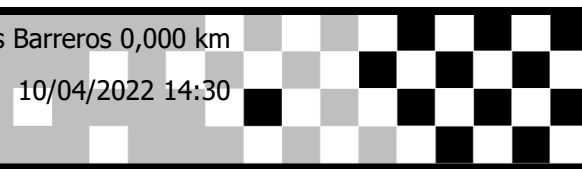
6. MX1 - MX2 ÉLITE

Los Barreros 0,000 km

2ª Manga MX1 - MX2 ÉLITE

10/04/2022 14:30

Carrera (20:00 y 2 Vueltas) iniciado a 14:47:00



| Competidores | Vueltas | | | | | | | | | | | | | | | |
|---|---------|-----|-----|-----|-----|-----|-----|-----|-----|-----|-----|-----|-----|-----|-----|-----|
| | 0 | 1 | 2 | 3 | 4 | 5 | 6 | 7 | 8 | 9 | 10 | 11 | 12 | 13 | 14 | 15 |
| JUAN JOSE DELGADO (171) | 1 | 171 | 171 | 70 | 70 | 70 | 70 | 70 | 70 | 70 | 70 | 53 | 53 | 53 | 53 | 53 |
| JESUS QUINTERO HERNANDEZ (9) | 2 | 9 | 70 | 171 | 171 | 53 | 53 | 53 | 53 | 53 | 53 | 70 | 70 | 70 | 70 | 70 |
| IVAN RUZ NIEVAS (53) | 3 | 53 | 53 | 53 | 53 | 171 | 171 | 171 | 171 | 171 | 171 | 171 | 218 | 218 | 218 | 218 |
| MIGUEL FERNÁNDEZ CASTILLÓN (77) | 4 | 77 | 9 | 9 | 9 | 218 | 218 | 218 | 218 | 218 | 218 | 218 | 171 | 171 | 171 | 171 |
| SALVADOR GUZMÁN TRUJILLO (70) | 5 | 70 | 144 | 218 | 218 | 300 | 300 | 300 | 9 | 9 | 9 | 9 | 9 | 9 | 9 | 9 |
| MARINO VILLAR CASTILLO (218) | 6 | 218 | 218 | 144 | 300 | 144 | 144 | 9 | 300 | 300 | 300 | 300 | 300 | 300 | 300 | 300 |
| GAUDEN MERCHAN CARMONA (300) | 7 | 300 | 300 | 300 | 144 | 9 | 9 | 144 | 54 | 54 | 68 | 68 | 68 | 68 | 68 | 68 |
| JOSE LUIS MARTIN ARRABAL (144) | 8 | 144 | 54 | 54 | 54 | 54 | 54 | 54 | 68 | 68 | 54 | 54 | 54 | 54 | 54 | 54 |
| ANDRES TORRONTERAS ROJO (200) | 9 | 200 | 77 | 77 | 68 | 68 | 68 | 68 | 144 | 144 | 19 | 612 | 612 | 612 | 144 | 144 |
| RAFA MATA GONZALEZ (612) | 10 | 612 | 68 | 68 | 77 | 77 | 612 | 612 | 19 | 19 | 612 | 144 | 144 | 144 | 317 | 317 |
| ALVARO SÁNCHEZ RODRÍGUEZ (68) | 11 | 68 | 200 | 19 | 317 | 612 | 19 | 19 | 612 | 612 | 144 | 317 | 317 | 317 | 612 | 612 |
| FRANCISCO MERIDA BERMUDEZ (54) | 12 | 54 | 19 | 317 | 612 | 19 | 77 | 77 | 317 | 317 | 317 | 77 | 77 | 77 | 77 | 77 |
| FRANCISCO JAVIER RIQUELME EXTREMERA (257) | 13 | 257 | 317 | 612 | 19 | 317 | 317 | 317 | 77 | 77 | 77 | 200 | 200 | 200 | 200 | 200 |
| JOSÉ DAVID PERÁN RODRIGUEZ (5) | 14 | 5 | 612 | 200 | 200 | 200 | 200 | 200 | 200 | 200 | 91 | 91 | 91 | 91 | 91 | 91 |
| JOSE OTERO PINTO (317) | 15 | 317 | 257 | 257 | 257 | 91 | 91 | 91 | 91 | 91 | 91 | 5 | 5 | 5 | 5 | 5 |
| ANTONIO GALIANO ARENGA (19) | 16 | 19 | 91 | 91 | 91 | 257 | 257 | 5 | 5 | 5 | 5 | 19 | 19 | 19 | 19 | 19 |
| JAIRO GARCIA CASADO (91) | 17 | 91 | 5 | 5 | 5 | 5 | 5 | 257 | 257 | 257 | 257 | 257 | 257 | 257 | 257 | 257 |






SEGUNDA PRUEBA - VILLANUEVA DE CÓRDOBA

6. MX1 - MX2 ÉLITE

Los Barreros 0,000 km

GENERAL



| Pos. | Nº | Nombre | Total puntos | 1VIL | 2VIL | Registro del cochl | Marca | Club |
|------------|-----|-------------------------------------|--------------|------|------|--------------------|-----------------|------------------------|
| MX1 | | | | | | | | |
| 1 | 53 | IVAN RUZ NIEVAS | 47 | 22 | 25 | 26749-GR | KTM | ORTIZ MOTOS KTM |
| 2 | 70 | SALVADOR GUZMÁN TRUJILLO | 47 | 25 | 22 | 26694-MA | KTM | MOTOS ORTIZ |
| 3 | 9 | JESUS QUINTERO HERNANDEZ | 38 | 20 | 18 | 190390-CC | Gas gas | PETROGOLDRACINGTEAM |
| 4 | 171 | JUAN JOSE DELGADO | 36 | 16 | 20 | 26531-SE | KTM | TRT MOTORCICLE |
| 5 | 300 | GAUDEN MERCHAN CARMONA | 34 | 18 | 16 | 26728-CO | Yamaha | CD JAROCROSSS |
| 6 | 54 | FRANCISCO MERIDA BERMUDEZ | 30 | 15 | 15 | 26946-CO | Husqvarna | MOTO CLUB EL ARENAL |
| 7 | 612 | RAFA MATA GONZALEZ | 28 | 14 | 14 | 26882-CO | Kawasaki | R.PAJARILLO |
| 8 | 200 | ANDRES TORRONTERAS ROJO | 26 | 13 | 13 | 26508-CO | KTM | C.D.JAROCROSS |
| 9 | 91 | JAIRO GARCIA CASADO | 24 | 12 | 12 | 26701-CO | Yamaha | CD JARACROS |
| 10 | 5 | JOSÉ DAVID PERÁN RODRIGUEZ | 22 | 11 | 11 | 26720-CO | kawasaki kx450i | CD.PM ALMODOBAR DE RÍO |
| MX2 | | | | | | | | |
| 1 | 218 | MARINO VILLAR CASTILLO | 50 | 25 | 25 | 26164-MA | KTM | CD. MC. VILLA DE OJEN |
| 2 | 68 | ALVARO SÁNCHEZ RODRÍGUEZ | 44 | 22 | 22 | 26172-H | Gas gas | MOTOCUB CERREÑO |
| 3 | 317 | JOSE OTERO PINTO | 38 | 20 | 18 | 26221-CA | Yamaha | REBUFO CHICLANA |
| 4 | 144 | JOSE LUIS MARTIN ARRABAL | 36 | 16 | 20 | 26539-GR | KTM | TRT MOTORCICLE |
| 5 | 19 | ANTONIO GALIANO ARENGA | 33 | 18 | 15 | 26260-SE | Husqvarna | TEAM ALESER |
| 6 | 77 | MIGUEL FERNÁNDEZ CASTILLÓN | 31 | 15 | 16 | 27060-J | Honda | MOTONAVO |
| 7 | 257 | FRANCISCO JAVIER RIQUELME EXTREMERA | 28 | 14 | 14 | 26721-CO | KTM | P.M ALMODOVAR DEL RIO |

